

KENSTON BOMBER FOOTBALL



2018 MEDIA GUIDE



WORKING TOGETHER



VENGEANCE 0.3%

VENGEANCE .3

On October 25, 2017 the Bombers had a big victory over rival Chardon. Playoffs were on the line and Kenston responded with a 34 to 15 victory that should have assured the Bombers a playoff berth. The rankings came out that week and Kenston owned the No. 3 spot in Division III, Region 9 and were entering a week-10 season finale against a one-win Willoughby South team at Bomber Stadium. Everything felt right, they controlled their own destiny, win one more and they were in, take care of business at home and it all would take care of itself. After putting a 38-8 hurting on the Division II Rebels, the Bombers sensed they had done the job, but as the scores rolled in across the region the worst-case scenario took place. The Bombers 8-2 record wasn't good enough to punch a ticket to the postseason. Kenston dropped six spots and finished ninth with 21.05 points in the computer rankings, while a 6-4 Aurora team secured the eighth and final spot with 21.35 points. The Bombers had missed the playoffs by .3 percentage points! The Bombers would have been a playoff contender in any of the other three Division III regions. Also, Kenston would have made the playoffs in three of the four Division II regions, as well as two of the four Division I regions.

Life isn't always fair, which is one of the many lessons learned on the gridiron. A lesson like this is one that no player or coach will soon forget, and as the 2018 season approached the newly named captains wanted something to point to for inspiration. Vengeance .3 summed it all up. "Vengeance" on all opponents blocking the Bomber's path to the playoffs and the ".3" will always remind the players of how close they came and the work needed to eliminate the .3.

So, when you see or hear "V.3" know the Bombers are working together to win a championship.

CONTENTS



OPENING

- Front Cover – Kenston Bomber Football Media Guide
- Inside Cover – V.3
- Table of Contents..... pg 3
- What Makes a Bomber..... pg 4

KENSTON INFORMATION

- Facts and More pg 5
- Head Coach pg 6
- Assistant Coaches..... pgs 7-9
- Bomber Stadium pg 10
- 2018 Opponent Information pgs 12-21
- OHSAA Division 3 Map..... pg 22
- OHSAA Division 3 Regional Breakdown..... pgs 23-25

TEAM

- 2018 Schedule..... pg 26
- 2017 Opponent Recap & 2018 Preview pgs 27-37
- 2018 Roster pgs 38-39
- Players to Watch..... pgs 40-41
- Player Profiles..... pgs 42-50

HISTORY

- Awards and Traditions pgs 52-53
- Dallas Letter..... pg 53
- Football Lore pg 54
- Legends and Greats pgs 55-57
- All-Ohio..... pgs 58-61
- College Players pgs 62-63
- Conference Affiliation pg 64
- Conference Championships pgs 65-68
- OHSAA Playoff History..... pgs 69-73

STATISTICS

- All-Time Opponent Record..... pgs 74-75
- All-Time Opponent Season pgs 76-87
- Team Offense pg 88
- Team Defense..... pg 89
- Team Scoring..... pgs 90-91
- Individual Rushing pgs 92-93
- Individual Receiving pgs 94-95
- Individual Passing pg 96
- Top 20 stats pgs 97-101
- Defensive Stats..... pg 102
- Thank You pg 103
- Why the Media Guide..... pg 104
- Referee Signals..... pgs 106-107
- Back Cover – Grid Schedule

WHAT IS A BOMBER?



This question is a very important one in understanding the benefits that participating in Kenston football promotes. A common definition is simply that football players grow by learning the values of healthy competition, teamwork, goal setting, respect, and hard work. We believe it to be much more. After interviewing former Kenston coaches and players, it was confirmed. We found that a Bomber football player is built on 65 plus years of tradition. As we asked the question to former Kenston coaches that include Jack Bair, Al Hrabak, Zinn Gorby, Paul Koballa, Frank Kitko, Mike Knepp, Rick Adams, Roger Vasey, and Pete Thompson, it became apparent that each coach had a different description of what makes a Bomber that developed into a mutual theme. What we found is that a Bomber football player is a tough, aggressive, defensive-minded, coachable, hard-nosed player who practices hard, never gives up, respects the game, wears the greatest high school football helmet in the state, comes from great families, and is passionately proud to play for Kenston.

When we asked the same to former players, we discovered a bond, if not brotherhood, was a common thread between player beliefs. Pat Knox 87' said, "No matter what came our way we had each other's backs. One man makes a mistake the next guy would pick him up and make the play." Andy Gurd 87' stated the brotherhood that was developed on the field still is intact today over 30 years later. Wes Rule 96' had this to say about being a Bomber, "This is a young man that has grit and mental toughness on the field and a gentleman off. He outworks his opponents at all times from the classroom to the field. Brings his best when the odds are stacked against him, and is always best-conditioned athlete in the 4th quarter. The more hits he takes the stronger he gets and doesn't back down from any situation. Protects his brothers, friends and family at all costs. He bleeds Bomber blue and won't stand for anyone that disrespects it.

A true Kenston Bomber will always be successful in life and loyal to the people that helped him achieve greatness. I love Kenston Football." Tom Gabram 93 current High School Principal believes that "being a Bomber is having an opportunity to be a part of an elite program. It's a privilege; one that is earned not given. It is earned through the dedication, the respect, and the commitment you have to your teammates and coaches. It's an understanding that personal sacrifice is rewarded with victory. Most importantly being a Bomber allows you to be part of a brotherhood of experience and tradition. The teammates you play with will always be there for you in times of need." We had many ex-players and coaches respond to our question by saying the that the Kenston football experience is like no other. Wearing the Bomber star links players to a unique fraternity of men, many that they know and many that they don't, but one thing is for sure, these men know about hard work, success, failure, and loyalty.

KENSTON FOOTBALL FACTS AND MORE

SCHOOL INFORMATION

Location:	17419 Snyder Road Chagrin Falls, OH 44023
Founded:	1953
Conference Affiliation:	Western Reserve Conference
Joined the WRC:	2015
Enrollment:	381 M 351 F
Nickname:	Bombers
Colors:	Columbia Blue and Red
Superintendent:	Nancy Santilli nancy.santilli@kenstonapps.org
Director of Operations:	Jeremy McDevitt jeremy.mcdevitt@kenstonapps.org
Director of Athletics:	Reid Guarnieri reid.guarnieri@kenstonapps.org
Athletic Office Phone:	(440) 543-9821
Website:	http://kenstonlocal.org/khs/athletics/

TEAM HISTORY

First Year of Football:	1952
All-Time Record:	365 – 287 – 10 (65 Years)
Conference Championships:	12
OHSAA Playoff Appearances:	9
OHSAA Playoff Record:	7 – 9 (State Runner-up 86 & 95)
Last OHSAA Playoff Appearance:	2014
All State Selections (1 st and 2 nd Team):	28

HEAD COACH JEFF GRUBICH

Alma Mater:	Ashland (2000; BS Education)
Record at Kenston:	35 – 29
OHSAA Playoff Appearances:	3
All State Players:	32
Ohio Mr. Football Players:	2

ASSISTANT COACHES

Scott Anderson	Co-Offensive Coordinator/Wide Receivers
Reed Cornell	Co-Defensive Coordinator/Linebackers
Kurt Gabram	Defensive Backs
George Gresko	Assistant Quarterback, Freshmen
Tom Grenier	Assistant Junior Varsity, Freshmen, Defensive Backs
Steve "Weeb" Grubich	Co-Offensive Coordinator/Quarterbacks
Bob Hallen	Offensive Line
Fred Lockinour	Assistant Defensive Backs
Michael O'Bradovic	Defensive Line
Cory Payne	Running Backs
Bob Ross	Special Teams Coordinator/ Defensive Line
Wally Sonnie	Offensive Line/Run Game Coordinator
Steve Teringo	Co-Defensive Coordinator/ Assistant Head Coach

MEDICAL STAFF

Team Doctor: Dr. Martin Leland is a Board Certified Orthopedic Sports Surgeon and the Medical Director of Sports Medicine at University Hospitals Geauga Medical Center. He serves as a member of the AOSSM Education Committee, Associate Editor of the Arthroscopy Journal, and Chair of the AANA Social Media Task Force. In addition, he is the team physician for Kenston High School. Dr. Leland specializes in Arthroscopic knee, elbow, hip, & shoulder surgery for sports injuries such as ACL reconstructions, biceps tendon & rotator cuff repairs, and labrum (hip & shoulder), cartilage & meniscus (knee) repairs. He is a graduate of Jefferson Medical College and has previously worked as the team physician for the Chicago Blackhawks.

Team Trainer: Viviani McKinney is a Board Certified and Licensed Athletic Trainer with University Hospitals. She has been the Athletic Trainer for Kenston High School since 2015 where she cares full time for over 300 athletes and 25 varsity sports. Viviani received her master's Degree from The University of Findlay and is a graduate of Hiram College.

OFFENSIVE FORMATION: Multiple Spread

DEFENSIVE FORMATION: 3-4 Attack

LETTER WINNERS RETURNING

Offense	12
Defense	16
Special Teams	14

LETTER WINNERS LOST

Offense	5
Defense	4
Special Teams	7

STARTERS RETURNING

Offense 9

WR Bransen Stanley, WR Tyler Mintz, RB Jack Porter, QB Johnny Tomcufcik, OL Brandon Schroeder, OL Alex Robarge, OL George Sell

Defense 11

LB Logan Vargo, LB Matt Iklodi, DB Dorian Talley, DL Jacob Englehart, DB Nick Franklin, LB Sam Leygraaf, LB Joe Staudenbauer, DL Mitch Sotera, DB Tyler Mintz, DB Bransen Stanley

Special Teams 2

K Blake Torres, K Anna Sanders

STARTERS LOST

Offense 4

WR Kee-Shaun Merril, OL Zach Czech, OL Pat Vanderbilt, WR Adam Safko

Defense 4

DL Connor Kure, DB Nick Dombrowski, DB Kee-Shaun Merril, DL Jacob Duley

STADIUM INFORMATION

Name:	Bomber Stadium
Capacity:	5000
Surface:	Astro Turf

HEAD COACH



VENGEANCE .3

Kenston head football coach Jeff Grubich is 35-29 through his first six seasons in leading the one of the more storied programs in high school football. He has coached the Bombers to a conference championship in 2014 – the program's twelfth. Over a three-year span, 2012 to 2014, he has lead the Bombers to consecutive OHSAA playoff appearances highlighted by the 2012 first round victory over the #1 seed, Tallmadge.

He has done this by developing and overseeing a program culture that requires accountability, promotes respect, prepares young men for life and develops football skill sets that maximize a player's talents and ability. This is evidenced by the 87 all-conference players, 22 all-Ohio first team selections, 24 division 1 players, multiple division 2 and 3 players and one NFL first round selection. These numbers don't include the hundreds of players who played for Coach Grubich and went on to successful careers outside of football. making the Kenston community proud. Born and raised in Chagrin Falls with two degrees from Ashland University, Coach Grubich made it clear from the day he took over the program stating that "We are going to make the Kenston students, staff, parents and community proud of everything we do." With the success the bombers have had both on and off the field, Grubich has indeed made Kenston proud of his Bombers!

QUICK FACTS

Hometown: Chagrin Falls

High School: Chagrin Falls

Age: 40

Alma Mater: Ashland University, BS Education

Master's Degree:

Ashland University, MS Educational Administration

Years in Coaching: 16th (7th year at Kenston)

Wife: Jen

Children: Blake and Emily

COACHING EXPERIENCE

2012 – Present Kenston HS, Head Coach

2009 – 2012 Mentor HS, Offensive Coordinator

2005 – 2009 Mentor HS, Special Teams
Coordinator/Receivers



ASSISTANT COACHES

STEVE TERINGO ASSISTANT HEAD COACH/ CO-DEFENSIVE COORDINATOR

Hometown: Lyndhurst

High School: Brush

Alma Mater: Ashland University,
BS Business Marketing

Master's Degree:

Kent State University, MS Sports Management

Years in Coaching: 41st (7th year at Kenston)

Wife: Louise

Children: Katie, Elizabeth, Christine, and Nikki



COACHING EXPERIENCE

- 2012-present Kenston HS, Assistant Head Coach/
Co-Defensive Coordinator
- 2007 – 2012 NDCL HS, Defensive Coordinator
- 2005 – 2006 Benedictine HS, Defensive Coordinator
- 1978 – 2004 Bedford HS, Defensive Coordinator
- 1980 – 1981 Cleveland Browns, training camp
Defensive Quality Control

BOB ROSS SPECIAL TEAMS COORDINATOR/ DEFENSIVE LINE

Hometown: Solon

High School: Solon

Alma Mater: Kent State University, BS Education

Master's Degree: Lake Erie College, MS Education

Years in Coaching: 37th (30th year at Kenston)

Wife: Jackie

Children: Drew, Katie, Chris and Kellie



COACHING EXPERIENCE

- 1989-present Kenston HS,
Special Teams Coordinator/
Defensive Line
- 1985 – 1988 Shaw HS, Defensive Line
- 1982 – 1984 Solon HS, Defensive Line

REID CORNELL CO-DEFENSIVE COORDINATOR/ LINEBACKERS

Hometown: Chagrin Falls

High School: Chagrin Falls

Alma Mater: James Madison University,
BS Business, Minor Secondary Education

Years in Coaching: 11th (7th year at Kenston)



COACHING EXPERIENCE

- 2012-present Kenston HS,
Co-Defensive Coordinator/Linebackers
- 2001-2004 WT Woodson HS (Fairfax, VA) -
Linebackers
- 2000-2001 Buchanan HS (Clovis, CA) -
Defensive Line

STEVE "WEEB" GRUBICH CO-DEFENSIVE COORDINATOR/ QUARTERBACKS

Hometown: Chagrin Falls

High School: Chagrin Falls

Years in Coaching: 14th (7th year at Kenston)



COACHING EXPERIENCE

- 2012-present Kenston HS,
Co-Offensive Coordinator/
Quarterbacks
- 2009 – 2011 NDCL HS, Wide Receivers/
Defensive Backs
- 2003 – 2008 Mentor HS, Defensive Backs

ASSISTANT COACHES

BOB HALLEN OFFENSIVE LINE

Hometown: Mentor
High School: Mentor
Alma Mater: Kent State University, BS
Education:
 Lakeland Community College, A.S. Fire Science Technology
Years in Coaching: 3rd (3rd year at Kenston)
Wife: Heather




COACHING EXPERIENCE

2018-present Kenston HS, Offensive Line

FRED LOCKINOUR ASSISTANT DEFENSIVE BACKS

Hometown: Bainbridge
High School: Kenston
Years in Coaching: 6th (6th year at Kenston)



COACHING EXPERIENCE

2012-present
 Kenston HS, Defensive Backs

MICHAEL O'BRADOVIC ASSISTANT DEFENSIVE LINE

Hometown: Bainbridge
High School: Kenston
Years in Coaching: 2nd (2nd year at Kenston)



COACHING EXPERIENCE

2017-present
 Kenston HS, Defensive Line

TOM GRENIER ASSISTANT DEFENSIVE BACKS/ ASSISTANT FRESHMEN/JV

Hometown: Madison
High School: Madison
Alma Mater: University of West Virginia, BS Coaching
Education:
 Lakeland Community College, A.S. Fire Science Technology
Years in Coaching: 7th (4th year at Kenston)




COACHING EXPERIENCE

2015-present Kenston HS, Assistant JV/Freshmen
 2012 – 2014 Madison HS, Assistant JV/Freshmen

MIKE HENRY SPECIAL TEAMS/KICKERS

Hometown: Chagrin Falls
High School: Chagrin Falls
Years in Coaching: 5th (5th year at Kenston)



COACHING EXPERIENCE

2014-present
 Kenston HS, Specialists

GEORGE GRESKO HEAD COACH FRESHMEN/ ASSISTANT QUARTERBACKS

Hometown: Eastlake
High School: North
Alma Mater: Ashland, BS Education
Years in Coaching: 5th (5th year at Kenston)



COACHING EXPERIENCE

2013-present Kenston HS, Head Freshmen coach

QUOREY PAYNE RUNNING BACKS

Hometown: Clewiston, Florida
High School: Clewiston High School
Alma Mater: Southern Illinois University,
 BS Sports Management
Years in Coaching: 3rd



COACHING EXPERIENCE

2014-present Kenston HS

ASSISTANT COACHES

SCOTT ANDERSON CO-OFFENSIVE COORDINATOR/ WIDE RECEIVERS

Hometown: Cortland
High School: Lakeview
Alma Mater: Lock Haven, BS Education
Master's Degree:
 University of Akron, MS Special Education
Years in Coaching: 12th (4th year at Kenston)



COACHING EXPERIENCE

2014-present Kenston HS, Co-Offensive Coordinator/
Wide Receivers
 2012 – 2013 Vermilion HS, Running Backs/
Defensive Backs
 2009 – 2011 Champion HS, Wide Receivers/
Defensive Backs/
Special Teams Coordinator
 2006 – 2008 Mineral Ridge HS,
Wide Receivers/Defensive Backs/
Special Teams Coordinator
 2002 – 2005 NFL & NFL Europe, Football Operations

WALLY SONNIE RUN GAME COORDINATOR/ OFFENSIVE LINE

Hometown: Chesterland
High School: University School
Alma Mater: Ashland, BS Education
Master's Degree: Lake Erie College, MS Education
Years in Coaching: 12th (7th year at Kenston)
Wife: Erin



COACHING EXPERIENCE

2012-present Kenston HS, Run Game Coordinator/
Offensive Line
 2010 – 2011 Orange HS, Offensive Line
 2008 – 2009 West Geauga HS, Offensive Line
 2006 – 2008 University School, Offensive Line

KURT GABRAM DEFENSIVE BACKS

Hometown: Russell
High School: West Geauga
Alma Mater: John Carroll University, BS Education
Master's Degree:
 Ursuline College, MS Educational Administration
 USSA, MS Sports Administration
Years in Coaching: 16th (2nd year at Kenston)
Wife: Michelle
Children: Savannah, Olivia, and Isabelle



COACHING EXPERIENCE

2018-present Kenston HS, Defensive Backs
 1997-2003 Nordonia HS, Defensive Coordinator
 1995-1996 Sebring McKinley HS, Head Coach
 1992-1994 Barberton HS, Defensive Coordinator
 1991-1991 NDCL HS, Defensive Backs/Running Backs
 1990-1990 Lackey HS, Charles County MD.,
Defensive Backs/Running Backs
 1986-1986 Kenston HS, Head Freshmen

TEAM TRAINERS



SAMMIE CAVANAUGH

Senior at Kenston
 Working with Sports Medicine since 2015
 Planning to major in Athletic Training in College
 Has learned: Injury prevention, wound care and
 how to recognize and emergency situation.



SARAH TOTH

Sophomore at Kenston
 First year with the football program. She's
 excited to learn from Vivian, Sammie and the
 football staff.



VIVIANI MCKINNEY

Board Certified and Licensed Athletic Trainer with
 University Hospitals. She has been the Athletic
 Trainer for Kenston High School since 2015 where she
 cares full time for over 300 athletes and 25 varsity
 sports. Viviani received her master's Degree from
 The University of Findlay and is a graduate
 of Hiram College.

BOMBER STADIUM

Bomber Stadium was opened as part of the new high school complex in 1960. After the consolidation of Auburn and Bainbridge in 1952, all students went to high school in the old building that was located next to the Bainbridge Fire Department. There was no home football field and the Bombers played all their games away with home games played at Chagrin or Chardon. The school quickly became too small for the growing community, and in the late 1950s plans were set to build a new high school complex complete with a football stadium. The plan was partially completed, and for two years the new building was used as an elementary school. The construction plan was completed and the new high school and stadium were opened in 1960.

Bomber stadium was one of the first fields in Geauga County to have lights for night games. The light project was not part of the original plans but shrewd negotiations with the electric company and a back door deal was made, Kenston Bomber football was playing at night. The first renovation didn't come for another 26 years. In 1986, the field and track were replaced. 1986 is a year that will always will be remembered due to the Bombers first run at a State title. What most people don't realize is that due to the renovation, all the games were played on the road. Kenston played their "home" games that year at West Geauga Howell Field. In 2009, the change from natural grass to artificial turf was made, making Bomber Stadium much more accessible to student athletes and the community. A study was done and **the stadium went from 50+ uses a year to over 600 uses a year.** It was money well spent.

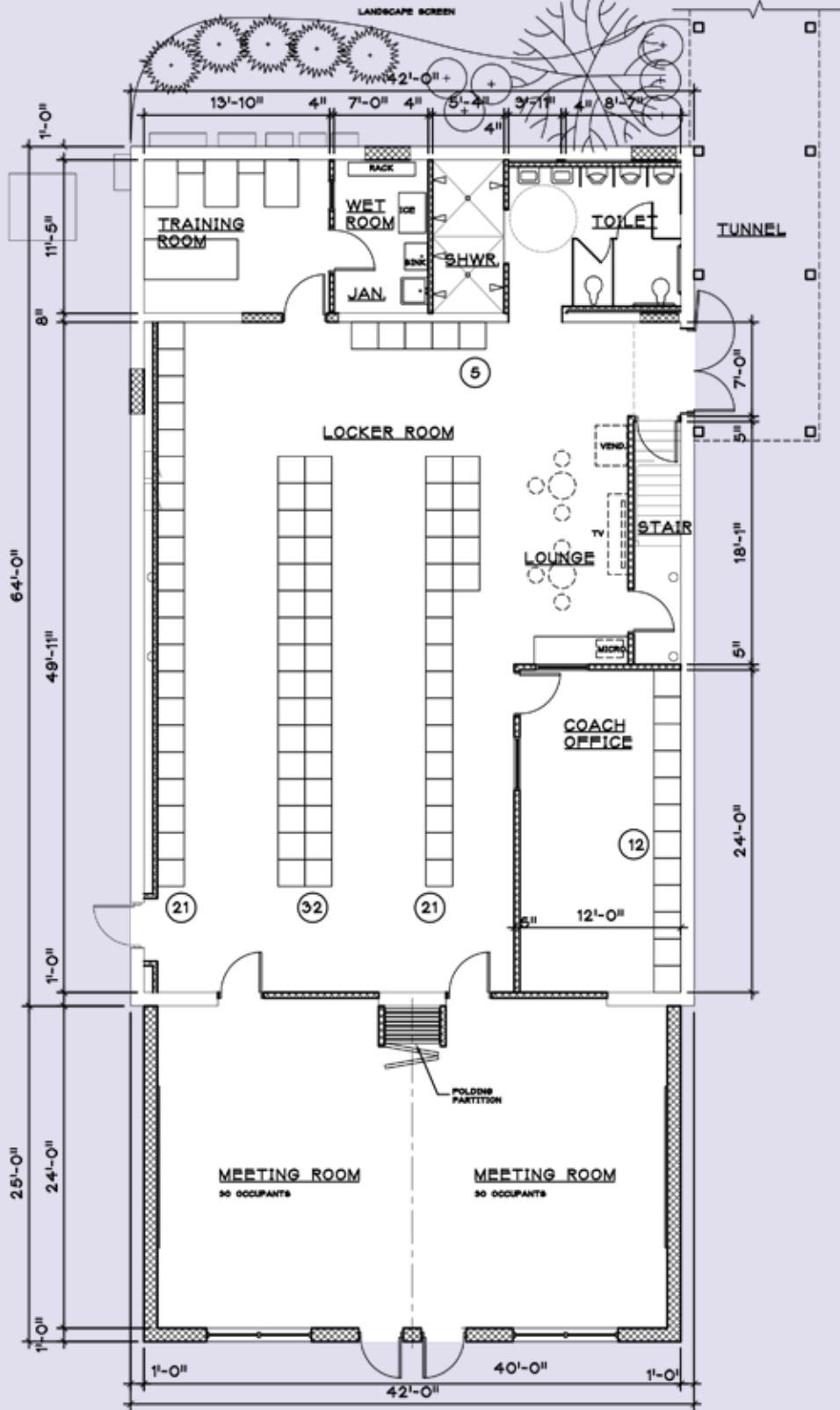
The 2016, renovation saw new grand stands, press box, new concession stands and restrooms. This year Bomber Stadium continues to improve. The turf and scoreboard are scheduled to be replaced and the Gurd Fieldhouse, through private funding, is scheduled to open in late August.



VENGEANCE .3



GURD FAMILY FIELDHOUSE



VENGEANCE .3

2018 OPPONENT INFO - WEEK 1

STREETSBORO – Week 1

Kickoff: August 24, 2018 at 7pm

Location: Kenston Stadium

Record vs Kenston: Win Loss Tie
0 1 0

HIGH SCHOOL INFORMATION

Location: 8585 S.R. 14

Streetsboro, OH 44241

Enrollment: 251 M 249 F

Affiliation: Public – Streetsboro City School District

Principal: James Hogue

FOOTBALL INFORMATION

Nickname: Rockets

Colors: Navy Blue and Gold

Conference: Portage Trail (Metro Division)

OHSAA: Division 4 Region 13

Stadium: Quinn Field at Rocket Stadium

8585 S.R. 14 Streetsboro, Ohio 44241

Athletic Director: Randy Tevepaugh

Email: rtevepaugh@rockets.sparcc.org

Head Coach: Pete Thompson 2nd

Record at School: 4-6

Overall Record: 47-28

2018 SCHEDULE

DATE	OPPONENT	SITE
8/24/18	Kenston	Bomber Stadium
8/31/18	Orange	Quinn Field
9/7/18	Chagrin Falls	Harris Stadium
9/14/18	Akron Springfield	Spartan Field
9/21/18	Woodridge	Quinn Field
9/28/18	Field	Falcon Field
10/5/17	Coventry	Quinn Field
10/12/17	Norton	E.A Seiberling Field
10/19/18	Ravenna	Quinn Field
10/26/18	Cloverleaf	Quinn Field

2017 RESULTS/RECORD: 4-6

DATE	OPPONENT	SCORE
8/25/17	Kenston	13 – 41 L
9/1/17	Crestwood	67 – 0 W
9/8/17	Huron	7 – 27 L
9/15/17	Akron Springfield	0 – 27 W
9/22/17	Woodridge	28 – 42 L
9/29/17	Field	70 – 8 W
10/6/17	Coventry	16 – 42 L
10/13/17	Norton	22 – 19 W
10/20/17	Ravenna	14 – 28 L
10/27/17	Cloverleaf	9 – 42 L



QUINN FIELD @ ROCKET STADIUM



MINTZ:
FIRST TD PASS OF THE SEASON



IKLODI RUNS DOWN STREETSBORO'S QB

VENGEANCE .3



2018 OPPONENT INFO - WEEK 2

CHAGRIN FALLS – Week 2

Kickoff: August 31, 2018 at 7pm

Location: Harris Stadium

Record vs Kenston: **Win** **Loss** **Tie**
 35 25 0

HIGH SCHOOL INFORMATION

Location: 400 East Washington Street
 Chagrin Falls, Ohio 44022

Enrollment: 271 M 276 F

Affiliation: Public – Chagrin Falls Exempted School District

Principal: Monica Asher

FOOTBALL INFORMATION

Nickname: Tigers

Colors: Black and Orange

Conference: Chagrin Valley

OHSAA: Division 4 Region 14

Stadium: Harris Stadium

400 East Washington,
 Chagrin Falls, Ohio 44022

Athletic Director: Charlie Barch

Email: Charlie.Barch@ChagrinSchools.org

Head Coach: Mark Iammarino

Record at School: 171 – 86 23rd year

Overall Record: 171 - 86

2018 SCHEDULE

DATE	OPPONENT	SITE
8/24/18	Kirtland	Hornet's Nest Field
8/31/18	Kenston	Harris Stadium
9/7/18	Streetsboro	Harris Stadium
9/14/18	Perry	Perry Alumni Stadium
9/21/18	Rootstown	Harris Stadium
9/28/18	Orange	Orange Field
10/5/17	Harvey	Jack Britt Memorial
10/12/17	West Geauga	Harris Stadium
10/19/18	Beachwood	Harris Stadium
10/26/18	Geneva	Spire Institute

2017 RESULTS / RECORD: 5 - 5

DATE	OPPONENT	SCORE
8/25/17	Kirtland	13 – 14 L
9/1/17	Kenston	24 – 32 L
9/8/17	Woodridge	27 – 62 L
9/15/17	Wickliffe	42 – 14 W
9/22/17	Orange	22 – 30 L
9/29/17	Perry	21 – 45 L
10/6/17	Beachwood	56 – 14 W
10/13/17	Geneva	45 – 7 W
10/20/17	Harvey	62 – 6 W
10/27/17	West Geauga	27 – 6 W



HARRIS STADIUM



STANLEY TAKES FIRST PLAY FOR AN 81-YARD TD.



PORTER PUTS THE GAME OUT OF REACH WITH A 39-YARD TD RUN.

VENGEANCE .3

2018 OPPONENT INFO - WEEK 3

WEST GEAUGA – Week 3

Kickoff: September 7, 2018 at 7pm

Location: Howell Field

Record vs Kenston: Win Loss Tie
 23 38 1

HIGH SCHOOL INFORMATION

Location: 13401 Chillicothe Rd,
 Chesterland OH 44026

Enrollment: 256 M 271 F

Affiliation: Public – West Geauga Local School District

Principal: Jay Bishop

FOOTBALL INFORMATION

Nickname: Wolverines

Colors: Blue and White

Conference: Chagrin Valley

OHSAA: Division 4 Region 13

Stadium: Howell Field

13401 Chillicothe Rd,
Chesterland OH 44026

Athletic Director: Tim Skoczen

Email: tim.skoczen@westg.org

Head Coach: Adam Sopkovich 1st year

Record at School: 0 - 0

Overall Record: 0 - 0

2018 SCHEDULE

DATE	OPPONENT	SITE
8/24/18	Chardon	Howell Field
8/31/18	NDCL	Lion Stadium
9/7/18	Kenston	Howell Field
9/14/18	Beachwood	Bison Field
9/21/18	Geneva	Howell Field
9/28/18	Harvey	Howell Field
10/5/17	Perry	Perry Alumni Stadium
10/12/17	Chagrin Falls	Harris Stadium
10/19/18	Orange	Orange Field
10/26/18	South Range	Howell Field

2017 RESULTS / RECORD: 3 - 7

DATE	OPPONENT	SCORE
8/25/17	Chardon	14 - 42 L
9/1/17	NDCL	12 - 13 L
9/8/17	Kenston	7 - 42 L
9/15/17	Geneva	26 - 14 W
9/22/17	Harvey	27 - 20 W
9/29/17	Beachwood	59 - 31 W
10/6/17	Orange	20 - 27 L
10/13/17	Wickliffe	14 - 21 L
10/20/17	Perry	7 - 35 L
10/27/17	Chagrin Falls	6 - 27 L



HOWELL FIELD



BIG NIGHT FOR TOMCUFCIK,
220 YARDS AND 3-TD PASSES.



DEFENSE STRONG ALL NIGHT



2018 OPPONENT INFO - WEEK 4

EASTLAKE NORTH – Week 4

Kickoff: September 7, 2018 at 7pm

Location: Bomber Stadium

Record vs Kenston: **Win** **Loss** **Tie**
 1 2 0

HIGH SCHOOL INFORMATION

Location: 34041 Stevens Boulevard
 Eastlake, OH 44095

Enrollment: 500 M 476 F

Affiliation: Public – Willoughby-Eastlake City Schools

Principal: Eric Frei

FOOTBALL INFORMATION

Nickname: Rangers

Colors: Black and Orange

Conference: Western Reserve

OHSAA: Division 2 Region 5

Stadium: Ranger Field

34041 Stevens Boulevard

Eastlake, OH 44095

Athletic Director: Dennis Reilly (440) 975 - 3677

Email: dennis.reilly@weschools.org

Head Coach: Shawn Dodd 4th year

Record at School: 13 - 18

Overall Record: 13 - 18

2018 SCHEDULE

DATE	OPPONENT	SITE
8/24/18	Westlake	Demon Field
8/31/18	Revere	Ranger Field
9/7/18	Maple Heights	Mustang Stadium
9/14/18	Kenston	Bomber Stadium
9/21/18	South	Ranger Field
9/28/18	Riverside	Riverside Stadium
10/5/17	Brush	Korb Field
10/12/17	Mayfield	Ranger Field
10/19/18	Madison	Ranger Field
10/26/18	Chardon	Chardon Memorial Field

2017 RESULTS / RECORD: 6 - 5

DATE	OPPONENT	SCORE
8/25/17	Westlake	47 - 16 W
9/1/17	Revere	0 - 34 L
9/8/17	Maple Heights	20 - 27 L
9/15/17	Kenston	18 - 21 L
9/22/17	South	13 - 46 L
9/29/17	Riverside	26 - 20 W
10/6/17	Brush	13 - 24 L
10/13/17	Mayfield	31 - 16 W
10/20/17	Madison	28 - 7 W
10/27/17	Chardon	27 - 6 W
11/3/17	Bedford	22 - 30 L
#Playoff		



RANGER FIELD



MERRILL 91-YARD KICK-OFF RETURN.



HARD FOUGHT BATTLE WENT DOWN TO THE WIRE.

VENGEANCE .3

2018 OPPONENT INFO - WEEK 5

BRUSH - Week 5

Kickoff: September 14, 2018 at 7pm

Location: Korb field

Record vs Kenston: **Win** **Loss** **Tie**
 2 13 0

HIGH SCHOOL INFORMATION

Location: 4875 Glenlyn Rd.

Lyndhurst, OH 44124

Enrollment: 428 M 416 F

Affiliation: Public - South Euclid Lyndhurst School District

Principal: Karl Williamson

FOOTBALL INFORMATION

Nickname: Arcs

Colors: Brown and Gold

Conference: Western Reserve

OHSAA: Division 2 Region 5

Stadium: Korb Field

4875 Glenlyn Rd.

Lyndhurst, OH 44124

Athletic Director: Mike Murphy (216) 691-2121

Email: murphym@sel.k12.oh.us

Head Coach: Eddie Hall 1st year

Record at School: 0 - 0

Overall Record: 0 - 0

2018 SCHEDULE

DATE	OPPONENT	SITE
8/24/18	Hoover	Korb Field
8/31/18	John Hay	Hornet Field
9/7/18	John Adams	Rebel Stadium
9/14/18	Mayfield	Wildcat Stadium
9/21/18	Kenston	Korb Field
9/28/18	South	Harry E. Winters
10/5/17	North	Korb Field
10/12/17	Chardon	Chardon Memorial Field
10/19/18	Riverside	Korb Field
10/26/18	Madison	Blue Streak Stadium

2017 RESULTS / RECORD: 9 - 3

DATE	OPPONENT	SCORE
8/25/17	Hoover	12 - 43 L
9/1/17	John Hay	28 - 14 W
9/8/17	John Adams	55 - 20 W
9/15/17	Mayfield	37 - 24 W
9/22/17	Kenston	52 - 48 W
9/29/17	South	58 - 28 W
10/6/17	North	13 - 24 L
10/13/17	Chardon	21 - 20 W
10/20/17	Riverside	33 - 22 W
10/27/17	Madison	43 - 23 W
11/3/17	Hudson	26 - 20 W
11/10/17	Archbishop Hoban	0 - 49 L
#Playoff		



KORB FIELD



COACH WALL HAVING A "GOOD TALK" WITH THE OFFENSIVE LINE



KEEPING AN ALL-OHIO QB IS A TOUGH TASK FOR THE DEFENSE.



2018 OPPONENT INFO - WEEK 6

MAYFIELD – Week 6

Kickoff: September 21, 2018 at 7pm

Location: Bomber Stadium

Record vs Kenston: Win Loss Tie
14 11 0

HIGH SCHOOL INFORMATION

Location: 6116 Wilson Mills Rd
Mayfield, OH 44143

Enrollment: 504 M 406 F

Affiliation: Public – Mayfield City School District

Principal: Jeff Legan

FOOTBALL INFORMATION

Nickname: Wildcats

Colors: Green and White

Conference: Western Reserve

OHSAA: Division 2 Region 5

Stadium: Wildcat Stadium

6116 Wilson Mills Rd

Mayfield, OH 44143

Athletic Director: Keith Leffler (440) 995-6831

Email: kleffler@mayfieldschools.org

Head Coach: Ross Bandiera 3rd year

Record at School: 10 - 10

Overall Record: 10 - 10

2018 SCHEDULE

DATE	OPPONENT	SITE
8/24/18	Walsh Jesuit	Memorial Stadium
8/31/18	Jackson	Wildcat Stadium
9/7/18	Nordonia	Boliantz Field
9/14/18	Brush	Wildcat Stadium
9/21/18	Chardon	Wildcat Stadium
9/28/18	Kenston	Bomber Stadium
10/5/17	Madison	Wildcat Stadium
10/12/17	North	Ranger Stadium
10/19/18	South	Wildcat Stadium
10/26/18	Riverside	Riverside Stadium

2017 RESULTS / RECORD: 6 - 5

DATE	OPPONENT	SCORE
8/25/17	Walsh Jesuit	10 - 0 W
9/1/17	Jackson	20 - 38 L
9/8/17	Nordonia	51 - 24 W
9/15/17	Brush	24 - 37 L
9/22/17	Chardon	7 - 20 L
9/29/17	Kenston	38 - 12 W
10/6/17	Madison	40 - 8 W
10/13/17	North	16 - 31 L
10/20/17	South	54 - 37 W
10/27/17	Riverside	48 - 7 W
11/3/17	Akron Hoban	27 - 56 L



WILDCAT STADIUM



FRANKLIN AND STANLEY
ZERO IN ON A TACKLE



DEFENSE GETTING READY
FOR THE NEXT PLAY

VENGEANCE .3

2018 OPPONENT INFO - WEEK 7

PAINSVILLE RIVERSIDE – Week 7

Kickoff: September 28, 2018 at 7pm

Location: Bomber Stadium

Record vs Kenston: Win Loss Tie
2 1 0

HIGH SCHOOL INFORMATION

Location: 585 Riverside Drive
Painesville Ohio

Enrollment: 549 M 509 F

Affiliation: Public – Painesville Township School District

Principal: Mr. Peter Hliatzos

FOOTBALL INFORMATION

Nickname: Beavers

Colors: Black and Gold

Conference: Western Reserve

OHSAA: Division 2 Region 5

Stadium: Beaver Stadium

585 Riverside Drive

Painesville Ohio

Athletic Director: George Bellios (440) 358-8330

Email: George.Bellios@riversideschools.net

Head Coach: Dave Bors; 8th year

Record at School: 38 - 42

Overall Record: 59 - 52

2018 SCHEDULE

DATE	OPPONENT	SITE
8/24/18	Perry	Riverside Stadium
8/31/18	Green	Riverside Stadium
9/7/18	Harvey	Jack Britt Memorial
9/14/18	Chardon	Riverside Stadium
9/21/18	Madison	Blue Streak Stadium
9/28/18	North	Riverside Stadium
10/5/17	Kenston	Bomber Stadium
10/12/17	South	Riverside Stadium
10/19/18	Brush	Korb Field
10/26/18	Mayfield	Riverside Stadium

2017 RESULTS / RECORD: 5 - 5

DATE	OPPONENT	SCORE
8/25/17	Perry	3 - 14 L
9/1/17	Green	24 - 32 L
9/8/17	Harvey	27 - 62 L
9/15/17	Chardon	42 - 14 W
9/22/17	Madison	22 - 30 L
9/29/17	North	21 - 45 L
10/6/17	Kenston	56 - 14 W
10/13/17	South	45 - 7 W
10/20/17	Brush	62 - 6 W
10/27/17	Mayfield	27 - 6 W



BEAVER STADIUM



STANLEY CELEBRATES
1 OF 4 TD RECEPTIONS.



LEYGRAAF AND HIS DEFENSE MADE IT
A LONG NIGHT FOR THE BEAVERS.

VENGEANCE .3



2018 OPPONENT INFO - WEEK 8

MADISON – Week 8

Kickoff: October 5, 2018 at 7pm

Location: Blue Streak Stadium

Record vs Kenston	Win	Loss	Tie
	3	8	0

HIGH SCHOOL INFORMATION

Location: 1956 Red Bird Rd.
Madison, OH 44057

Enrollment: 383 M 356 F

Affiliation: Public – Madison Local School District

Principal: William Fisher Jr.

FOOTBALL INFORMATION

Nickname: Blue Streaks

Colors: Royal Blue and White

Conference: Western Reserve

OHSAA: Division 2 Region 5

Stadium: Blue Streak Stadium

1956 Red Bird Rd.

Madison, OH 44057

Athletic Director: John Dragas (440) 428-2164

Email: john.dragas@madisonschools.net

Head Coach: Tim Willis 19th year

Record at School: 120 - 71

Overall Record: 120 - 71

2018 SCHEDULE

DATE	OPPONENT	SITE
8/24/18	Geneva	Spire Stadium
8/31/18	Reading	Blue Streak Stadium
9/7/18	Perry	Blue Streak Stadium
9/14/18	South	Harry E. Winters Stadium
9/21/18	Riverside	Blue Streak Stadium
9/28/18	Chardon	Chardon Memorial Field
10/5/17	Mayfield	Wildcat Stadium
10/12/17	Kenston	Blue Streak Stadium
10/19/18	North	@ Ranger Field
10/26/18	Brush	Blue Streak Stadium

2017 RESULTS / RECORD: 2 - 8

DATE	OPPONENT	SCORE
8/25/17	Geneva	28 - 21 W
9/1/17	Lakeside	9 - 14 L
9/8/17	Perry	7 - 49 L
9/15/17	South	38 - 28 W
9/22/17	Riverside	13 - 27 L
9/29/17	Chardon	21 - 45 L
10/6/17	Mayfield	8 - 40 L
10/13/17	Kenston	10 - 41 L
10/20/17	North	7 - 28 L
10/27/17	Brush	3 - 43 L



BLUE STREAK STADIUM



SAFKO, SELL AND ROBARGE
CREATE HUGE HOLES ALL NIGHT LONG.



PORTER THANKS THE O-LINE
AFTER HIS 5TH RUSHING TD.

VENGEANCE .3

2018 OPPONENT INFO - WEEK 9

CHARDON – Week 9

Kickoff: October 12, 2018 at 7pm

Location: Bomber Stadium

Record vs Kenston: **Win** **Loss** **Tie**
 19 22 1

HIGH SCHOOL INFORMATION

Location: 151 Chardon Ave
 Chardon, OH 44024

Enrollment: 355 M 370 F

Affiliation: Public – Chardon Local School District

Principal: Doug Murry

FOOTBALL INFORMATION

Nickname: Hilltoppers

Colors: Red and Black

Conference: Western Reserve

OHSAA: Division 2 Region 5

Stadium: Chardon Memorial Field

151 Chardon Ave

Chardon, OH 44024

Athletic Director: Doug Snyder (440) 286-0414

Email: doug.snyder@chardonschools.org

Head Coach: Mitch Hewitt 8th year

Record at School: 53 - 24

Overall Record: 53 - 24

2018 SCHEDULE

DATE	OPPONENT	SITE
8/24/18	West Geauga	Howell Field
8/31/18	Perry	Chardon Memorial Field
9/7/18	Canfield	Cardinal Stadium
9/14/18	Riverside	Riverside Stadium
9/21/18	Mayfield	Wildcat Stadium
9/28/18	Madison	Chardon Memorial Field
10/5/17	South	Harry E. Winters Stadium
10/12/17	Brush	Chardon Memorial Field
10/19/18	Kenston	Bomber Stadium
10/26/18	North	Chardon Memorial Field

2017 RESULTS / RECORD: 6 - 4

DATE	OPPONENT	SCORE
8/25/17	West Geauga	42 - 14 W
9/1/17	St Joseph (ON)	56 - 21 W
9/8/17	Canfield	14 - 31 L
9/15/17	Riverside	38 - 28 W
9/22/17	Mayfield	20 - 7 W
9/29/17	Madison	14 - 6 W
10/6/17	South	38 - 28 W
10/13/17	Brush	20 - 21 L
10/20/17	Kenston	15 - 34 L
10/27/17	North	7 - 21 L



CHARDON MEMORIAL FIELD



MINTZ HAULS IN A BIG FIRST DOWN RECEPTION



DEULEY AND VARGO PUNISH CHARDON'S QB.

VENGEANCE .3



2018 OPPONENT INFO - WEEK 10

WILLOUGHBY SOUTH – Week 10

Kickoff: October 19, 2018 at 7pm
Location: Harry E. Winters Stadium

Record vs Kenston: Win Loss Tie
4 1 0

HIGH SCHOOL INFORMATION

Location: 5000 Shankland Road
Willoughby, OH 44094
Enrollment: 509 M 470 F
Affiliation: Public – Willoughby-Eastlake City Schools
Principal: Zach Weagley

FOOTBALL INFORMATION

Nickname: Rebels
Colors: Silver and Columbia Blue
Conference: Western Reserve
OHSAA: Division 2 Region 5
Stadium: Harry E. Winters Stadium
5000 Shankland Road
Willoughby, OH 44094
Athletic Director: Jim Mormino (440) 975 3631
Email: James.Mormino@weschools.org
Head Coach: Matt Duffy 15th year
Record at School: 103 - 58
Overall Record: 103 - 58

2018 SCHEDULE

DATE	OPPONENT	SITE
8/24/18	NDCL	Lion Stadium
8/31/18	Maple Heights	Harry E. Winters Stadium
9/7/18	Brecksville	Bees Stadium
9/14/18	Madison	Harry E. Winters Stadium
9/21/18	North	Ranger Field
9/28/18	Brush	Harry E. Winters Stadium
10/5/17	Chardon	Harry E. Winters Stadium
10/12/17	Riverside	Riverside Stadium
10/19/18	Mayfield	Wildcat Stadium
10/26/18	Kenston	Harry E. Winters Stadium

2017 RESULTS / RECORD: 1 - 9

DATE	OPPONENT	SCORE
8/25/17	NDCL	0 - 22 L
9/1/17	Maple Heights	13 - 47 L
9/8/17	Brecksville	20 - 27 L
9/15/17	Madison	21 - 42 L
9/22/17	North	46 - 14 W
9/29/17	Brush	28 - 54 L
10/6/17	Chardon	28 - 38 L
10/13/17	Riverside	7 - 26 L
10/20/17	Mayfield	37 - 54 L
10/27/17	Kenston	8 - 38 L



HARRY E. WINTERS STADIUM



NASTASI ENDS THE SEASON SCORING.



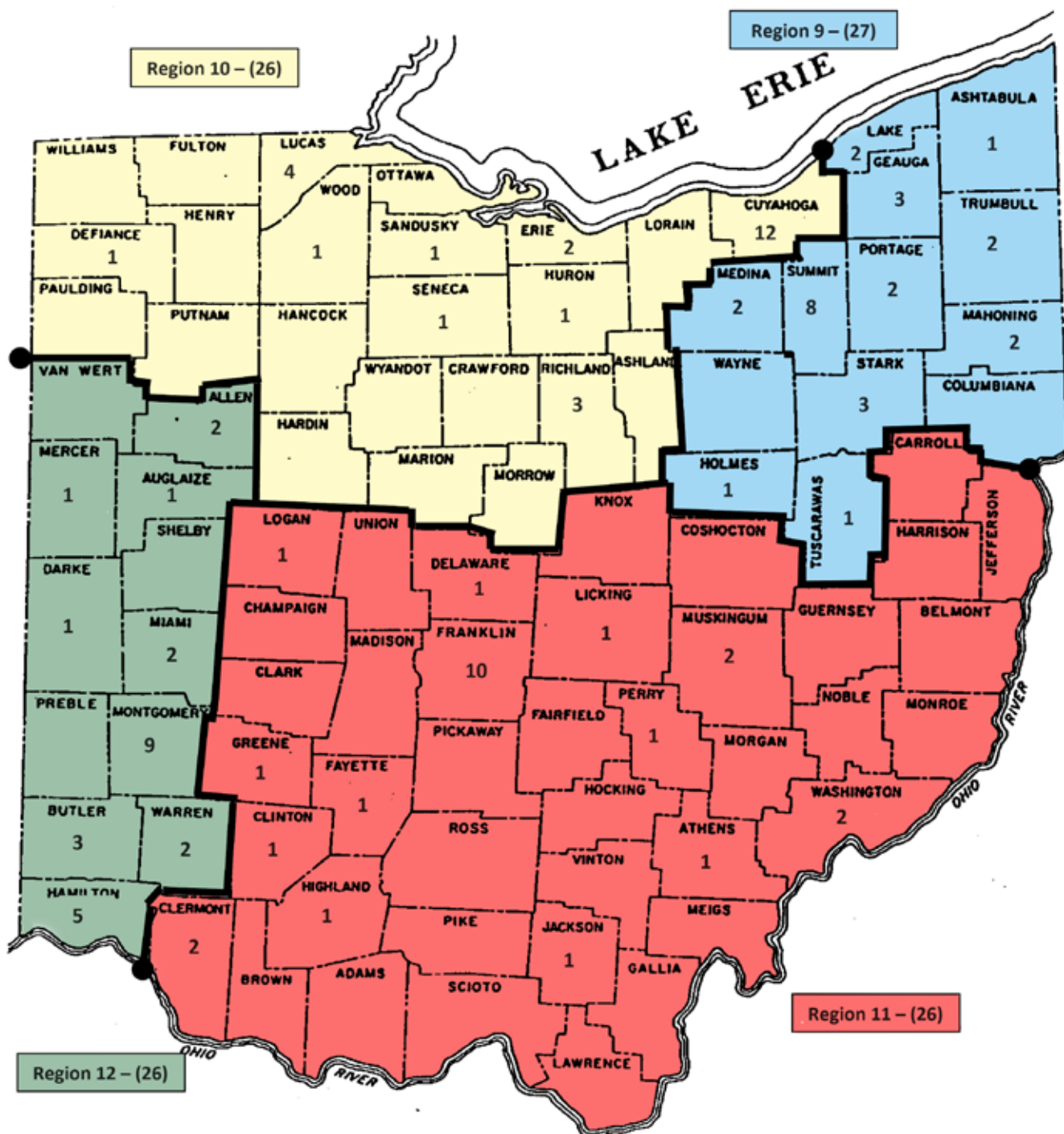
SANDERS CHIPS IN THE PAT.

VENGEANCE .3

2018 OHSAA FOOTBALL REGIONAL ALIGNMENTS DIVISION III

Schools with male enrollments between 281 and 402

- Four regions: 26 schools in three regions, 27 schools in one region
- Regional qualifiers: 8 per region
- Regional quarterfinals: No. 8 seed vs. No. 1 seed; No. 7 seed vs. No. 2 seed, etc.



VENGEANCE .3

2018 OHSAA FOOTBALL PLAYOFF REGIONAL ASSIGNMENTS DIVISION III

ID	School Name	City	Adjusted Enrollment	Div	County	2017 Region	2018 Region
112	ALLIANCE	ALLIANCE	351	III	Stark	9	9
146	AURORA	AURORA	363	III	Portage	9	9
276	BUCKEYE	MEDINA	315	III	Medina	9	9
304	CANFIELD	CANFIELD	365	III	Mahoning	9	9
360	CHARDON	CHARDON	367	III	Geauga	9	9
390	CLOVERLEAF	LODI	297	III	Medina	9	9
428	COVENTRY	AKRON	333	III	Summit	9	9
478	EAST	AKRON	324	III	Summit	9	9
634	GENEVA	GENEVA	323	III	Ashtabula	9	9
698	HARVEY	PAINESVILLE	326	III	Lake	9	9
736	HOWLAND	WARREN	356	III	Trumbull	9	9
802	KENSTON	CHAGRIN FALLS	381	III	Geauga	9	9
824	LAKE CATHOLIC	MENTOR	382	III	Lake	5	9
902	LOUISVILLE	LOUISVILLE	344	III	Stark	9	9
964	MARLINGTON	ALLIANCE	323	III	Stark	9	9
1106	NEW PHILADELPHIA	N PHILADELPH	372	III	Tuscarawas	11	9
994	NILES MC KINLEY	NILES	304	III	Trumbull	9	9
1120	NORTH	AKRON	375	III	Summit	9	9
1158	NORTON	NORTON	337	III	Summit	9	9
1180	NOTRE DAME-CATHE LATIN	CHARDON	317	III	Geauga	9	9
1281	RAVENNA	RAVENNA	293	III	Portage	9	9
1288	REVERE	RICHFIELD	329	III	Summit	9	9
1472	SPRINGFIELD	AKRON	288	III	Summit	9	9
1384	ST VINCENT-ST MARY	AKRON	371	III	Summit	9	9
1522	TALLMADGE	TALLMADGE	302	III	Summit	9	9
1658	WEST BRANCH	BELOIT	281	III	Mahoning	9	9
1680	WEST HOLMES	MILLERSBURG	280	III	Holmes	11	9
168	BAY	BAY VILLAGE	304	III	Cuyahoga	10	10
242	BOWLING GREEN	BOWLING GRE	367	III	Wood	10	10
384	CLEVELAND CENT CATH	CLEVELAND	298	III	Cuyahoga	10	10
392	CLYDE	CLYDE	319	III	Sandusky	10	10
406	COLUMBIAN	TIFFIN	341	III	Seneca	6	10
464	DEFIANCE	DEFIANCE	349	III	Defiance	10	10
506	EAST TECHNICAL	CLEVELAND	386	III	Cuyahoga	10	10
652	GLENVILLE	CLEVELAND	333	III	Cuyahoga	10	10

2018 OHSAA FOOTBALL PLAYOFF REGIONAL ASSIGNMENTS DIVISION III

ID	School Name	City	Adjusted Enrollment	Div	County	2017 Region	2018 Region
728	HOLY NAME	PARMA HEIGHTS	320	III	Cuyahoga	10	10
784	JOHN F KENNEDY	CLEVELAND	306	III	Cuyahoga	10	10
790	JOHN HAY CAMPUS	CLEVELAND	381	III	Cuyahoga	5	10
856	LEXINGTON	LEXINGTON	305	III	Richland	10	10
880	LINCOLN WEST	CLEVELAND	354	III	Cuyahoga	10	10
926	MADISON COMPREHENSIVE	MANSFIELD	388	III	Richland	10	10
940	MANSFIELD SENIOR	MANSFIELD	347	III	Richland	10	10
976	MAUMEE	MAUMEE	319	III	Lucas	10	10
1160	NORWALK	NORWALK	330	III	Huron	10	10
1224	PADUA FRANCISCAN	PARMA	370	III	Cuyahoga	10	10
1240	PERKINS	SANDUSKY	282	III	Erie	10	10
1320	ROCKY RIVER	ROCKY RIVER	300	III	Cuyahoga	10	10
1324	ROGERS	TOLEDO	365	III	Lucas	10	10
1394	SANDUSKY	SANDUSKY	322	III	Erie	10	10
1398	SCOTT	TOLEDO	346	III	Lucas	10	10
1410	SHAW	EAST CLEVELAND	290	III	Cuyahoga	10	10
1571	UNIVERSITY SCHOOL	HUNTING VALL	374	III	Cuyahoga	10	10
1734	WOODWARD	TOLEDO	364	III	Lucas	10	10
144	ATHENS	THE PLAINS	334	III	Athens	11	11
186	BEECHCROFT	COLUMBUS	335	III	Franklin	11	11
184	BELLBROOK	BELLBROOK	324	III	Greene	12	11
188	BELLEFONTAINE	BELLEFONTAIN	357	III	Logan	11	11
218	BISHOP HARTLEY	COLUMBUS	297	III	Franklin	11	11
224	BISHOP WATTERSON	COLUMBUS	372	III	Franklin	11	11
286	BUCKEYE VALLEY	DELAWARE	324	III	Delaware	11	11
332	CENTENNIAL	COLUMBUS	325	III	Franklin	11	11
502	EASTMOOR ACADEMY	COLUMBUS	338	III	Franklin	11	11
658	GOSHEN	GOSHEN	355	III	Clermont	12	11
666	GRANVILLE	GRANVILLE	331	III	Licking	11	11
686	HAMILTON TOWNSHIP	COLUMBUS	357	III	Franklin	11	11
718	HILLSBORO	HILLSBORO	295	III	Highland	11	11
748	INDEPENDENCE	COLUMBUS	337	III	Franklin	11	11
762	JACKSON	JACKSON	304	III	Jackson	11	11
956	MARIETTA	MARIETTA	348	III	Washington	11	11
962	MARION-FRANKLIN	COLUMBUS	281	III	Franklin	11	11



2018 OHSAA FOOTBALL PLAYOFF REGIONAL ASSIGNMENTS DIVISION III

ID	School Name	City	Adjusted Enrollment	Div	County	2017 Region	2018 Region
982	MAYSVILLE	ZANESVILLE	291	III	Muskingum	11	11
1022	MIAMI TRACE	WASHINGTON	281	III	Fayette	11	11
1108	NEW RICHMOND	NEW RICHMON	303	III	Clermont	12	11
1420	SHERIDAN	THORNVILLE	313	III	Perry	11	11
1436	SOUTH	COLUMBUS	317	III	Franklin	11	11
1348	ST FRANCIS DE SALES	COLUMBUS	344	III	Franklin	11	11
1618	WARREN	VINCENT	299	III	Washington	11	11
1714	WILMINGTON	WILMINGTON	365	III	Clinton	12	11
1750	ZANESVILLE	ZANESVILLE	349	III	Muskingum	11	11
132	ARCHBISHOP ALTER	KETTERING	306	III	Montgomery	12	12
998	ARCHBISHOP McNICHOLAS	CINCINNATI	285	III	Hamilton	12	12
158	BADIN	HAMILTON	287	III	Butler	12	12
582	BISHOP FENWICK	FRANKLIN	286	III	Warren	16	12
292	BUTLER	VANDALIA	385	III	Montgomery	12	12
320	CARROLL	DAYTON	385	III	Montgomery	8	12
330	CELINA	CELINA	305	III	Mercer	12	12
352	CHAMINADE JULIENNE	DAYTON	313	III	Montgomery	12	12
476	DUNBAR	DAYTON	288	III	Montgomery	12	12
526	ELIDA	ELIDA	302	III	Allen	12	12
608	FRANKLIN	FRANKLIN	367	III	Warren	12	12
678	GREENVILLE	GREENVILLE	319	III	Darke	12	12
742	HUGHES	CINCINNATI	278	III	Hamilton	16	12
1062	MONROE	MONROE	298	III	Butler	12	12
1074	MOUNT HEALTHY	CINCINNATI	365	III	Hamilton	12	12
1164	NORTHWEST	CINCINNATI	370	III	Hamilton	12	12
1258	PIQUA	PIQUA	383	III	Miami	12	12
1235	PONITZ CAREER TECH CTR	DAYTON	3441	III	Montgomery	12	12
1330	ROSS	HAMILTON	342	III	Butler	12	12
1412	SHAWNEE	LIMA	314	III	Allen	12	12
402	THURGOOD MARSHALL	DAYTON	304	III	Montgomery	12	12
1534	TIPPECANOE	TIPP CITY	300	III	Miami	12	12
1550	TROTWOOD-MADISON	TROTWOOD	362	III	Montgomery	12	12
1616	WAPAKONETA	WAPAKONETA	361	III	Auglaize	12	12
1660	WEST CARROLLTON	WEST CARROL	362	III	Montgomery	12	12
1732	WOODWARD	CINCINNATI	323	III	Hamilton	12	12

2018 SCHEDULE

VENGEANCE 0.3%

VENGEANCE .3

AWAY



Streetsboro Rockets
7pm Friday, August 24
@ Bomber Stadium



Chagrin Falls Tigers
7pm Friday, August 31
@ Tiger Stadium



West Geauga Wolverines
7pm Friday, September 7
@ Howell Field



Eastlake North Rangers
7pm Friday, September 14
@ Bomber Stadium



Brush Arcs
7pm Friday, September 21
@ Brush Stadium

HOME



AWAY



Mayfield Wildcats
7pm Friday September 28
@ Bomber Stadium

Riverside Beavers
7pm Friday October 5
@ Bomber Stadium

Madison Blue Streaks
7pm Friday, October 12
@ Madison Stadium

Chardon Hilltoppers
7pm Friday, October 19
@ Bomber Stadium

South Rebels
7pm Friday, October 26
@ South Stadium

HOME



PLAYOFFS
7pm Friday, November 2
@ Bomber Stadium



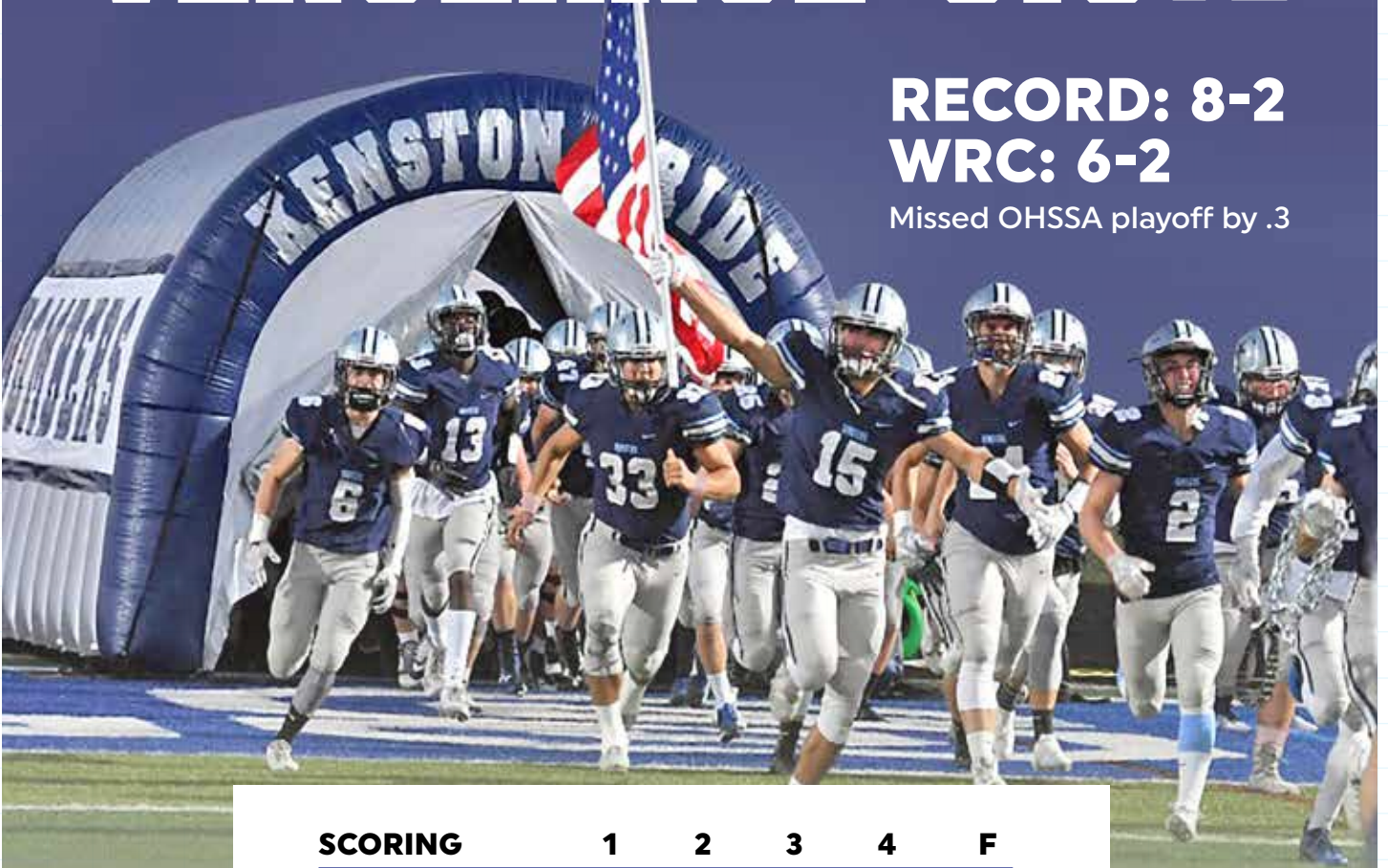
2017 OPPONENT REVIEW

VENGEANCE 0.3%

RECORD: 8-2

WRC: 6-2

Missed OHSSA playoff by .3



VENGEANCE .3

SCORING	1	2	3	4	F
KENSTON	71	109	103	82	365
OPPONENT	77	51	34	51	213

2017 SEASON:	KEN	OPP
FIRST DOWNS	169	150
RUSHING YARDS	2150	1978
PASSING YARDS	1843	1286
TOTAL YARDS	3993	3254
ATT-COMP-INT	232-122-5	212-97-16
FUMBLES LOST	11-9	15-11
PENALTIES	61-602	81-686
TOTAL OFFENSIVE PLAYS	606	617
RUNNING PLAYS	374	405
PASSING PLAYS	232	212

2017 SEASON IN REVIEW - WEEK 1

GAME 1: AT STREETSBORO

Kenston 41
 Streetsboro 13
 Aug. 25, 2017 at Quinn Field

SCORING	1	2	3	4	F
Kenston	7	7	27	0	41
Streetsboro	0	0	0	13	13

SCORING SUMMARY:

FIRST QUARTER

4:26 KEN Porter 2-yard run (Toft kick)

SECOND QUARTER

0:39 KEN Mintz 30-yard pass from Tomcufcik (Toft kick)

THIRD QUARTER

11:16 KEN Porter 56-yard run (Toft kick)
 8:58 KEN Porter 27-yard run (Toft kick)
 5:43 KEN Tomcufcik 5-yard run (Toft kick)
 2:30 KEN Porter 23-yard run (Toft kick)

FOURTH QUARTER

3:55 STR Butler 26-yard run (Ghahremani kick)
 0:00 STR Purdue fumble return 75 yards

TEAM STATISTICS:

	KEN	STR
First Downs	12	6
Rushing Yards	246	252
Passing Yards	110	15
Total Yards	356	267
ATT-COMP-INT	12-6-0	7-2-1
Fumbles Lost	2-2	2-1
Penalties	3-45	6-40
Total Offensive Plays	49	37
Running Plays	37	30
Passing Plays	12	7

INDIVIDUAL STATISTICS:

RUSHING	ATT	YDS	LG	TD
Porter	19	172	56	4
Tomcufcik	8	32	19	1
Merrill	3	5	3	0
Castro	7	37	23	0
RECEIVING	REC	YDS	LG	TD
Safco	2	23	15	0
Merrill	2	6	13	0
Mintz	1	30	30	1
Stanley	1	49	49	0

The 2017 edition of Kenston football did everything it set out to do in the opening game with a 41 to 13 blowout victory over host Streetsboro. The Bombers' starting units took care of business from the opening quarter and never looked back.

Offensively, the Sophomore triumvirate of Jack Porter, Tyler Mintz and Jon Tomcufcik, lead the way like they were seasoned veterans scoring all the Bomber points. Defensively, Matt Ikodi led the defense for the Bombers with two tackles for loss from his outside linebacker position. The lumps the Bombers took in 2016 paid off in experience as they dominated in all facets of the game. Streetsboro will be traveling to Kenston in 2018 after graduating seven seniors including All-Ohio Honorable Mention running back, Russell Kendall. The rockets will look for leadership from senior wide receiver/linebacker Hank Carey, wide receiver/defensive back Caiden Rodgers, and All-Ohio Honorable Mention junior kicker Max Brace as they work to fill the holes left behind. With Streetsboro dropping us from the schedule, let's leave no doubt.

VENGEANCE .3



2017 SEASON IN REVIEW - WEEK 2

GAME 2: CHAGRIN FALLS

Kenston 32
Chagrin Falls 24
Sept. 1, 2017 at Bomber Stadium

SCORING	1	2	3	4	F
Kenston	7	12	6	7	32
Chagrin Falls	14	3	0	7	24

SCORING SUMMARY:

FIRST QUARTER

11:41 KEN Tomcufcik 82-yard pass to Stanley (Toft kick)
3:03 CF Holland 14-yard run (DiLalla kick)
0:18 CF Sontich 10-yard run (DiLalla kick)

SECOND QUARTER

9:42 KEN Tomcufcik 10-yard run (kick failed)
1:06 CF DiLalla 23-yard Field Goal
0:28 KEN Mintz 44-yard pass from Tomcufcik (kick failed)

THIRD QUARTER

6:57 KEN Merrill 3-yard pass from Tomcufcik (kick failed)

FOURTH QUARTER

9:15 KEN Porter 39-yard run (Sanders kick)
6:27 CF Zaluski 5-yard run (DiLalla kick)

TEAM STATISTICS:

	KEN	CF
First Downs	14	17
Rushing Yards	175	233
Passing Yards	234	138
Total Yards	409	371
ATT-COMP-INT	22-14-1	24-13-3
Fumbles Lost	0-0	3-3
Penalties	8-76	7-78
Total Offensive Plays	57	72
Running Plays	35	48
Passing Plays	22	24

INDIVIDUAL STATISTICS:

RUSHING	ATT	YDS	LG	TD
Porter	24	149	38	1
Tomcufcik	7	27	9	1
Merrill	2	-5	-2	0
Iklodi	2	4	3	0

RECEIVING	REC	YDS	LG	TD
Safco	2	7	4	0
Merrill	5	56	20	1
Mintz	3	72	20	1
Stanley	3	96	82	1

Sophomore quarterback Jon Tomcufcik threw for over 200 yards, and accounted for four touchdowns as Kenston held off Chagrin Falls, 32-24. Kenston got the scoring started on the first play from scrimmage, when Tomcufcik found junior wide receiver Bransen Stanley for an 81-yard touchdown pass to put the Bombers up, 7-0. Chagrin Falls would answer when senior Pat Holland rushed for a 15-yard touchdown to knot the game at 7. Senior quarterback Chris Sontich gave Chagrin Falls the lead at 14-7, when he rushed for a 10-yard touchdown. Tomcufcik rushed for a 7-yard touchdown, but the Chagrin Falls defense blocked the ensuing extra point to stay in the lead. Senior kicker Max DiLalla would add a field goal from 22 yards out to push the lead to 17-13. Kenston would take the lead before the end of the first half, when Tomcufcik found sophomore wide receiver Tyler Mintz for a 44-yard touchdown, his second touchdown pass of the evening to put Kenston up 20-17, going into the half. The Bombers took control in the second half with Tomcufcik's third scoring pass to Kee-Shaun Merrill, and added a rushing touchdown from sophomore running back Jack Porter to increase the Kenston lead to 32-17. Chagrin Falls would get a rushing touchdown in the fourth quarter from sophomore running back Kyle Zaleski to cut their deficit to 32-24, but could get no closer. The Bombers will travel to Harris Stadium to continue the Battle of 422 in 2018. Chagrin will graduate 18 but will return an abundance of talent. Lead by senior quarterback Sean Cusack, running back/linebacker Kyle Zaluzski, and junior defensive back Cameron Owen Chagrin will be ready to battle again. The Tigers will also have a Kenston connection in Owen McClintock, whose dad Ken, is Kenston's all-time leading rusher. This looks to be the typical hard-fought rivalry that it always is. Coach lammarino's record of 171 - 86 in 23 seasons is outstanding and worthy of Hall of Fame consideration. Coach lammarino also spent 7 years in Solon and 5yrs Duncanville Tx. Never look past the Tigers.

VENGEANCE .3



2017 SEASON IN REVIEW - WEEK 3

GAME 3: WEST GEAUGA

Kenston 42
 West Geauga 7
 Sept. 8, 2017 at Bomber Stadium

SCORING	1	2	3	4	F
Kenston	14	21	0	7	42
Chagrin Falls	7	0	0	0	7

SCORING SUMMARY:

FIRST QUARTER

11:08 KEN Porter 4-yard run (Sanders kick)
 2:02 WG Shenkel 1-yard run (kick)
 1:14 KEN Tomcufcik 25-yard pass to Stanley (Sanders kick)

SECOND QUARTER

4:59 KEN Porter 1-yard run (Sanders kick)
 4:03 KEN Tomcufcik 17-yard pass to Stanley (Sanders kick)
 2:02 KEN Tomcufcik 78-yard pass to Merrill (Sanders kick)

THIRD QUARTER

FORTH QUARTER

7:07 KEN Porter 1-yard run (Sanders kick)

TEAM STATISTICS:

	KEN	WG
First Downs	16	6
Rushing Yards	230	127
Passing Yards	220	33
Total Yards	450	160
ATT-COMP-INT	24-15-0	8-3-2
Fumbles Lost	0-0	1-1
Penalties	3-30	8-54
Total Offensive Plays	68	48
Running Plays	44	40
Passing Plays	24	8

INDIVIDUAL STATISTICS:

RUSHING	ATT	YDS	LG	TD
Porter	24	117	43	3
Tomcufcik	7	13	11	0
Merrill	5	65	57	0
Castro	5	30	12	0
Middleton	2	5	7	0
Burg	1	0	0	0

RECEIVING	REC	YDS	LG	TD
Safco	2	34	30	0
Merrill	7	91	78	1
Porter	1	10	10	0
Stanley	5	85	25	2

Sophomore quarterback Jon Tomcufcik threw for over 200 yards and three touchdowns as Kenston beat West Geauga, 42-7. Kenston got the scoring started when Jack Porter rushed for his first touchdown of the game from four yards out. West Geauga knotted up the score when senior quarterback Jax Shenkel scored from a yard out.

The Kenston offense took over from that point on. Tomcufcik threw the go-ahead touchdown pass to junior wide receiver Bransen Stanley to give Kenston back the lead at 14-7.

Stanley had 85 yards receiving and two touchdown catches. Jack Porter rushed for over 100 yards and three touchdowns to aid the winning efforts. The 2018 Wolverines will be in rebuilding mode after graduating 19 seniors and replacing their head coach. First year head coach Adam Sopkovich will be busy finding a new quarterback due to the loss of All-NEO honorable mention Jax Shenkel. W.G. looks to be down? Never take them lightly...

VENGEANCE .3



2017 SEASON IN REVIEW - WEEK 4

GAME 4: EASTLAKE NORTH

Kenston 21
 Eastlake North 18
 Sept. 15, 2017 at Ranger Field

SCORING	1	2	3	4	F
Kenston	7	7	0	7	21
North	0	10	0	8	18

SCORING SUMMARY:

FIRST QUARTER

10:02 KEN Porter 9-yard run (Sanders kick)

SECOND QUARTER

11:43 EN Wood 26-yard field goal

11:30 KEN Merrill 91-yard kickoff return (Sanders kick)

3:44 EN Valletto 11-yard run (Wood kick)

THIRD QUARTER

FOURTH QUARTER

7:22 KEN Tomcufcik 19-yard pass to Stanley (Sanders kick)

2:21 EN Tanski 5-yard pass to Severino (Tanski 2-yard run for 2 pt. conversion)

TEAM STATISTICS:

	KEN	EN
First Downs	17	16
Rushing Yards	176	161
Passing Yards	115	119
Total Yards	291	280
ATT-COMP-INT	27-8-1	24-7-3
Fumbles Lost	1-1	1-1
Penalties	12-116	11-136
Total Offensive Plays	68	70
Running Plays	41	46
Passing Plays	27	24

INDIVIDUAL STATISTICS:

RUSHING	ATT	YDS	LG	TD
Porter	26	122	18	1
Tomcufcik	9	34	11	0
Merrill	6	20	15	0

RECEIVING	REC	YDS	LG	TD
Safco	2	16	10	0
Mintz	2	14	11	0
Stanley	4	85	44	1

Kenston scored first to get the lead and held on defeating Eastlake North in a Western Reserve Conference showdown, 21-18. Kenston QB Jon Tomcufcik went 8-for-24 for 115 yards, including one passing TD and one interception. Eastlake North QB Jake Tanski went 7-for-24 for 119 yards, throwing for one touchdown and three interceptions. This game was one of the toughest of the year for the Bombers. North had a chance for a home win after a successful on-side kick recovery in the waning minutes of the game. With 2:19 remaining, the Bombers defense stiffened and caused the Rangers to turn the ball over on downs. The Rangers will be traveling to Kenston in 2018 with new faces at many key positions, graduating 15. Top losses will be 2nd team All-Ohio tight end/linebacker Brad Burrows, honorable mention All-NEO quarterback Jake Tanski and bruising running back Chase Valletto. Lead by WRC coach of the year, Shawn Dodd, the Rangers will be anchored by senior offensive linemen, 6'3" Sean Turchon and 6'3" Spencer Sedivy. This program is on the rise...



VENGEANCE .3

2017 SEASON IN REVIEW - WEEK 5

GAME 5: BRUSH

Kenston 48
 Brush 52
 Sept. 22, 2017 at Bomber Stadium

SCORING	1	2	3	4	F
Kenston	7	6	28	7	48
Brush	17	7	14	14	52

SCORING SUMMARY:

FIRST QUARTER

10:30 BRU Truk 26-y ard field goal
 9:33 BRU Joe 56-yard pass to Kellogg (Turk kick)
 3:36 KEN Merrill 61-yard run (Sanders kick)

SECOND QUARTER

8:04 BRU Joe 4-yard pass to Toney (Turk kick)
 4:52 KEN Porter 10-yard run (kick failed)

THIRD QUARTER

10:54 BRU Joe 17-yard pass to Lanier (Turk kick)
 7:10 KEN Porter 1-yard run (pass failed)
 4:27 KEN Merrill 7-yard run (Sanders kick)
 3:41 KEN Merrill 22-yard interception for TD
 (Tomcufcik to Safko for 2 pt. conversion)
 1:39 KEN Tomcufcik 56-yard pass to Stanley
 (Sanders kick)

0:00 BRU Joe 17-yard pass to Dixon (Turk kick)

FOURTH QUARTER

5:14 BRU Joe 7-yard pass to Toney (Turk kick)
 3:08 KEN Porter 20-yard run (Sanders kick)
 0:02 BRU Joe 12-yard pass to Johnson (Turk kick)

TEAM STATISTICS:

	KEN	BRU
First Downs	19	25
Rushing Yards	251	164
Passing Yards	194	316
Total Yards	45	480
ATT-COMP-INT	20-11-1	45-21-2
Fumbles Lost	4-2	1-0
Penalties	11-100	12-80
Total Offensive Plays	63	83
Running Plays	43	38
Passing Plays	20	45

INDIVIDUAL STATISTICS:

RUSHING	ATT	YDS	LG	TD
Porter	33	162	30	3
Tomcufcik	5	2	7	0
Merrill	5	87	61	2
RECEIVING	REC	YDS	LG	TD
Safco	5	46	12	0
Mintz	2	63	55	0
Stanley	4	85	56	1

The 2017 Brush Arcs snapped a long losing streak against the Bombers breaking an eight-game slide dating back to 2003. The Arcs had a 31-13 lead with one minute gone in the third, when the Bombers came storming back. Kenston would score 28 consecutive points and take a 34-31 lead. Jack Porter would score on a 1-yard run. The Bombers' defense forced the Arcs into a quick three-and-out allowing the Bombers to score quickly on a 13-yard end-around by Kee-Shawn Merrill for their 2nd touchdown. Merrill would get into the end zone again on a pick-six, to push the Bombers on top 34-31. Bransen Stanley would get loose on a 57-yard touchdown grab for the fourth score giving the Bombers a 41-31 lead. The Arcs answered back on a 13-yard touchdown grab by Zach Dixon. Starting the fourth quarter, Brush took the lead on Markel Toney's 6-yard touchdown reception, 45-41. The Bombers came back with Porter's 20-yard touchdown run, making it 48-45 with three minutes left.

In what turned out to be the final drive of the night, the Arcs escaped third-and-5 at Kenston's 43. Godwin Joe's seven-yard dash gained a first down with 46 seconds left. On a fourth-and-5 at the 28, Donovan Johnson would haul in a 17-yard catch to put the ball at the 12 with 9.8 left. Zack Dixon snagged a 12-yard touchdown reception for the Arcs with 2.5 seconds left in the game, and Brush would win a thrilling 52-48 victory. The 2018 edition of the Arcs will have two major holes to fill left by the graduation of 1st team All-Ohio offensive standouts quarterback Godwin Joe and receiver Markel Toney. Joe also was the WRC MVP and won the prestige's Tony Fisher Award. Maybe the biggest loss is the departure of head coach Jeff Fink who left to become the offensive coordinator at John Carroll University. The first business at hand for new head coach Eddie Hall will be to find replacements for 16 skilled graduates. This one will hurt for a long time...



VENGEANCE .3

2017 SEASON IN REVIEW - WEEK 6

GAME 6: MAYFIELD

Kenston 12
 Mayfield 38
 Sept. 28, 2017 at Wildcat Stadium

SCORING	1	2	3	4	F
Kenston	0	6	0	6	12
Mayfield	14	7	14	3	38

SCORING SUMMARY:

FIRST QUARTER

8:26 MAY Huss 7-yard pass to Casey (Curl kick)
 2:01 MAY Huss 56-yard pass to Casey (Curl kick)

SECOND QUARTER

4:11 MAY Appling 1-yard run (Curl kick)
 4:52 KEN Tomcufcik 29-yard pass to Merrill
 (Kick failed)

THIRD QUARTER

11:42 MAY Appling 78-yard run (Curl kick)
 7:42 MAY Huss 59-yard pass to LaPiccol (Curl kick)

FOURTH QUARTER

10:33 MAY Curl 39-yard field goal
 1:57 KEN Burg 13-yard pass to Abbarno
 (pass failed)

TEAM STATISTICS:

	KEN	MAY
First Downs	13	15
Rushing Yards	13	51
Passing Yards	171	161
Total Yards	284	412
ATT-COMP-INT	33-12-0	19-14-0
Fumbles Lost	2-2	0-0
Penalties	6-65	12-125
Total Offensive Plays	60	62
Running Plays	27	43
Passing Plays	33	19

INDIVIDUAL STATISTICS:

RUSHING	ATT	YDS	LG	TD
Porter	12	36	15	0
Tomcufcik	8	47	17	0
Merrill	2	1	1	1
Castro	1	9	0	0
Abbarno	1	-4	-4	0
Nastasi	2	16	14	0

RECEIVING	REC	YDS	LG	TD
Safco	3	53	25	0
Merrill	4	74	36	1
Stanley	2	20	14	0
Abbarno	1	13	13	1
Roch	1	4	4	0
King	1	7	7	0

Mayfield dominated the Bombers from the start. The offense never really got going for Kenston after the sloppy start. Trailing by 14 points as the first quarter was winding down, really put the Bombers in a deep hole. The Kenston defense was sluggish as well with many miscommunications in the secondary that led to several deep passing plays that resulted in touchdowns. The first drive for Kenston didn't last long as they were forced to punt early. Freshman starting quarterback Michael Huss led a first drive that resulted in a seven-yard touchdown pass to speedy senior Bobby Casey. The defense from the Wildcats came to play early on. The first three possessions for Kenston resulted in Mayfield getting the ball back quickly. On two of those possessions, Mayfield stripped Kenston forcing two fumbles in which the Wildcats recovered. The first half was all Mayfield, both on offense and on defense. Mayfield started off the second half right where they left off. Just 18 seconds into the third quarter, running back Appling broke loose and ran 78-yards into the end zone. Mayfield went on to win 38-12. The Wildcats will be graduating 23 seniors, but returning a talented Huss at quarterback and a physical running back in Appling. Got beat in every facet, didn't seem to show up...



VENGEANCE .3

2017 SEASON IN REVIEW - WEEK 7

GAME 7: RIVERSIDE

Kenston 56
 Riverside 28
 Oct. 6, 2017 at Beaver Stadium

SCORING	1	2	3	4	F
Kenston	14	15	14	13	56
Riverside	0	14	6	8	28

SCORING SUMMARY:

FIRST QUARTER

- 8:43 KEN Tomcufcik 27-yard pass to Stanley (Sanders kick)
- 5:10 KEN Tomcufcik 56-yard pass to Stanley (Sanders kick)

SECOND QUARTER

- 11:50 KEN Porter 1-yard run (Sanders kick)
- 10:27 RIV Robinson 7-yard run (run failed)
- 5:12 RIV Sleek 2-yard run (run failed)
- 0:21 KEN Tomcufcik 15-yard pass to Stanley (Burg to Cure 2pt conversion)

THIRD QUARTER

- 10:21 KEN Merrill 16-yard run (Sanders kick)
- 7:12 RIV Sleek 17-yard pass to James (run failed)
- 1:13 KEN Tomcufcik 56-yard pass to Stanley (Sanders kick)

FORUTH QUARTER

- 7:53 KEN Burg 12-yard pass to Safco (kick failed)
- 6:41 RIV Sleek 5-yard pass to James (2pt good)
- 1:06 KEN Burg 47-yard run (Sanders kick)

TEAM STATISTICS:

	KEN	RIV
First Downs	21	15
Rushing Yards	185	90
Passing Yards	266	275
Total Yards	451	365
ATT-COMP-INT	23-14-0	32-19-0
Fumbles Lost	0-0	2-1
Penalties	8-65	6-55
Total Offensive Pays	62	58
Running Plays	39	26
Passing Plays	23	32

INDIVIDUAL STATISTICS:

RUSHING	ATT	YDS	LG	TD
Porter	17	50	12	1
Tomcufcik	8	29	13	0
Merrill	2	22	16	1
Burg	1	47	47	1
Nastasi	7	37	9	0

RECEIVING	REC	YDS	LG	TD
Safco	7	76	19	1
Merrill	1	16	16	0
Stanley	6	171	56	4
Porter	2	5	5	0

Jon Tomcufcik and Bransen Stanley were a dynamic duo for Kenston as they connected on four touchdowns in a 56-28 win over Riverside. Tomcufcik and Stanley scored early and often for the Bombers, as they started with a 27-yard connection to get things going in the first quarter. They followed that up with a 56-yard pass for a touchdown not long after to take a quick 14-0 lead. Running back Jack Porter punched it in from the 1-yard line for the Bombers, after a great sideline catch by Stanley set them up on the goal line.

The Beavers scored a red-zone touchdown to make it 21-6 but missed the extra point. Riverside then punched in another touchdown near the goal line to cut the lead to seven after a two-point conversion. Stanley's third touchdown of the game came right before the half as the Bombers took a 29-14 lead into the locker room.

The Bombers came out in the third half and scored on a jet sweep to Kee-Shaun Merrill from 16 yards out to make it 36-14 and take the game out of reach. With Riverside only graduating 11 players, hopes will be high for the Beavers in 2018. Rebound game, Bombers back on the winning road...



2017 SEASON IN REVIEW - WEEK 8

GAME 8: MADISON

Kenston 41

Madison 10

Oct. 13, 2017 at Bomber Stadium

SCORING	1	2	3	4	F
Kenston	6	7	14	14	41
Madison	3	7	0	0	10

SCORING SUMMARY:

FIRST QUARTER

6:51 KEN Porter 9-yard run (kick failed)

1:04 MAD Dominguez 30-yard field goal

SECOND QUARTER

3:36 MAD Cline 8-yard run (Dominguez kick)

1:08 KEN Porter 14-yard run (Sanders kick)

THIRD QUARTER

8:31 KEN Porter 17-yard run (Sanders kick)

5:10 KEN Porter 46-yard run (Sanders kick)

FOURTH QUARTER

5:15 KEN Porter 46-yard run (Sanders kick)

4:44 KEN Stanley 37-yard interception (Sanders kick)

TEAM STATISTICS:

	KEN	MAD
First Downs	18	20
Rushing Yards	247	98
Passing Yards	200	44
Total Yards	447	342
ATT-COMP-INT	22-16-1	18-7-3
Fumbles Lost	1-1	3-2
Penalties	5-50	4-34
Total Offensive Plays	51	71
Running Plays	29	53
Passing Plays	22	18

INDIVIDUAL STATISTICS:

RUSHING	ATT	YDS	LG	TD
Porter	23	195	46	5
Tomcufcik	4	36	36	0
Merrill	2	14	10	0
RECEIVING	REC	YDS	LG	TD
Safco	4	23	17	0
Merrill	2	12	10	0
Stanley	3	28	11	0
Mintz	5	108	38	0

Opening the game ranked 10th in division 3, region 9, Kenston stayed alive in its playoff push with a lopsided 41-10 romp over Madison. Jack Porter scored five touchdowns to propel the Bombers after a slow start in the first half. Bransen Stanley intercepted a pass from the Blue Streaks, and returned it 37-yards for the team's final touchdown of the night. In 2018, the Blue Streaks will be much improved. Outside linebacker Clay Smith will look to lead a young group of talented players after graduating only 15 seniors. Beware of this team of farm-strong young players...



VENGEANCE .3

2017 SEASON IN REVIEW - WEEK 9

GAME 9: CHARDON

Kenston 34

Chardon 15

Oct. 20, 2017 at Memorial Field

SCORING	1	2	3	4	F
Kenston	8	12	14	0	34
Chardon	15	0	0	0	15

SCORING SUMMARY:

FIRST QUARTER

8:47 KEN Porter 4-yard run
(Burg to cure 2pt. conversion good)

6:37 CHA Semler 15-yard run
(Goodge run 2pt. conversion)

1:13 CHA Kobuszewski 31-yard run (kick good)

SECOND QUARTER

3:31 KEN Mintz 47-yard fumble return
(kick failed)

2:29 KEN Tomcufcik 16-yard pass to Stanley
(pass failed)

THIRD QUARTER

11:07 KEN Porter 2-yard run (Torres kick)

5:14 KEN Merrill 4-yard run (Torres kick)

FOURTH QUARTER

TEAM STATISTICS:

	KEN	CHA
First Downs	20	14
Rushing Yards	238	276
Passing Yards	146	31
Total Yards	384	307
ATT-COMP-INT	21-12-1	4-1-0
Fumbles Lost	0-0	1-1
Penalties	2-15	9-59
Total Offensive Plays	61	50
Passing Plays	21	4
Rushing plays	40	46

INDIVIDUAL STATISTICS:

RUSHING	ATT	YDS	LG	TD
Porter	28	211	30	2
Tomcufcik	5	-9	5	0
Merrill	4	34	16	1
Nastasi	3	2	2	0
RECEIVING	REC	YDS	LG	TD
Safco	1	14	14	0
Merrill	3	21	8	0
Stanley	3	42	23	1
Mintz	4	65	25	0
Porter	1	4	4	0

Talented sophomores Jon Tomcufcik, Jack Porter and Tyler Mintz guided Kenston to a 34-15 victory over Chardon. Kenston mixed the run and the pass on an 11-play, 65-yard first drive, highlighted by two big gains by Kee-Shaun Merrill. Porter capped the drive with a 4-yard score. The Hilltoppers answered quickly with a 15-yard run by Brandon Frania to tie the game at 8-8. The Hilltopper defense forced Kenston to punt, and it pinned Chardon back on its own 10. The long field didn't faze the Hilltoppers, and quarterback Andrew Kobuszewski took charge. He completed a 31-yard pass to Goodge, then hit paydirt with a 31-yard dash to the end zone to give Chardon a 15-8 lead.

The tide turned back to the Bombers as Chardon fumbled on the 50, and Tyler Mintz scooped and scored to pull the Bombers within one, 15-14. On the ensuing kickoff, the Hilltoppers gave it away again, and Kenston had the ball on Chardon's 30. Four plays later, Tomcufcik hit Bransen Stanley on a quick slant for a 16-yard score to retake a 20-15 lead before half. To start the second half, Kenston squibbed the kick and Mintz recovered to give the Bombers the ball on the Hilltoppers' 30. Porter scored again from the two for a 27-15 lead. Merrill swept left into the end zone for the Bombers' final. The Kenston defense pitched a shutout for the final three quarters to ensure the 34-15 win. The Hilltoppers will be graduating almost three tons (5440lbs) in football talent. Most notably Ohio's division 3 Defensive MVP and Michigan State bound linebacker Chase Kline and 27 of his teammates. Chardon doesn't rebuild they reload...



To re-watch the 2017 contest in its entirety Google: **GTV Kenston vs Chardon Football**



2017 SEASON IN REVIEW - WEEK 10

GAME 10: WILLOUGHBY SOUTH

Kenston 34

South 15

Oct. 27, 2017 at Bomber Stadium

SCORING	1	2	3	4	F
Kenston	8	16	0	14	38
South	0	0	0	8	8

SCORING SUMMARY:

FIRST QUARTER

0:04 KEN Tomcufcik 4-yard run
(Burg to Staudenbauer 2pt. conversion)

SECOND QUARTER

7:26 KEN Safety (snap out of end zone)

7:16 KEN Merrill 62-yard kickoff return
(Sanders kick)

3:21 KEN Porter 37-yard run (Sanders kick)

THIRD QUARTER

10:04 KEN Porter 69-yard run (Sanders kick)

6:16 WS D'Eusanio 18-yard pass to Mendenhall
(D'Eusanio pass to Mendenhall for 2 pt.)

5:14 KEN Merrill 4-yard run (Torres kick)

FOURTH QUARTER

TEAM STATISTICS:

	KEN	WS
First Downs	19	16
Rushing Yards	286	126
Passing Yards	162	134
Total Yards	451	260
ATT-COMP-INT	24-11-0	31-10-2
Fumbles Lost	1-1	1-1
Penalties	4-40	6-25
Total Offensive Plays	67	66
Running Plays	43	35
Passing Plays	24	31

INDIVIDUAL STATISTICS:

RUSHING	ATT	YDS	LG	TD
Porter	32	233	69	2
Tomcufcik	4	2	6	1
Merrill	2	12	12	0
Nastasi	4	39	34	1
RECEIVING	REC	YDS	LG	TD
Merrill	7	81	29	0
Stanley	2	40	26	0
Mintz	2	41	22	0

Kenston dominated from start to finish to defeat visiting Willoughby South, 38-8. Kenston accounted for five touchdowns on the night, highlighted by a kickoff return from senior wide receiver Kee-Shaun Merrill after a safety. Sophomore running back Jack Porter added two rushing scores, including a 69-yard touchdown early in the fourth quarter to put the running clock in motion. This was an under rated 1-9 team, the Rebels had skill at many positions, played a lot of close games but just couldn't get wins. In 2018, the Rebels will be reeling from graduating a whopping 29 seniors. Expect this young team to improve from the 2017 tough luck season. The Bomber victory seemed to seal a playoff berth? NOT to be...Vengeance.3



VENGEANCE .3

2018 ROSTER

Number	Name	Grade	Position	Height	Weight
2	TYLER MINTZ	11	WR	5'10	170
3	BRANSEN STANLEY	12	WR	6'1	170
4	LOGAN VARGO	11	LB	5'11	190
5	JACK PORTER	11	RB	5'10	185
6	MATT IKLODI	12	LB	5'10	185
7	J.D. MILLER	11	DB	6'2	195
8	JUSTIN GEORGIU	12	DE	6'3	240
9	DAVID PETRUZIELLO	10	WR	6'2"	185
10	RYAN MILLER	9	TE/WR	6'5	200
11	JOE STAUDENBAUR	12	LB	5'11	205
12	JONATHAN ABBARNO	11	WR/QB	5'8	150
13	KOLE JARZEMBAK	12	DB	5'8	175
14	STEPHEN KALE	10	DB	5'8	125
16	DAVID COOPER	12	DB	5'9	165
17	DORION TALLEY	12	DB/RB	5'10	185
18	JON TOMCUFCIK	11	QB	6'1	195
19	FRANK DIMARCO	11	LB	5'9	168
20	ANTHONY VALOCCHI	10	LB	6'0	215
21	JACOB ENGELHART	12	DL	6'0	205
23	NICK FRANKLIN	12	DB	6'0	175
24	GARRETT UHLIR	9	LB	5'11"	175
25	SAM LEYGRAAF	12	LB	5'11	210
26	DENNIS BERGANSKY	10	DB	5'7	140
27	DEAN MESSNER	10	LB	5'10	150
28	STANLEY SELL	10	RB/LB	5'8	185
29	JIMMY KOICHEFF	10	DB	5'9	150
30	SEAN LENNON	10	WR	5'8	130
31	DONALDO VALADEZ	10	LB	5'11	185
32	CONNOR KRAMER	11	S	5'8	165
33	GUY RONDO	10	WR	5'6	125
34	JOSEPH MARTIN	11	RB	5'5	160
36	ANNA SANDERS	12	K	5'5	140
37	JAVION MIDDLETON	11	WR/RB	5'8"	165
38	LUCIAN BENZ	9	RB	5'3	115
39	SHANE ROTH LISBERGER	9	DB	5'7	120
41	CARSON GEBEAU	9	TB	5'9	140



2018 ROSTER

Number	Name	Grade	Position	Height	Weight
42	MICHAEL PAYTON	10	TB	5'11	170
43	BRADEN KRUPP	9	WR	5'10	145
44	AARON MANIS	10	DB	5'11"	145
46	AIDEN VANDERBILT	9	LB	6'0	220
47	TIM MATTY	11	DL	6'4	210
48	JOEY VALERIO	9	WR	6'1	150
49	LUKE DUNNAM	9	K	5'10	140
50	BRANDON SCHROEDER	12	OL	5'11	195
51	CALVIN FINZEL	9	LB	5'8"	150
53	CONNOR KRATZERT	11	OL	5'11	245
54	ERIC DOMBROWSKI	11	DL	5'10	195
55	JEREMIAH JONES	11	OL/DL	6'3	235
56	JACK KUBAITIS	9	DL	5'6	190
57	JUSTIN CROUCHER	9	DL	6'0	170
58	CALE DOYLE	9	OL/DL	6'0	225
59	TODD GRUDEN	11	OL	6'1	225
60	TANNER KUHEN	9	OL/DL	5'10	150
61	MAISON BENZ	10	OL	5'7	140
62	HARRIS SKARAMAGAS	11	OL	6'0	235
63	MAX CZECH	11	DL	6'0	285
64	PAXTON PHILLIPS	10	DL	5'10	170
65	CONNOR KLUESNER	9	OL	6'0	230
66	NICK GRAMS	9	OL	6'0	170
67	MITCHELL SHEARER	10	OL	5'9	170
70	FRANK HEGEDUS	11	OL	6'0	210
71	DANIEL JONES	9	OL/DL	5'10	160
72	JOHN MCCLURE	10	OL	5'11	245
73	ALEX ROBARGE	12	OL	6'4	315
74	JUSTIN SCHROEDER	11	OL	6'0	235
75	MITCH SOTERA	12	DT	6'1	275
77	GEORGE SELL	11	OL	6'4	265
79	DECLAN SWOPE	11	OL	6'2	240
80	ANDREW KOOSER	9	QB	5'10	165
82	JACK LONDON	9	WR	5'10	140
85	NICK SNIDER	9	LB	5'8	150
85	BLAKE TORRES				
88	NICK COWOSKI	9	DB	5'6	125

2018 PLAYERS TO WATCH

#6 Sr. Matt Iklodi – Team Captain

The senior 2-year letterman capped the 2017 campaign by leading the team in tackles. The aggressive, hard-nosed linebacker racked up 48 solo tackles and 19 assists. Iklodi, also an outstanding pass rusher, recorded 3 sacks and many pressures. A Linebacker, who can play in the box and in space, had numerous pass defenses as well as 2 interceptions against Madison.

The 2nd team All-NEO District, 1st team All-WRC recipient is a very intense player who sparks the defense with big hits and big plays. Is a true competitor who is proud to wear the best helmet in the state, and is a weight room junky whose infectious work ethic earned him an Iron Man award. Iklodi will be sure to carry on Kenston's great tradition of producing linebackers.



#73 Sr. Alex Robarge

The senior 2-year letterman should be an anchor on the offensive line this year continuing his dominance from 2017. In Robarge's third year on varsity, he comes in at 6'4" 315 lbs. At right guard a season ago, he did an exceptional job stopping the rush and protecting his backfield grading out at 92% and recording 44 pancake blocks. The rushing attack combined for 2058 yards and 31 touchdowns behind Robarge. He did an impressive job protecting the quarterback enabling the Bombers to throw for 1,843 yards and 17 touchdowns. These impressive numbers garnered him **2nd team All-Ohio**, 1st team All-NEO District, 1st team All-WRC, Gauga County Touchdown Club All-Star selection, and a News-Herald All-Star 1st team.



#25 Sam Leygraaf – Team Captain

Kenston could be known as "Linebacker U" with 9 of the 28 All-Ohio selections being linebackers. This 2-year letterman should carry on that tradition. Leygraaf is the defensive signal caller and one of the toughest players on the field. Outstanding against the run and a tenacious pass rusher, Leygraaf was one of the team leaders in tackles with 44 solos, 15 assists, one interception and one sack. Post season awards include NEO District Honorable Mention and All-WRC Honorable Mention. He also has earned himself an Iron Man award through his dedication and intensity in the weight room. Leygraaf is a "Quiet Assassin", who leads through his performance while commanding the respect of his teammates.



2018 PLAYERS TO WATCH

#3 Bransen Stanley - Team Captain

This senior 3-year letterman is a standout athlete on both sides of the ball. Defensively, a lock-down cornerback, Stanley is assigned to the opponent's best receiver. In 2017, Stanley made 23 tackles with 1 interception, returning it for a TD verses Madison. On offense, Stanley caught 33 passes for 701 yards and 9 touchdowns earning him **2nd team All-Ohio**, 1st team All-NEO District, 1st team All-WRC, Geauga County Touchdown Club All-Star selection, and News-Herald All-Star Honor Roll awardee. He was also voted MVP by his teammates. He is the best wide receiver and big play maker in the conference. Stanley is known for not giving up on a play and should be feared on every down. Devoted in the weight room this off-season he earned an Iron Man award. Stanley possesses outstanding intensity, true leadership that the whole team looks to for inspiration.

coachable player in 2018.



#5 Jack Porter - Team Captain

A junior 2-year letterman, Porter has proven to be the heart and soul of the team. He is a leader by example and is proud to be a Bomber. Porter has dangerous, big-play ability and can score on any down. He is a tough rusher who can run between the tackles as well as hit a "home run" from anywhere on the field. With great balance and even better vision, he can change direction on a dime. Porter ran the ball 238 times for a league leading 1447 yards and a school record 22 touchdown. He earned **1st team All-Ohio**, 1st team All-NEO District, 1st team All-WRC, Geauga County Touchdown Club All-Star selection, and a News-Herald All-Star 1st team recipient. Porter was also a Tony Fisher semi-finalist and is on their 2018 watch list. As a dedicated weight room leader this off season, Porter earned an Iron Man award.



#18 Jon Tomcufcik

The 2017 training camp started with an intense quarterback battle that wasn't settled until opening night. The Junior letterman won the job over the returning starter showing outstanding leadership as a sophomore. He proved that he could make plays, manage, and win games. Tomcufcik is a dual threat Quarterback who lead the Bombers to the most prolific offense in school history. He completed 52.2% of his passes, going 116 of 222 with a passer efficiency rating of 138. He also tossed 15 touchdown passes, with only 5 interceptions and 9 sacks while rushing for 215 yards. Tomcufcik grabbed many post season honors including 2nd team All-NEO District, Honorable Mention All-WRC, News-Herald All-Star Honor Roll and was a Geauga County Touchdown Club All-Star selection. Expect great things from this tough,



VENGEANCE .3



PLAYER PROFILES

Tyler Mintz

Position: WR/DB
Height: 5'9
Weight: 170
Year: Junior
Varsity Letters: 2
2017 Stats:

18 receptions for 353 yards and 2 touchdowns, 35 tackles, 3 interceptions, 2 fumble recoveries.



Coach Grube Says: Looking for a great year on both sides of the ball, should be a big contributor... Iron Man award winner... Will be one of the most experienced defensive players on the field

Bransen Stanley

Position: WR/DB
Height: 6'1
Weight: 170
Year: Senior
Varsity Letters: 3
2017 Stats:

33 receptions for 701 yards and 9 touchdowns, 2 kickoff returns for 20 yards, 1 punt return for 14 yards, 23 tackles, 1 interceptions, 1 fumble recovery, 1 Sack.



Coach Grube Says: **Captain...**Vocal leader of the team... Deep threat offensively and lock down cornerback defensively... Won't come off the field... Iron Man award winner

Logan Vargo

Position: LB
Height: 5'10
Weight: 180
Year: Junior
Varsity Letters: 2
2017 Stats:

58 tackles, 1 TFL, 1 Sack



Coach Grube Says: Excellent athlete... Playmaker at Linebacker...Nasty attitude...Will also be a big contributor on special teams

Jack Porter

Position: RB/DB
Height: 5'10
Weight: 180
Year: Junior
Varsity Letters: 2
2017 Stats:

238 attempts for 1447 yards and 22 touchdowns, 7 receptions for 51 yards, 6 kick off returns for 70 yards 4 tackles



Coach Grube Says: **Captain...**vocal leader... Has respect of his teammates...Should lead the conference in rushing...Iron Man award winner

Matt Iklodi

Pronunciation: Ik-load-ee
Position: DB/RB
Height: 5'10
Weight: 185
Year: Senior
Varsity Letters: 2
2017 Stats:

67 tackles, 2 interceptions, 2 fumble recovery, 3 sacks 5 tackles for loss 1 kickoff return for 5 yards



Coach Grube Says: **Captain...**Defensive leader...Aggressive playmaker on Defense and Special Teams... Iron Man award winner

J.D. Miller

Position: DB
Height: 6'2
Weight: 200
Year: Junior
Varsity Letters: 0
2017 Stats:

No varsity stats



Coach Grube Says: Great size and potential...Looking for a spot in our defensive backfield... Works extremely hard

Justin Georgiou

Pronunciation: George-ee-o
Position:
Height: 6'2
Weight: 215
Year: Senior
Varsity Letters: 2
 Liberty HS, Brentwood, Ca
2017 Stats:
 No varsity stats



Coach Grube Says: Big, tough transfer from California... Excited to see how good he can be... Will have opportunities on both sides of the ball... Welcome to Kenston

Dave Petruziello

Pronunciation: Pet-true-zillo
Position: WR
Height: 6'2
Weight: 185
Year: Sophomore
Varsity Letters: 0
2017 Stats:
 No varsity stats



Coach Grube Says: Great size and potential...Looking for a spot in our receiving corps

TEAM CAPTAINS

- #3 Bransen Stanley
- #5 Jack Porter
- #6 Matt Iklodi
- #25 Sam Leygraaf



PLAYER PROFILES

Ryan Miller

Position: WR/TE
Height: 6'5
Weight: 200
Year: Freshman
Varsity Letters: 0
2017 Stats:
 No varsity stats



Coach Grube Says:
 Terrific maturity for a freshmen...Works hard in the weight room as well as on the field...Catches the ball well...Should see playing time

Joe Staudenbauer

Pronunciation:
 Stawd-en-bow-er
Position: LB
Height: 5'10
Weight: 205
Year: Senior
Varsity Letters: 2
2017 Stats:
 53 Tackles, 1 sack,
 1 tackle for loss



Coach Grube Says:
 Winner of a "Hammer" award...One of the defenses most physical players...Throwback player whose toughness is well-known in the WRC

Johnathon Abbarno

Pronunciation:
 Uh-bar-no
Position: QB
Height: 5'7
Weight: 150
Year: Junior
Varsity Letters: 1
2017 Stats:
 1 reception for
 a 13-yard TD



Coach Grube Says:
 Will compete for the starting receiver spot as well as backup QB

Kole Jarzembak

Pronunciation:
 Jar-zem-bock
Position: DB
Height: 5'8
Weight: 170
Year: Senior
Varsity Letters: 2
2017 Stats:
 No varsity stats



Coach Grube Says:
 Good DB and WR ... extremely athletic. Will compete for time on offense, defense and special teams

Stephen Kale

Position: LB
Height: 5'6
Weight: 135
Year: Sophomore
Varsity Letters: 0
2017 Stats:
 No varsity stats



Coach Grube Says:
 has a huge heart...Always gives 100%... Should earn playing time on special teams and will be a major contributor on JVs

David Cooper

Position: DB/K
Height: 5'9
Weight: 165
Year: Senior
Varsity Letters: 0
2017 Stats:
 No varsity stats



Coach Grube Says:
 Starter on soccer team, came out for football to kick and fell in love with the game... Will compete for varsity time at DB and WR

Dorion Talley

Position: DB
Height: 5'9
Weight: 150
Year: Junior
Varsity Letters: 0
2017 Stats:
 No varsity stats - injury



Coach Grube Says:
 Coming off major knee surgery... Speedy DB...Really missed in 17... Can't wait see him back on the field

Jon Tomcufcik

Pronunciation:
 Tom-cuff-sick
Position: QB
Height: 6'1
Weight: 200
Year: Junior
Varsity Letters: 2
2017 Stats:
 222 passing attempts,
 116 completions
 for 1794 yards,
 15 touchdowns
 and 5 interceptions



Coach Grube Says:
 Returning QB...Looking to improve on a strong Sophomore season

PLAYER PROFILES

Frank DiMarco

Position: LB
Height: 5'8
Weight: 165
Year: Junior
Varsity Letters: 0
2017 Stats:
 No varsity stats



Coach Grube Says:
 Will add depth to the Linebacker position... Will also contribute on special teams

Anthony Valocchi

Pronunciation:
 Va-la-chee
Position: LB/QB
Height: 5'11
Weight: 190
Year: Sophomore
Varsity Letters: 0
2017 Stats:
 No varsity stats



Coach Grube Says:
 Will transition from QB to receiver...Should compete for a varsity playing time at receiver

Jake Englehart

Position: DL/LB
Height: 6'
Weight: 195
Year: Senior
Varsity Letters: 2
2017 Stats:
 19 Tackles



Coach Grube Says:
 Tough kid, another throwback player... hard hitter...Should help anchor the defensive line

Nick Franklin

Position: DB
Height: 6'
Weight: 190
Year: Senior
Varsity Letters: 2
2017 Stats:
 48 Tackles,
 2 interceptions and
 1 fumble recovery



Coach Grube Says:
 Looking for a big year at SS

Garrett Uhrir

Position: WR/DB
Height: 5'10
Weight: 175
Year: Junior
Varsity Letters: 0
2017 Stats:
 No varsity stats



Coach Grube Says:
 Has great potential... Will add depth at linebacker and special teams

Sam Leygraaf

Pronunciation:
 La-graph
Position: DB
Height: 5'10
Weight: 200
Year: Senior
Varsity Letters: 2
2017 Stats:
 67 tackles, 2 interceptions,
 2 fumble recovery, 3 sacks
 5 tackles for loss
 1 kickoff return for 5 yards



Coach Grube Says:
Captain...Intense hardnosed leader... QB of the Defense... Iron Man award winner... Lost for season in August camp

Dennis Bergansky

Pronunciation:
 Burr-gan-ski
Position: DB
Height: 5'6
Weight: 130
Year: Sophomore
Varsity Letters: 0
2017 Stats:
 No varsity stats



Coach Grube Says:
 Getting better at overall football skills...will be a player in the future

Dean Messner

Position: LB
Height: 5'10
Weight: 155
Year: Sophomore
Varsity Letters: 0
2017 Stats:
 No varsity stats



Coach Grube Says:
 Extremely tough young player...Look for a big year with JV and freshmen



PLAYER PROFILES

Stanley Sell

Position: RB/DB
Height: 5'7
Weight: 180
Year: Sophomore
Varsity Letters: 0
2017 Stats:
 No varsity stats



Coach Grube Says:
 Never give up attitude...
 Will add depth on both
 sides of the ball...
 Iron Man award winner

Jim Kocheff

Pronunciation:
 Ko-cheff
Position: WR/DB
Height: 5'8
Weight: 155
Year: Sophomore
Varsity Letters: 0
2017 Stats:
 No varsity stats



Coach Grube Says:
 Tough hard-nosed kid...
 Could find himself
 under playing under
 the lights...Should
 contribute on special
 teams and in the
 defensive backfield

Sean Lennon

Position: WR/DB
Height: 5'6
Weight: 130
Year: Sophomore
Varsity Letters: 0
2017 Stats:
 No varsity stats



Coach Grube Says:
 Coachable...Does
 everything asked...
 Working hard to be
 a part of the
 receiving corps

Donal Valadez

Position: LB
Height: 5'10
Weight: 170
Year: Sophomore
Varsity Letters: 0
2017 Stats:
 No varsity stats



Coach Grube Says:
 Great young blue-collar
 kid that will start the
 season on JV and
 compete for time on
 special teams

Connor Kramer

Position: LB
Height: 5'9
Weight: 165
Year: Junior
Varsity Letters: 0
2017 Stats:
 2 Tackles



Coach Grube Says:
 Linebacker that loves
 to hit...Mentally tough
 football player...Moved
 to FS this year and is
 competing... Will look for
 time on special teams

Guy Rondo

Position: WR
Height: 5'6
Weight: 140
Year: Sophomore
Varsity Letters: 0
2017 Stats:
 No varsity stats



Coach Grube Says:
 Wide receiver for the
 JV squad... Always trying
 to make the varsity
 players better...
 Great teammate

Joe Martin

Position: LB
Height: 5'7
Weight: 135
Year: Junior
Varsity Letters: 0
2017 Stats:
 No varsity stats



Coach Grube Says:
 Tough linebacker...
 Striving to become a
 junior varsity starter...
 Loves football...
 Adds great chemistry
 to the team

Anna Sanders

Position: K
Height: 5'9
Weight: 120
Year: Senior
Varsity Letters: 2
2017 Stats:
 29 PAT's



Coach Grube Says:
 Made some clutch
 kicks last year...
 1st female to score
 for the Bombers

PLAYER PROFILES

Javion Middleton

Position: WR/RB
Height: 5'8
Weight: 165
Year: Junior
Varsity Letters: 0
2017 Stats:
 No varsity stats



Coach Grube Says:
 Could play a key role both offensively and defensively... Explosive athlete

Lucian Benz

Position: RB
Height: 5'3
Weight: 115
Year: Freshman
Varsity Letters: 0
2017 Stats:
 No varsity stats



Coach Grube Says:
 Great young player who could have a big future

Shane Rothlisberger

Position: DB
Height: 5'7
Weight: 120
Year: Junior
Varsity Letters: 0
2017 Stats:
 No varsity stats



Coach Grube Says:
 Hardworking young DB... Looking for him to develop his skills and contribute in the future on Friday nights

Carson Gebeau

Position: TB
Height: 5'9
Weight: 140
Year: Freshman
Varsity Letters: 0
2017 Stats:
 No varsity stats



Coach Grube Says:
 Very athletic young player... Looking for him to have a big future

Michael Payton

Position: TB
Height: 5'11
Weight: 170
Year: Sophomore
Varsity Letters: 0
2017 Stats:
 No varsity stats



Coach Grube Says:
 Great skills that will develop through handwork... Terrific teammate

Braden Krupp

Position: WR
Height: 5'10
Weight: 145
Year: Freshman
Varsity Letters: 0
2017 Stats:
 No varsity stats



Coach Grube Says:
 New Bomber who transferred here from Indiana and has made an impact... Is competing for varsity time at WR and DB... Look for big things on JV... Welcome to Kenston

Aaron Manis

Position: DB
Height: 5'8
Weight: 135
Year: Sophomore
Varsity Letters: 0
2017 Stats:
 No varsity stats



Coach Grube Says:
 Good young athlete... Looking for him to contribute in the defensive backfield

Aiden Vanderbilt

Position: LB
Height: 6'0
Weight: 220
Year: Freshman
Varsity Letters: 0
2017 Stats:
 No varsity stats



Coach Grube Says:
 Good, young LB who could develop into a special player in the future

PLAYER PROFILES

Tim Matty

Position: DL
Height: 6'2
Weight: 205
Year: Junior
Varsity Letters: 2
2017 Stats:
 13 Tackles,
 1 fumble recovery



Coach Grube Says:
 Tough...Physical football player...Looking for a strong 2018 campaign

Joey Valerio

Position: WR
Height: 6'1
Weight: 150
Year: Freshman
Varsity Letters: 0
2017 Stats:
 No varsity stats



Coach Grube Says:
 Hardworking young player who will be as good as he wants to be... Great teammate

Luke Dunnam

Position: K
Height: 5'10
Weight: 140
Year: Freshman
Varsity Letters:
2017 Stats: 0
 No varsity stats



Coach Grube Says:
 Young athlete who will handle the kicking duties for the freshmen

Brandon Schroeder

Position: C
Height: 5'10
Weight: 195
Year: Senior
Varsity Letters: 2
2017 Stats:
 Started all 10 games at Center



Coach Grube Says:
 An "outstanding competitor and a fearless street fighter"... Plays to the whistle on every down...This is the guy you want to bring to battle... Like many offensive linemen he is an unsung hero...Working hard in the off season

Calvin Finzel

Position: LB
Height: 5'8
Weight: 150
Year: Freshman
Varsity Letters:
2017 Stats: 0
 No varsity stats



Coach Grube Says:
 Great effort and attitude... Trying to find the best position for his talents

Connor Kratzert

Pronunciation:
 Krat-zert
Position: OL
Height: 5'10
Weight: 250
Year: Junior
Varsity Letters: 1
2017 Stats:
 Some varsity time on the O Line



Coach Grube Says:
 Solid young player... Works hard...Will be competing for one of the vacant O-line positions

Eric Dombrowski

Pronunciation:
 Dom-brow-ski
Position: LB
Height: 5'10
Weight: 205
Year: Senior
Varsity Letters: 2
2017 Stats:
 2 tackles



Coach Grube Says:
 Looking for him to step in and help on the D-line... Big, tough kid...Should be a contributor

Jeremiah Jones

Position: DL
Height: 6'2
Weight: 250
Year: Junior
Varsity Letters: 1
2017 Stats:
 4 tackles



Coach Grube Says:
 Hard worker...Will have opportunity to find a home on either or both sides of the ball

PLAYER PROFILES

Jack Kubaitis

Position: DL
Height: 5'6
Weight: 190
Year: Freshman
Varsity Letters: 0
2017 Stats:
 No varsity stats



Coach Grube Says:
 Hardworking young player who will develop on the JV or freshmen this year... Look for big things

Justin Croucher

Position: DL
Height: 6'0
Weight: 170
Year: Freshman
Varsity Letters: 0
2017 Stats:
 No varsity stats



Coach Grube Says:
 Young player that gives great effort...Will develop into a player of the future

Cale Doyle

Position: OL/DL
Height: 6'0
Weight: 225
Year: Freshman
Varsity Letters: 0
2017 Stats:
 No varsity stats



Coach Grube Says:
 awesome potential... Will impact future Friday nights with a big commitment in the weight room

Todd Gruden

Position: DL
Height: 6'
Weight: 200
Year: Junior
Varsity Letters: 0
2017 Stats:
 No varsity stats



Coach Grube Says:
 Great young man... Great work ethic... Will compete for a spot on Friday nights

Tanner Kuhlen

Position: OL/DL
Height: 5'10
Weight: 150
Year: Freshman
Varsity Letters: 0
2017 Stats:



Coach Grube Says:
 Great teammate, hard worker who is building his football skills

Maison Benz

Position: OL
Height: 5'7
Weight: 140
Year: Sophomore
Varsity Letters: 0
2017 Stats:



Coach Grube Says:
 Attitude, effort and handwork is what makes him special...Should see extreme JV time

Harris Skaramagas

Pronunciation:
 Scar-a-ma-gus
Position: OL/DL
Height: 5'10
Weight: 215
Year: Junior
Varsity Letters: 2
2017 Stats:
 1 tackle



Coach Grube Says:
 Knee surgery in 2017... Rehab going well... Will compete for one of the vacant offensive line positions

Max Czech

Pronunciation:
 Check
Position: OL/DL
Height: 6'1
Weight: 275
Year: Junior
Varsity Letters: 1
2017 Stats:
 4 tackles



Coach Grube Says:
 Physical football player that works hard... Could find himself in the rotation on the varsity level

PLAYER PROFILES

Paxton Phillips

Position: OL
Height: 5'9
Weight: 160
Year: Sophomore
Varsity Letters: 0
2017 Stats:
 No varsity stats



Coach Grube Says:
 Tough young man...
 Great attitude...Needs
 focus...Could find
 himself rotating in on
 Friday nights

Connor Kluesner

Position: OL
Height: 6'0
Weight: 230
Year: Freshman
Varsity Letters: 0
2017 Stats:
 No varsity stats



Coach Grube Says:
 Another physical young
 player with a huge upside

Nick Grams

Position: OL
Height: 6'0
Weight: 170
Year: Freshman
Varsity Letters: 0
2017 Stats:
 No varsity stats



Coach Grube Says:
 Aggressive young player
 who has done great things
 in camp... Looking for big
 things

Mitch Shearer

Position: OL
Height: 5'8
Weight: 145
Year: Senior
Varsity Letters: 2
2017 Stats:
 No varsity stats



Coach Grube Says:
 Great young man that
 continues to work
 hard and will compete
 on the O-line

Frank Hegedus

Pronunciation:
 Hege-a-das
Position: OL
Height: 6'1
Weight: 210
Year: Junior
Varsity Letters: 0
2017 Stats:
 No varsity stats



Coach Grube Says:
 Team player that will
 add depth to the
 offensive line

Daniel Jones

Position: OL/DL
Height: 5'10
Weight: 160
Year: Freshman
Varsity Letters: 0
2017 Stats:
 No varsity stats



Coach Grube Says:
 Loves the game...
 Has a big upside

John McClure

Position: LB
Height: 5'10
Weight: 225
Year: Sophomore
Varsity Letters: 0
2017 Stats:
 No varsity stats



Coach Grube Says:
 Blue collar Kenston
 football player...
 Very hard worker...
 Has really sharpened
 his skills

Alex Robarge

Pronunciation:
 Robe-arge
Position: OL
Height: 6'4
Weight: 320
Year: Senior
Varsity Letters: 2
2017 Stats:
 Started 9 of 10 games,
 won about every post
 season award



Coach Grube Says:
 Great Frame...True
 football player...
 Good off-season will
 impact his playing time

PLAYER PROFILES

Mitch Sotera

Position: DL
Height: 6'1
Weight: 310
Year: Senior
Varsity Letters: 1
2017 Stats:
 11 tackles



Coach Grube Says:
 Returning Nose Tackle...
 Looking for big things on
 the defensive line this
 year

George Sell

Position: OL
Height: 6'4
Weight: 225
Year: Junior
Varsity Letters: 1
2017 Stats:
 Started all 10 games



Coach Grube Says:
 Should be the anchor
 at left tackle...Could be
 one of the league's best...
 Iron Man Award winner

Declan Swope

Position: OL
Height: 6'2
Weight: 230
Year: Junior
Varsity Letters: 0
2017 Stats:
 No varsity stats



Coach Grube Says:
 Tough young man...
 Great attitude...Can play
 all O-line positions

Andrew Kooser

Position: QB
Height: 5'10
Weight: 165
Year: Freshman
Varsity Letters: 0
2017 Stats:
 No varsity stats



Coach Grube Says:
 Great athlete who will
 compete for the backup
 QB job

Jack London

Position: WR
Height: 5'10
Weight: 140
Year: Freshman
Varsity Letters: 0
2017 Stats:
 No varsity stats



Coach Grube Says:
 Nice athlete who could
 develop into a very good
 player

Nick Snider

Position: LB
Height: 5'8
Weight: 150
Year: Freshman
Varsity Letters: 0
2017 Stats:
 No varsity stats



Coach Grube Says:
 Excellent attitude...
 Bomber mentality
 that will lead him to
 great things

Blake Torres

Position: K
Height: 6'
Weight: 155
Year: Junior
Varsity Letters: 1
2017 Stats:
 21 Kickoffs
 averaging 43.3 yards,
 2 PATs



Coach Grube Says:
 Promising kicker that's
 been working hard all
 summer...

Nick Cowoski

Position: DB
Height: 5'6
Weight: 125
Year: Freshman
Varsity Letters: 0
2017 Stats:
 No varsity stats



Coach Grube Says:
 Impactful athlete that
 has already impressed
 the coaching staff...
 Competing for time on
 Friday night





VENGEANCE .3

BOMBER AWARDS AND TRADITIONS

HAMMER AWARD: Decided by the coaching staff, this award is given to the player that demonstrates the toughest, most physical performance. The "Hammer Award" is given to one offensive player and one defensive player each week.

SLEDGEHAMMER AWARD: Given out at the end of the year to the players that earned the most "Hammer Awards" during the season. Awarded to one offensive player and one defensive player at the end of the season.

HARD HAT AWARD: Earned by the player that defines being a Kenston Bomber. Described by Coach Grubich; this player is a Blue collar, lunch pail kid that shows up every day, works his tail off and inspires his teammates to be better.

IRONMAN AWARD: Coaches award given for outstanding work in the weight room throughout the year.


LINEBACKER U: Not an award or personal accomplishment, but just a fact, Kenston produces great high school linebackers. In the history of Kenston football there have been 30 All-Ohio selections and 10 of those selections have been linebackers.

BATTLE OF 422: Less than 5 miles apart, Kenston vs. Chagrin is a rivalry game that has lasted over 60 years. The traditional game started in 1953 and continues to be one of the most intense games on the schedule. To this day the winning school receives the Kenston/Chagrin "split" helmet trophy. There simply is no better rivalry in high school sports!

VICTORY COIN: Given out to players, coaches, and support staff in celebration of winning the "Battle of 422."

EARN YOUR STARS AND STRIPES: A team tradition that occurs at the end of training camp. After completing the rigors of two practices a day for three weeks, the players who make it add decals to their blank helmet, transforming it into the iconic Kenston Bomber/Dallas Cowboy helmet.

K-KLUB: The Kenston K-Klub was formed during the fall of 1953 as a vehicle to form a brotherhood between the two newly merged schools of Auburn and Bainbridge. Anyone who had won a varsity letter at either high school could join. The first K-Klub started with 17 members. In the early years, the club raised money for their varsity jackets through dues, selling concessions and from a talent show. Today, the club still promotes comradery between lettermen in all sports.



WHY THE BOMBERS AND WHY THE STAR?

Prior to the consolidation of Auburn High School and Bainbridge High School in 1953, the Bainbridge team nickname was Bombers. This was chosen by the student body due to the frequency of the World War II, B-25 bomber flying over the township from the Ravenna Arsenal. On the underside of the wing was the familiar star of the Army Air Corp. It was also chosen by the student body to use the star as the school insignia.

WHY KENSTON? In 1953, due to the small sizes of Auburn and Bainbridge High Schools, the two townships decided it would be more efficient to combine the two schools. At that time, there was a small area that overlapped both townships called Kent Town. It's not known who thought of the name Kenston, but it is known that Kenston comes from the name Kent Town because the overlap signified the combining of the two schools.



BOMBER AWARDS AND TRADITIONS

WHY COLUMBIA BLUE AND RED? The answer again traces back to when the two township districts combined. Auburn High School was known as the Redcats and their school colors were red and white. Bainbridge High School was known as the Bombers and their school colors were navy blue and white. It was decided that the new combined district would be housed at Bainbridge High School because it was the larger of the two schools. It was very important to the transition of the two rival schools that both be represented in school colors. Red, navy blue and white were the original colors. In 1958, it was decided to change the navy blue to Columbia because other Geauga County League teams, mainly West Geauga, were using red, white and navy blue as their colors.

WHY THE DALLAS COWBOY STAR? In 1968 and 1969, the community and school were growing at a rapid pace. The Superintendent P.T. Hill, Athletic Director Al Hrabak and Head Football Coach Jack Bair all wanted to change the uniform to signify success, strength and unity. They didn't have to look too far, with the star as common ground, they approached one of the most successful sports organizations of the 60s, the Dallas Cowboys. In the winter of 1968, Mr. Hrabak sent a letter requesting permission to copy the helmet and uniform. Permission was granted by the General Manager of the Cowboys, Tex Schramm with one catch; that Kenston pay a small royalty for each helmet they used. The two organizations agreed and Kenston became the only scholastic, collegiate or pro team that can legally use the Cowboy helmet and uniform. The letter below confirms this:

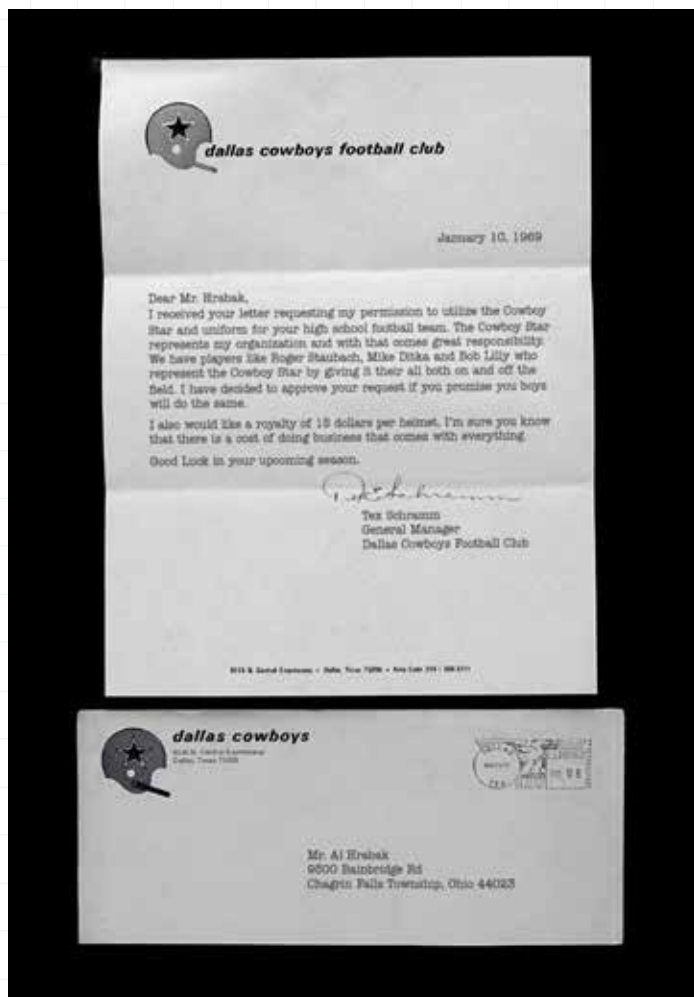
Dear Mr. Hrabak,
January 10, 1969

I received your letter requesting my permission to utilize the Cowboy Star and uniform for your high school football team. The Cowboy Star represents my organization and with that comes great responsibility. We have players like Roger Staubach, Mike Ditka and Bob Lilly who represent the Cowboy Star by giving it their all both on and off the field. I have decided to approve your request if you promise your boys will do the same.

I also would like a royalty of 15 dollars per helmet. I'm sure you know that there is a cost of doing business that comes with everything.

Good Luck in your upcoming season.

Tex Schramm
General Manager
Dallas Cowboys Football Club



KENSTON FOOTBALL LORE

- ★ In 1952, the Bainbridge Bombers were undefeated in their first year of football.
- ★ In 1953, Bainbridge and Auburn townships combined to form the Kenston District.
- ★ In 1964, first year of the CVC, Kenston was the smallest school in the league.
- ★ Throughout the years, prior to football games, a bomber plane from the Ravenna Arsenal would do a flyover the stadium.
- ★ Prior to a 1986 playoff game versus Campbell Memorial at Mollenkopf Stadium in Warren, Kenston arranged a flyover to get the crowd fired up. The pilot, a big Kenston fan, came in dangerously low to the field and subsequently lost his pilot's license because of it.
- ★ 1960 was Kenston's first win over Chagrin Falls.
- ★ Sometime in the 70s, the Chagrin Falls football team waited to arrive at Kenston until just prior to kick-off, coming on to the field at the last second. Kenston did the same thing to Chagrin the next year causing the CVC to make a rule about arrival times.
- ★ It is well known how heat and moisture tire an athlete out. Most years during the 80s and 90s, Kenston would arrive to Chardon's visitors locker-room with all the hot showers running and the locker-room full of steam.
- ★ In the early 70s, on an away game at Wickliffe, Coach Gorby and staff picked up and moved a Volkswagen blocking access to the stadium road. This cleared the way for the bus, so the team didn't have to walk to the stadium.
- ★ In 1966, the middle school program was introduced.
- ★ In the mid 70s, Assistant Coach Frank Kitko started the first Bomber weight room program.
- ★ Trenton Hillier was a two-sport letter winner in both basketball and football while at Georgetown University
- ★ When stadium flyovers happened, the planes were mostly actual bombers that came from the Ravenna arsenal. One year, a Kenston supporter, who personally owned a Russian MIG, used it for a stadium flyover. Zinn Gorby said he looked up and thought we were under attack! Many fans and players thought the same thing!


- ★ On a road trip to Madison, only a few miles from the stadium, the bus got a rear flat tire that caught fire. The bus driver started to pull over and the head coach, who will remain anonymous, said, "You're not pulling this thing over, not until we get the stadium, we can't be late". The driver limped the smoking bus all the way there and the coach didn't get penalized for delay of game.
- ★ Opposing coaches knew about the Bombers access to aircraft. Chardon coach Bob Doyle once cleared his practice field when he noticed a helicopter circling above the week they played Kenston. He actually thought it was Coach Gorby watching practice.
- ★ The first time the coaches met long-time team doctor Alan Gurd was very interesting. He was standing in the end zone waiting for practice to end to introduce himself. The coaches thought he was a scout from the opposing team that week. They moved practice and sent the big offensive line coach over who promptly kicked Doc Gurd off the field.
- ★ The Battle of 422 trophy was held by Kenston when the rival Tigers came to Kenston, and won it back on a last second controversial call. The Kenston Head Coach was so upset that he refused to give the trophy back that night. The Tigers called repeatedly throughout the year to get the trophy with the same result, no trophy. A year later the Bombers took the trophy to Chagrin, and won the game keeping the trophy for another year.
- ★ In 1981, the Bombers were in a hard-fought battle for the conference title with Solon. The game was tied 6-6 at halftime. The Bombers, who were wearing white, took the field to receive the second half kickoff when it started to snow. As the ball was kicked, the snow turned into a complete whiteout. Bomber running back Denny Bisesi unbelievably caught the ball, and went 90 yards untouched for the winning score. The snow started to taper off as he crossed the goal line and completely stopped less than a minute later. In fact, no one on the field or in the stands really knew he had the ball, let alone scored a touchdown because of the heavy snow. Kenston won the game 14-6 and the conference.



LEGENDS AND GREATS

DR. ALAN GURD Team Doctor: 1976-2016

Dr. Alan Gurd and his family (wife Ruth, and four boys under 8 years old - Jenny was born in Ohio) immigrated to America from Belfast, Northern Ireland via the Queen Elizabeth II in July 1976. He was recruited by the Cleveland Clinic Foundation to create and lead the pediatric orthopedic department there. He started as Kenston Football team doctor that fall. Doc Gurd was a former track and rugby stand out athlete in high school and at Queens University in Belfast. He also played international rugby on the Irish National Team. His competitiveness and love of sports continue as he still plays golf and racquetball several times each week. And he still roams the sidelines for home football games and enjoys watching Kenston basketball and wrestling... and any sport that involves one of his six grandchildren.



Doc Gurd enjoyed having Andy and David on the sidelines with him when they were young. The pre-game locker room, at halftime, and post-game is where Gurd (and the boys) learned a lot of American slang. Doc Gurd very much enjoyed his relationship with the coaches, players, and parents of Kenston football, and athletics in general. Alan, Colin, and Jenny all very successfully participated in Track and Cross Country, and Doc Gurd provided care for shin splints and other related health needs. True friendships were formed over the many years, creating a true sense of community. Kenston athletes would come to the Gurd home and many diagnoses and "quick fixes" were performed at the kitchen table or even in the garage. Doc Gurd enjoyed caring for kids with all types of orthopedic conditions and used his personality, wit, and humor to make doctor visits a joy for his patients and families. At the Cleveland Clinic he mastered caring for some of the most complex orthopedic conditions seen today and traveled to Ethiopia, Africa and Haiti to help the less fortunate via the healthcare charity group Orthopedics Overseas.

Doc Gurd has the distinction as the only doctor in CVC history to be asked to leave the sidelines for a game due to his critique of the officiating. Even after 30 years of covering the sidelines and following games closely, Gurd still states he never played the game and therefore doesn't fully understand the rules, but this did not stop him from letting the refs know his thoughts on each call - at least when calls went against the Kenston boys. In addition to being an awesome doctor, Doc Gurd was very competitive. He loved to watch the games and see Kenston win. This was especially true when his kids were playing. This might be the explanation for allowing Andy to play three quarters with a broken arm against Mayfield in his senior year. Sometimes aspirin and a little more tape are enough!

Doc Gurd retired from the Cleveland Clinic Foundation in 2014. He was team doctor for the Kenston Bombers from 1976 until 2016. He loved his work on Kenston's sidelines as much as his work at the Cleveland Clinic, and feels privileged to have served both. Go Bombers!

LEGENDS AND GREATS

ZINN GORBY Head Coach: 1972-1985 1992-1993

A teacher, a coach, an administrator, and a fan, Zinn Gorby was a West Greene High School graduate who went on to major in education at West Liberty State College. Zinn was an athlete in both high school and college playing football and running track. Zinn's first coaching job was with his mentor and former Kenston head coach Jack Bair at Tuscarawas Valley high school in 1964 where he helped coach the football team to the single A championship game. Zinn came to Kenston in 1967 with Coach Bair, and took over as head coach in 1972 when Bair left to coach for Maple Heights. In his 16 years as head coach, Zinn became and remains the most winningest coach in the history of Kenston football with a record of 106-49-5. He also led the Bombers to their first playoff appearance capping off an undefeated season in 1981, which was also the year he was named the AP Coach of the Year. Zinn touched the lives of many Kenston student-athletes, but will always be remembered for his wit and unique perspective on high school football. So much that other coaches named a chapter of the fictitious football bible "The Book of Zinn." Veteran Geauga county coaches still quote from it frequently, "If you tie for the conference championship, and you beat the team you're tied with, then that's a championship."

AL HRABAK Full Back: 1952 Head Coach: 1964 - 1966 Athletic Director: 1966 -1985

Al Hrabak has spent a lifetime around Kenston athletics. Hrabak is the original Bomber having played on the Bainbridge Bombers first 11-man football team. The 1952 team, which Hrabak was voted the MVP, also has the distinction of winning the Bombers first conference championship and also being the first Bomber undefeated team at 6-0. Hrabak has the distinction of being the first Bomber to be selected All-Ohio in 1952. After college, Hrabak returned to Kenston as a teacher and was tapped to pilot the Bombers as head football coach. In 1966, due to his deep-seeded love for Kenston's athletics, Hrabak left coaching football to become Kenston's athletic director to make all Kenston sports teams great not just football. Hrabak led the Bomber athletics until his retirement from the district in 1985. During his tenure, Bomber athletics dominated on the fields and the courts winning 13 conference all sports trophies. Today, Hrabak's passion for Kenston sports continues as you see him in the stands cheering his bombers on.

TRENT HILLIER Wide Receiver/Punter/Kicker: 1995 - 1998

Trent Hillier has the unique distinction as being Kenston's only two-time All-State football selection in two different positions. In 1997, Hillier was named second team All-Ohio Punter. That same year, Hillier led the State in punting average and led the area in field goals and PATs while being the team's leading receiver. In 1998, while still performing his kicking duties, Hillier had an exceptional year catching the football




LEGENDS AND GREATS

earning him first team All-Ohio honors. A multi-sport athlete, Hillier was also named All-Ohio third team (special mention) in basketball and is third on Kenston's list of all-time scorers. Hillier's multi-sport story doesn't stop there. Recruited by many schools to play football or basketball, Hillier chose Georgetown because they were able to capitalize on a seldom-used loophole in the NCAA rules enabling the Hoyas to give Hillier a football scholarship if he played both sports. The Hoyas basketball coaches were looking for a point guard and loved the fact that Hillier could fill the roll and they wouldn't have to use a basketball scholarship to do it. The four-year letterman was a starter at wide receiver and kicker, Hillier owns the single game receiving record with 13 receptions that still stands for the Hoyas. Hillier was also a four-year letterman in basketball playing in the grueling Big East Conference and in the NCAA tournament. In 2001, the 10th seeded Hoyas were knocked out in the Western regional semi-finals by the 3rd seed Maryland Terrapins. Hillier was a fan favorite, many a night at the MCI Center you would hear a common cheer by the fans of "Hillier, Hillier, Hillier."

JACK RUDNAY Center/Defensive line: 1961-1965

Jack Rudnay began a most-heralded football career in Bainbridge, Ohio. Jack was an excellent multi-sport athlete for the Bombers. Excelling at both football and wrestling, Jack was All-Conference in both sports, a KIT wrestling champion and qualified for the state wrestling championships in 1965. He was an excellent student and was the first Kenston football player to be recruited by major college programs. Playing center, Jack had offers from many Ivy League teams, but chose to attend Northwestern University in Evanston, Illinois. During his time as a Wildcat, he started 30 games and was named All-Big Ten in 1969. He was selected that year in the fourth round of the NFL draft by the Kansas City Chiefs. Jack had a 14-year career with the Chiefs winning Super Bowl IV, being named All-Pro four times, and was voted Captain of the Chiefs nine years in a row. He was voted into the Missouri Sports Hall of Fame and the Kansas City Chiefs Hall of Fame. An interesting fact, Rudnay wrestled his way through the State tournament with two separated shoulders!



TYSON WALTER Offensive/Defensive Tackle: 1992-1995

Tyson Walter graduated from Kenston in 1996, completing a storied football career. Walter played both ways for the Bombers earning All-Conference in 1994 and 1995. Walter was a leader on the 1995 team that finished as State runner-up and named first team All-Ohio for his impressive play and intensity. Walter accepted a football scholarship from the Ohio State University. In 1999, Walter was named the starter at left tackle replacing the great Orlando Pace. After being granted an additional year of eligibility due to injury, Walter returned as a sixth-year senior to achieve a school record of 49 straight starts for the Buckeyes, and earned All-Big Ten honors. Walter was selected by the Dallas Cowboys in the sixth round of the 2002 NFL Draft. He was one of three Ohio State players selected by the Cowboys that year. Walter had a 6-year career in the NFL playing for the Cowboys, Texans, Redskins and Packers.

ALL-OHIO PLAYERS



VENGEANCE .3



2017
Jack Porter
1st Team
Running Back



2017
Bransen Stanley
2nd Team
Wide Receiver



2017
Alex Robarge
2nd Team
Offensive Line



2014
Lovell Spruce
2nd Team
Defensive Line



2014
Nick Lewis
2nd Team
Offensive Line



2012
Sam Coverdale
1st Team
Offensive Line

ALL-OHIO PLAYERS



2011
Alex Kocheff
1st Team
Defensive Back




2009
Pat Behm
1st Team
Linebacker




2009
Pat Porter
2nd Team
Running Back



2007
Brett Tevepaugh
1st Team
Punter



2000
Mike Moran
2nd Team
Linebacker



2000
Bill Atkinson
1st Team
Offensive Line



1999
Adriel Fraizer
1st Team
Linebacker



1998
Ben Timmons
2nd Team
Offensive Line




1998
Trenton Hillier
1st Team
Wide Receiver

VENGEANCE .3

ALL-OHIO PLAYERS



1997
Trenton Hillier
2nd Team
Punter




1995
Mark Kautzman
1st Team
Defensive Line



1995
John Wervey
1st Team
Linebacker



1995
Andy Rule
1st Team
Linebacker



1995
Tyson Walter
1st Team
Offensive Line



1993
Todd Bush
1st Team
Linebacker



1992
Tom Gabram
2nd Team
Defensive Back



1992
Lloyd Kessler
1st Team
Linebacker



1988
Tom Rodeno
1st Team
Defensive Line

VENGEANCE .3

ALL-OHIO PLAYERS



1987
Judah Herman
1st Team
Linebacker




1986
Darryl Wodecki
1st Team
Defensive Line



1986
Jon Dawson
2nd Team
Offensive Line



1982
Leonard "Smiley" Phillips
2nd Team
Linebacker



1974
Steve Yurko
1st Team
Offensive Line



1965
Jack Rudnay
Offensive Line

VENGEANCE .3

COLLEGE PLAYERS

Graduation Year	Name	School
2018	Max Czech	Westminster College
2018	Austin Safko	John Carroll University
2018	Kee-Shaun Merrill	Ashland University
2017	Spencer Zak	Ashland University
2017	James Thigpen	Notre Dame College
2017	Mike Leshner	Hiram College
2017	Nick Hanna	College of Wooster
2016	Parker Gdula	University of Findley
2016	Cole Maniglia	Marietta College
2015	Mike Kruger	Ashland University
2015	Will Bush	John Carroll University
2014	Chris Ross	Youngstown State University
2014	James Gruver	University of Rochester
2014	Pedro Velasco	Tiffin University
2014	Brian Bindernagel	University of Mount Union
2014	Sam Gambatese	University of Mount Union
2013	Adam Grey	John Carroll University
2013	Russell Lewis	Marietta College
2013	Ryan Snedeker	Washington and Jefferson College
2013	Sam Coverdale	Northwestern University
2013	Darryl Richards	Toledo University
2013	Nate Lewis	Case Western Reserve University
2012	Alex Kocheff	University of Mount Union
2011	Randy Toth	Gannon University
2011	James Romanowski	Hiram College

Graduation Year	Name	School
2010	Jim Tomcufcik	College of Wooster
2010	Matt Reeder	College of Wooster
2010	Drew Ross	Ohio Northern
2010	Kevin DeFranco	University of Rochester
2010	Dan Sciortino	Washington and Jefferson College
2010	Pat Behm	Mercyhurst University
2009	Percy Johnson	University of Akron
2009	AJ Holderman	Robert Morris University
2009	Tory Treu	Davidson College
2001	Brian Barthlemes	University of Virginia
2001	Bill Atkinson	John Carroll University
2001	Drew Butler	Layfatte College
2000	Aaron Martin	College of Wooster
2000	Perrier Paul	Ohio University
2000	Adreiel Fraizer	West Virginia State University
2000	Joe Valvoda	Edinboro University
1999	Ben Timmons	West Virginia University
1999	Mike Phillips	Clarion State University
1999	Peter Franz	Wittenburg University
1999	Ryan Reardon	John Carroll University
1999	Aaron Flowers	Edinboro University
1999	Matt Blouir	University of Mt. Union
1999	Trenton Hillier	Georgetown University
1998	Mike Murton	Edinboro University
1998	Brian Shellito	College of Wooster

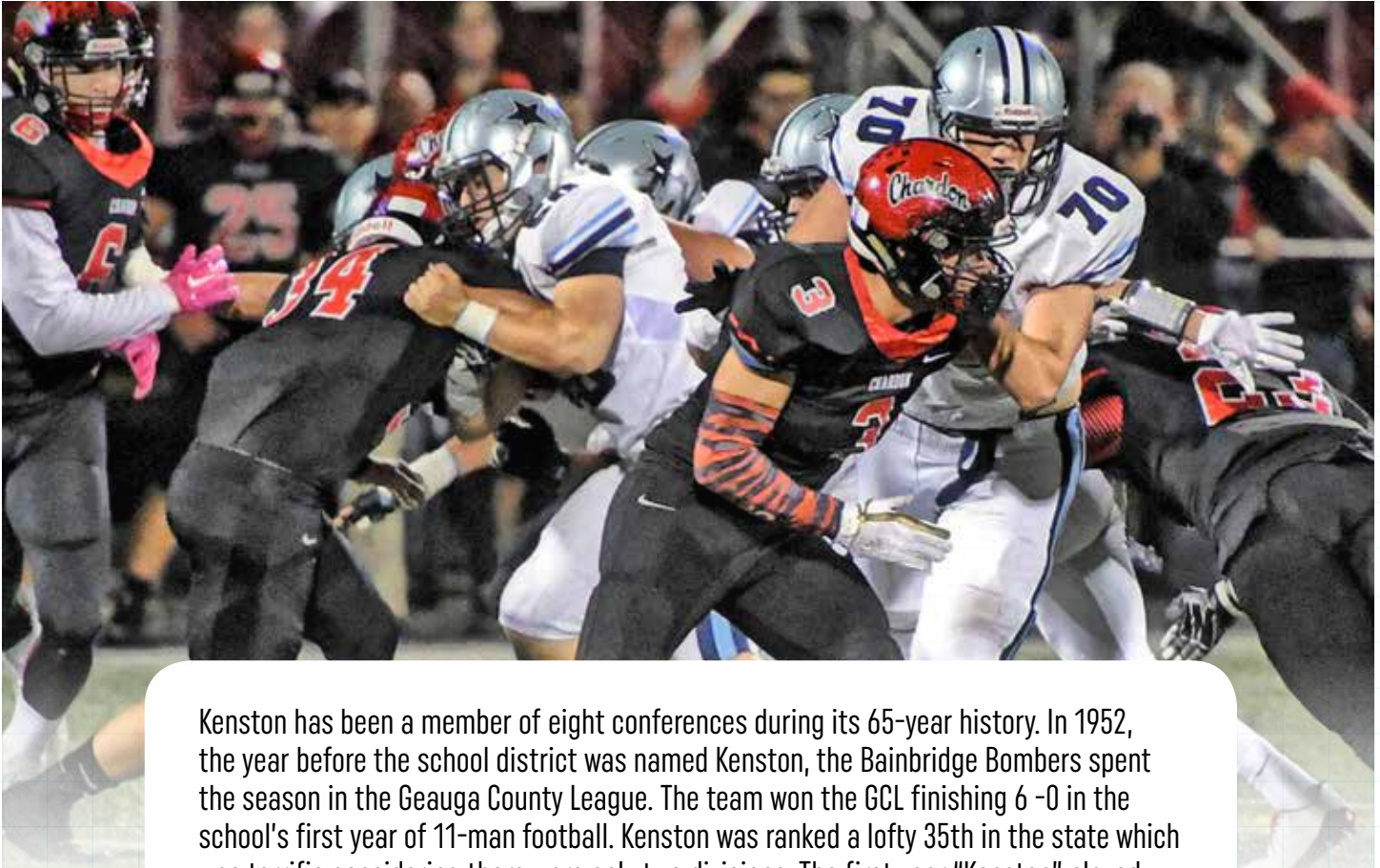
COLLEGE PLAYERS

Graduation Year	Name	School
1998	Josh Goldsmith	Miami of Ohio
1998	Nate Nosal	Grove City College
1998	Peter Hays	California University of Pennsylvania
1998	Matt Cruxton	Hiram College
1998	Mickey Kostelnik	John Carroll University
1997	Kris Mackey	College of Wooster
1997	Chuck Arnold	Case Western Reserve
1997	Andy Kuhn	Allegheny College
1996	Tyson Walter	The Ohio State University
1996	Mark Kautzman	Bowling Green State University
1996	Mike Thompson	Buchnell University
1996	Jack Cudzillo	Allegheny College
1996	Andy Rule	Air Force Academy
1994	Todd Bush	Bowling Green State University
1994	Josh Luoma	Hiram College
1993	Tom Gabram	Bowling Green State University
1993	Tim Knox	Hiram College
1993	Llyod Kessler	West Liberty University
1992	Brian Gliba	Virginia Military Institute
1991	Damon Mintz	John Carroll University
1991	Andy Koballa	Marietta College
1989	Judd Mintz	Liberty University
1989	Tom Rodeno	Northwestern University
1988	Judah Herman	The Ohio State University
1988	Ken McClintock	University of Minnesota
1987	Andy Gurd	The Ohio State University

Graduation Year	Name	School
1985	Chris Lencewicz	University of Pennsylvania
1985	Rob Fogarty	Eastern Michigan
1985	Mike Newman	John Carroll University
1984	Hank Newman	John Carroll University
1983	Leonard "Smiley" Phillips	Salem International University
1982	Shaun Walker	Central State University
1982	Nick Zsbedics	Waldorf
1981	Greg Randall	University of Michigan
1981	Lou Mantush	Youngstown State University
1980	Tim Hissam	Richmond University
1979	Greg Goodman	Southwest Texas State
1978	Curlin Beck	West Virginia University
1978	Karl Schlatzer	Bentley University
1977	Stuart Harris	University of Michigan
1976	Roger Bergh	Akron University
1974	Dave Heun	Waldorf University
1973	Bob Heun	Baldwin Wallace College
1972	Mike Law	Iowa University
1969	Kevin O'Brien	Waldorf University
1969	Mark Tiffel	Baldwin Wallace College
1966	Paul Rondo	Penn State University
1965	Jack Rudnay	Northwestern University
1965	Paul Hoehne	Rutgers University
1965	Paul Barrett	Bowling Green State University

For additions, email: gabe@blastercorp.com

CONFERENCE HISTORY



VENGEANCE .3

Kenston has been a member of eight conferences during its 65-year history. In 1952, the year before the school district was named Kenston, the Bainbridge Bombers spent the season in the Geauga County League. The team won the GCL finishing 6-0 in the school's first year of 11-man football. Kenston was ranked a lofty 35th in the state which was terrific considering there were only two divisions. The first year "Kenston" played football as a combined district was in 1953. The members of the Geauga County League consisted of member schools Kenston, Newbury, West Geauga, Thompson, Middlefield, and Burton.

This conference lasted till 1960, which saw the Bombers join the Great Lakes League for the next four years. Schools participating in the GLL, which became the Great Lakes Conference after two years, were Kenston, Middlefield Cardinal, Kirtland, Burton, West Geauga, and Newbury.

In 1964, Kenston joined the newly formed Chagrin Valley Conference. Schools in the CVC at this time were Kenston, Solon, West Geauga, Orange, Twinsburg, and Chagrin Falls. This familiar membership lasted until 1997 when Kenston joined the Western Reserve Conference, leaving behind its 33-year tie to the CVC. The new WRC membership included Solon, Ravenna, Hudson, Twinsburg, Nardon, Mayfield, and Barberton. After eight years, the Bombers were asked to reapply to the CVC and rekindle past rivalries. So in 2005, the CVC got back together. Kenston joined Aurora, Perry, West Geauga, Wickliffe, Orange, Beachwood, and Chagrin Falls.

In 2015, the Bombers were penalized once again for their success. The CVC reformed and excluded Kenston and Aurora. The Western Reserve Conference was also reorganizing and welcomed the Bombers back. The current WRC consists of eight schools including Kenston, Chardon, Willoughby South, Eastlake North, Madison, Painesville Riverside, Mayfield, and Brush.




CONFERENCE CHAMPIONSHIPS



1952 GEAUGA COUNTY LEAGUE CHAMPIONS

6-0



1960 GREAT LAKES LEAGUE CHAMPIONS

6-2



1969 CHAGRIN VALLEY CONFERENCE CHAMPIONS

8-2

VENGEANCE .3

CONFERENCE CHAMPIONSHIPS



1981 CHAGRIN VALLEY CONFERENCE CHAMPIONS

10-0



1984 CHAGRIN VALLEY CONFERENCE CHAMPIONS

8-2



1986 CHAGRIN VALLEY CONFERENCE CHAMPIONS

8-2

VENGEANCE .3



CONFERENCE CHAMPIONSHIPS



1988 CHAGRIN VALLEY CONFERENCE CHAMPIONS

7-3



1992 CHAGRIN VALLEY CONFERENCE CHAMPIONS

9-1



1995 CHAGRIN VALLEY CONFERENCE CHAMPIONS

9-1

VENGEANCE .3

CONFERENCE CHAMPIONSHIPS



1997 WESTERN RESERVE CONFERENCE CHAMPIONS

7-3



2010 CHAGRIN VALLEY CONFERENCE CHAMPIONS

8-2



2014 CHAGRIN VALLEY CONFERENCE CHAMPIONS

8-2

VENGEANCE :3



OHSAA PLAYOFF HISTORY

1981 SEASON

Division 3 Region 9
November 13, 1981
At Kent Roosevelt Stadium
Attendance: 5000
Round: Regional Semi-Final
Records: Kenston 10-0

St. Vincent St. Mary's 9-1

Head Coach: Zinn Gorby

SCORING	1	2	3	4	F
Kenston	0	0	0	0	0
SVSM	7	16	0	0	23

SCORING SUMMARY:

FIRST QUARTER

7:26 STV Wallace 2-yard run (Groza kick)

SECOND QUARTER

7:26 STV Wallace 12-yard run (Groza kick)
2:39 STV Safety (Randall Tackled in end zone)
0:26 STV Wallace 24-yard run (Groza kick)

THIRD QUARTER

FORTH QUARTER

1986 SEASON

Division 3 Region 9
November 8, 1986
At Parma Byers Field
Attendance: 6000
Round: Regional Semi-Final
Records: Kenston 8-2

Garfield HTS. Trinity 10-0

Head Coach: Paul Koballa

SCORING	1	2	3	4	F
Kenston	0	14	7	3	24
Trinity	0	0	7	0	7

SCORING SUMMARY:

FIRST QUARTER

SECOND QUARTER

10:39 KEN McClintock 9-yard run (Wodecki kick)
4:25 KEN Gurd 9-yard run (Wodecki kick)

THIRD QUARTER

9:43 TRI Schumacher 10-yard pass from Chesser (Perrine kick)
8:58 KEN Gurd 64-yard run (Wodecki kick)
2:30 TRI Schumacher 3-yard pass from Chesser

FORTH QUARTER

10:09 TRI Svoboda 13-yard pass from Chesser (Perrine kick)
1:25 KEN Wodecki 30-yard field goal

1986 SEASON

Division 3 Region 9
November 15, 1986
At Warren Mollenkopf Stadium
Attendance: 3890
Round: Regional Final
Records: Kenston 9-2

Campbell Memorial 10-1

Head Coach: Paul Koballa

SCORING	1	2	3	4	F
Kenston	14	0	0	7	21
Mem	0	0	0	7	7

SCORING SUMMARY:

FIRST QUARTER

10:39 KEN Gurd 3-yard run (Wodecki kick)
0:31 KEN Dinello 9-yard run (Wodecki kick)

SECOND QUARTER

THIRD QUARTER

FORTH QUARTER

7:48 KEN Gurd 11-yard run (Wodecki kick)
4:28 MEM Wicks 40-yard punt return

1986 SEASON

Division 3 Region 9
November 22, 1986
At Akron Rubber Bowl
Attendance: 5219
Round: State Semi-Final
Records: Kenston 10-2

St. Clairsville 11-1

Head Coach: Paul Koballa

SCORING	1	2	3	4	F
Kenston	3	7	6	6	22
St. Clairsville	0	21	0	0	21

SCORING SUMMARY:

FIRST QUARTER

2:30 KEN Wodecki 27-yard field goal

SECOND QUARTER

11:28 STC Spencer 38-yard run (Prittenger kick)
7:07 STC Spencer 13-yard run (Prittenger kick)
4:20 KEN McClintock 1-yard run (Wodecki kick)
1:20 STC Vincent 7-yard run (Prittenger kick)

THIRD QUARTER

3:11 KEN McClintock 1-yard run (pass failed)

FORTH QUARTER

0:39 KEN Dinello 1-yard run (pass failed)

OHSAA PLAYOFF HISTORY

1986 SEASON

Division 3 Region 9
November 29, 1986
At Ohio Stadium
Attendance: 8203
Round: State Final
Records: Kenston 11-2

Cincinnati Academy of Physical Education 12-1

Head Coach: Paul Koballa

SCORING	1	2	3	4	F
Kenston	0	0	0	6	6
CAPE	0	7	0	0	7

SCORING SUMMARY:

FIRST QUARTER

SECOND QUARTER

11:28 STC Clark 5-yard pass from Lee (McFadden kick)

THIRD QUARTER

FORTH QUARTER

0:39 KEN Dinello 4-yard run (kick blocked)

1995 SEASON

Division 3 Region 9
November 10, 1995
At Solon Stewart Field
Attendance: 5289
Round: Regional Semi-Final
Records: Kenston 9-1

Revere 7-3

Head Coach: Mike Knepp

SCORING	1	2	3	4	F
#1 Kenston	6	6	6	0	18
#4 Revere	0	0	0	0	0

SCORING SUMMARY:

FIRST QUARTER

3:11 KEN Rule 1-yard run (kick failed)

SECOND QUARTER

3:27 KEN Rule 1-yard run (run failed)

THIRD QUARTER

6:41 KEN Rule 2-yard pass from Lieberth (kick failed)

FORTH QUARTER

1995 SEASON

Division 3 Region 9
November 17, 1995
At Baldwin Wallace Finnie Stadium
Attendance: 4219
Round: Regional Final
Records: Kenston 10-1

Avon Lake 11-1

Head Coach: Mike Knepp

SCORING	1	2	3	4	F
#1 Kenston	0	14	0	0	14
#2 Avon Lake	0	0	0	0	0

SCORING SUMMARY:

FIRST QUARTER

SECOND QUARTER

10:28 KEN Rule 2-yard run (Noble kick)

1:07 KEN Lieberth 1-yard run (Noble kick)

THIRD QUARTER

FORTH QUARTER

1995 SEASON

Division 3 Region 9
November 24, 1995
At Akron Rubber Bowl
Attendance: 6359
Round: State Semi-Final
Records: Kenston 11-2

Poland Seminary 12-1

Head Coach: Mike Knepp

SCORING	1	2	3	4	F
#1 Kenston	0	13	7	0	20
#1 Poland	0	6	0	12	18

SCORING SUMMARY:

FIRST QUARTER

SECOND QUARTER

11:28 KEN Rule 38-yard interception return (Noble kick)

5:28 POL Detweiler 54-yard interception return (kick failed)

2:07 KEN Noble 24-yard pass from Lieberth (kick failed)

THIRD QUARTER

3:11 KEN Rule 1-yard run (Noble kick)

FORTH QUARTER

8:39 POL Detweiler 9-yard pass from Morall (kick failed)

2:39 POL Detweiler 13-yard pass from Morall (run failed)

OHSAA PLAYOFF HISTORY

1995 SEASON

Division 3 Region 9
 December 1, 1995
 At Massillon Paul Brown Tiger Stadium
 Attendance: 8779
 Round: State Final
 Records: Kenston 12-1

Clyde 12-1

Head Coach: Mike Knepp

SCORING	1	2	3	4	F
#1 Kenston	0	0	0	0	0
#1 Clyde	3	0	0	0	3

SCORING SUMMARY:

FIRST QUARTER

10:01 CLY Chagnon 32-yard field goal

SECOND QUARTER

THIRD QUARTER

FORTH QUARTER

1997 SEASON

Division 3 Region 9
 November 7, 1997
 At Euclid Panther Stadium
 Attendance: 8779
 Round: Regional Semi-Final
 Records: Kenston 7-3

Lake Catholic 9-1

Head Coach: Mike Knepp

SCORING	1	2	3	4	F
#4 Kenston	0	0	0	6	6
#1 Lake Catholic	7	7	14	0	28

SCORING SUMMARY:

FIRST QUARTER

2:06 LC Parker 15-yard run (Ovsenik kick)

SECOND QUARTER

2:06 LC Parker 15-yard run (Ovsenik kick)

THIRD QUARTER

2:06 LC Parker 41-yard run (Ovsenik kick)

2:06 LC Parker 7-yard run (Ovsenik kick)

FORTH QUARTER

2:06 KEN Reardon 8-yard run (kick failed)

2000 SEASON

Division 3 Region 9
 November 4, 2000
 At Hubbard Stadium
 Attendance: 2200
 Round: Regional Semi-Final
 Records: Kenston 5-5

Hubbard 8-2

Head Coach: Mike Knepp

SCORING	1	2	3	4	F
#8 Kenston	0	0	0	7	7
#1 Hubbard	0	7	0	3	10

SCORING SUMMARY:

FIRST QUARTER

SECOND QUARTER

4:20 HUB Smith 15-yard run (Desantis kick)

THIRD QUARTER

FORTH QUARTER

11:19 KEN Harsh 7-yard run (Bubovec kick)

3:04 HUB Desantis 23-yard field goal

2010 SEASON

Division 2 Region 5
 November 5, 2010
 At Mentor Osborne Stadium
 Attendance: 4471
 Round: Regional Semi-Final
 Records: Kenston 7-3

Lake Catholic 9-1

Head Coach: Roger Vasey

SCORING	1	2	3	4	F
#4 Kenston	0	0	0	0	0
#1 Lake Catholic	14	7	7	14	28

SCORING SUMMARY:

FIRST QUARTER

5:20 LC Sanders 6-yard run (Ivkovic kick)

2:36 LC Sanders 1-yard run (Ivkovic kick)

SECOND QUARTER

2:20 LC Sanders 1-yard run (Ivkovic kick)

THIRD QUARTER

8:23 LC Sanders 1-yard run (Ivkovic kick)

FORTH QUARTER

10:01 LC Michals 18-yard run (Ivkovic kick)

3:15 LC Michals 2-yard run (Ivkovic kick)

OHSAA PLAYOFF HISTORY

2012 SEASON

Division 2 Region 5
 November 2, 2012
 At Tallmadge Stadium
 Attendance: 3981
 Round: Regional Quarter-Final
 Records: Kenston 6-4

Tallmadge 8-2

Head Coach: Jeff Grubich

SCORING	1	2	3	4	F
#8 Kenston	0	12	7	7	26
#1 Tallmadge	0	10	6	7	23

SCORING SUMMARY:

FIRST QUARTER

SECOND QUARTER

10:30 TAL Edwards 27-yard field goal
 10:13 KEN Richards 74-yard run (kick failed)
 5:35 TAL Clark 32-yard run (Edwards kick)
 2:52 KEN Richards 61-yard pass to Tomcufcik (run failed)

THIRD QUARTER

10:40 KEN Richards 10-yard run (Kestranek kick)
 10:30 TALL Gotto 65-yard pass to Cleary (pass failed)

FORTH QUARTER

8:44 KEN Richards 16-yard run (Kestranek kick)
 3:15 TAL Gotto 9-yard pass to Cook (Edwards kick)

2012 SEASON

Division 2 Region 5
 November 2, 2012
 At Mentor Osborne Stadium
 Attendance: 6823
 Round: Regional Semi-Final
 Records: Kenston 6-4

Chardon 8-2

Head Coach: Jeff Grubich

SCORING	1	2	3	4	F
#8 Kenston	0	7	8	0	15
#4 Chardon	0	17	14	7	38

SCORING SUMMARY:

FIRST QUARTER

SECOND QUARTER

11:01 CHA Bolden 2-yard run (Bukovec Kick)
 8:41 KEN Richards 12-yard run (Kestranek kick)
 2:52 CHA Benenati 31-yard pass to Grey (Bukovec Kick)
 0:00 CHA Bukovec 27-yard field goal

THIRD QUARTER

6:38 CHA Bolden 5-yard run (Bukovec Kick)
 5:43 KEN Richards 73-yard pass to Brezovec (Lombardy run)

3:21 CHA Bukovec 18-yard field goal

FORTH QUARTER

7:05 CHA Benenati 10-yard run (Bukovec kick)

VENGEANCE .3



OHSAA PLAYOFF HISTORY

2013 SEASON

Division 2 Region 5

November 8, 2013

At Green Street Stadium

Attendance: 6823

Round: Regional Quarter-Final

Records: Kenston 7-3

St. Vincent St. Mary's 10-0

Head Coach: Jeff Grubich

SCORING	1	2	3	4	F
#8 Kenston	0	0	0	7	7
#1 SVSM	14	28	10	0	52

SCORING SUMMARY:

FIRST QUARTER

6:00 SVSM Campbell 18-yard run (Dembowski kick)

3:01 SVSM Campbell 28-yard pass from Bushner (Dembowski kick)

SECOND QUARTER

6:08 SVSM Lockett 7-yard run (Dembowski Kick)

5:20 SVSM Bischof 98-yard interception return (Dembowski kick)

2:35 SVSM Campbell 20-yard run (Dembowski kick)

2:01 SVSM Booker 58-yard interception return (Dembowski kick)

THIRD QUARTER

6:00 SVSM Campbell 32-yard run (Dembowski kick)

3:59 SVSM Dembowski 22-yard field goal

FORTH QUARTER

9:05 KEN Velasco 33-yard run (Deuley kick)

2014 SEASON

Division 3 Region 7

November 7, 2014

At Aurora Memorial Stadium

Attendance: 4870

Round: Regional Quarter-Final

Records: Kenston 7-3

Aurora 10-0

Head Coach: Jeff Grubich

SCORING	1	2	3	4	F
#5 Kenston	14	7	0	3	24
#4 Aurora	0	7	21	14	42

SCORING SUMMARY:

FIRST QUARTER

7:15 KEN Gdula 16-yard run (Deuley kick)

2:10 KEN Gdula 27-yard pass to Silbermann (Deuley kick)

SECOND QUARTER

7:37 AUR Smierciak 32-yard pass to Dinardo (Melchiori kick)

6:51 KEN Thigpen 5-yard run (Deuley kick)

THIRD QUARTER

9:14 AUR Piunno 2-yard run (Melchiori kick)

3:59 AUR Nelson 20-yard run (Melchiori kick)

2:46 AUR Smierciak 4-yard run (Melchiori kick)

FORTH QUARTER

11:58 KEN Deuley 27-yard field goal

9:28 AUR Piunno 18-yard run (Melchiori kick)

3:00 AUR Settecase 6-yard run (Melchiori kick)



ALL-TIME OPPONENT RECORD

Team	Win	Loss	Tie	First Year Played	Last Year Played	Times Played
Alliance	0	1	0	1959	1959	1
Amherst	2	0	0	2015	2016	2
Ash. St. John	0	1	0	1957	1957	1
Aurora	20	15	0	1954	2014	35
Avon Lake	1	0	0	1995	1995	1
Barberton	3	1	0	1997	2003	4
Beachwood	6	0	0	1966	2008	6
Brooklyn	4	1	0	1968	1982	5
Brush	13	2	0	1998	2017	15
Burton	6	6	0	1952	1963	12
Campbell Memorial	1	0	0	1986	1986	1
Canfield	0	3	0	1996	2016	3
Canton Lehman	2	0	0	1968	1970	2
C.A.P.E	0	1	0	1986	1986	1
Chagrin Falls	25	35	0	1953	2017	60
Chardon	22	19	1	1969	2017	42
Cleveland Lutheran East	3	1	0	1958	1961	4
Clyde	0	1	0	1995	1995	1
Conneaut	14	2	0	1968	1983	16
Courtland Lakeview	0	1	0	1991	1991	1
Crestwood	4	1	0	1971	2000	5
Cuyahoga Hts.	2	0	0	1962	1963	2
Eastlake North	1	2	0	2015	2017	3
Garfield Hts. Trinity	1	0	0	1986	1986	1
Geneva	1	0	0	2009	2009	1
Harvey	5	0	0	2010	2014	5
Hubbard	0	1	0	2000	2000	1
Hudson	1	3	0	1997	2012	4
Jefferson	1	1	0	1953	1954	2
Kent Roosevelt	7	10	0	1984	2010	17
Kent State UHS	0	2	0	1957	1958	2
Kirtland	2	3	0	1955	1963	5
Lake Catholic	0	2	0	1997	2010	2
Madison	8	3	0	1972	2017	11
Maple Heights	5	3	0	1989	2005	8
Mayfield	11	14	0	1983	2017	25
Medina	1	1	0	2015	2016	2



ALL-TIME OPPONENT RECORD

Team	Win	Loss	Tie	First Year Played	Last Year Played	Times Played
Middlefield Cardinal	6	7	0	1952	1963	13
Mogadore	0	1	0	1953	1953	1
Newbury	7	5	1	1952	1963	13
Nordonia	4	10	0	1966	2009	14
Orange	28	15	1	1964	2014	44
Our Lady of Lourdes	2	1	0	1962	1965	3
Perry	9	8	0	1996	2014	17
Poland Sem	1	1	0	1995	1995	2
Ravenna	3	3	0	1999	2004	6
Revere	3	0	0	1986	1995	3
Rittman	0	0	1	1975	1975	1
Riverside	1	2	0	2015	2017	3
Shaker Hts.	1	0	0	1988	1988	1
Solon	12	30	3	1960	2014	45
St. Clairsville	1	0	0	1986	1986	1
Streetsboro	1	0	0	2017	2017	1
Struthers	2	0	0	1992	1993	2
SVSM	0	3	0	1981	2013	3
Tallmadge	1	0	0	2012	2012	1
Thompson	6	2	0	1953	1960	8
Twinsburg	29	12	0	1964	2004	41
Uniontown Lake	1	1	0	2000	2001	2
Wadsworth	0	3	1	1963	1966	4
Warren LaBrae	1	0	0	1980	1980	1
Warrensville	1	0	0	1996	1996	1
Waterloo	3	0	0	1968	1970	3
West Geauga	38	23	1	1952	2017	62
Westlake	1	2	0	1980	1984	3
Wickliffe	23	7	0	1976	2014	30
Willoughby South	1	4	0	1964	2017	5
Youngstown Liberty	0	1	0	1969	1969	1
Youngstown South	1	0	0	1985	1985	1
	359	277	9			645

VENGEANCE .3

ALL-TIME SEASON

VENGEANCE .3

WESTERN RESERVE CONFERENCE					
2017	Kenston	41	Streetsboro	13	W
2017	Kenston	32	Chagrin	24	W
2017	Kenston	42	West Geauga	7	W
2017	Kenston	21	Eastlake North	18	W
2017	Kenston	48	Brush	52	L
2017	Kenston	12	Mayfield	38	L
2017	Kenston	56	Riverside	28	W
2017	Kenston	41	Madison	10	W
2017	Kenston	34	Chardon	15	W
2017	Kenston	38	Willoughby South	8	W
2017		365		213	Record 8-2

CHAGRIN VALLEY CONFERENCE					
2014	Kenston	14	Solon	20	L
2014	Kenston	7	Chardon	19	L
2014	Kenston	21	Brush	0	W
2014	Kenston	46	Wickliffe	0	W
2014	Kenston	38	Chagrin Falls	10	W
2014	Kenston	62	Orange	14	W
2014	Kenston	30	Perry	0	W
2014	Kenston	50	Harvey	27	W
2014	Kenston	50	West Geauga	27	W
2014	Kenston	31	Aurora	21	W
2014	#Kenston	24	Aurora	42	L
2014		350		125	Record 8-3

WESTERN RESERVE CONFERENCE					
2016	Kenston	21	Amherst	17	W
2016	Kenston	14	Medina	70	L
2016	Kenston	12	Canfield	44	L
2016	Kenston	25	Riverside	44	L
2016	Kenston	13	Mayfield	31	L
2016	Kenston	0	Chardon	48	L
2016	Kenston	28	Eastlake North	42	L
2016	Kenston	38	Willoughby South	45	L
2016	Kenston	7	Madison	21	L
2016	Kenston	31	Brush	24	W
2016		189		383	Record 2-8

CHAGRIN VALLEY CONFERENCE					
2013	Kenston	21	Solon	48	L
2013	Kenston	31	Chardon	21	W
2013	Kenston	23	Brush	22	W
2013	Kenston	47	Wickliffe	18	W
2013	Kenston	7	Chagrin Falls	14	L
2013	Kenston	70	Orange	48	W
2013	Kenston	19	Perry	15	W
2013	Kenston	49	Harvey	14	W
2013	Kenston	38	West Geauga	24	W
2013	Kenston	28	Aurora	63	L
2013	#Kenston	7	SVSM	52	L
2013		340		339	Record 7-4

WESTERN RESERVE CONFERENCE					
2015	Kenston	6	Amherst	3	W
2015	Kenston	27	Medina	24	W
2015	Kenston	7	Canfield	25	L
2015	Kenston	26	Riverside	43	L
2015	Kenston	13	Mayfield	42	L
2015	Kenston	13	Chardon	40	L
2015	Kenston	20	Eastlake North	38	L
2015	Kenston	36	Willoughby South	37	L
2015	Kenston	0	Madison	29	L
2015	Kenston	57	Brush	26	W
2015		205		307	Record 3-7

CHAGRIN VALLEY CONFERENCE					
2012	Kenston	14	Hudson	17	L
2012	Kenston	28	Chardon	29	L
2012	Kenston	30	Brush	16	W
2012	Kenston	63	Wickliffe	30	W
2012	Kenston	28	Chagrin Falls	14	W
2012	Kenston	65	Orange	37	W
2012	Kenston	34	Perry	14	W
2012	Kenston	55	Harvey	12	W
2012	Kenston	17	West Geauga	21	L
2012	Kenston	20	Aurora	48	L
2012	#Kenston	26	Tallmadge	23	W
2012	#Kenston	15	Chardon	34	L
2012		395		295	Record 7-5



ALL-TIME SEASON

CHAGRIN VALLEY CONFERENCE					
2011	Kenston	0	Hudson	35	L
2011	Kenston	26	Chardon	41	L
2011	Kenston	31	Brush	27	W
2011	Kenston	35	Wickliffe	12	W
2011	Kenston	28	Chagrin Falls	48	L
2011	Kenston	47	Orange	0	W
2011	Kenston	28	Perry	14	W
2011	Kenston	55	Harvey	6	W
2011	Kenston	12	West Geauga	9	W
2011	Kenston	7	Aurora	49	L
2011		269		241	Record 6-4

CHAGRIN VALLEY CONFERENCE					
2008	Kenston	0	Roosevelt	35	L
2008	Kenston	3	Chardon	7	L
2008	Kenston	3	Nordonia	38	L
2008	Kenston	33	Beachwood	8	W
2008	Kenston	6	West Geauga	32	L
2008	Kenston	0	Aurora	55	L
2008	Kenston	21	Perry	48	L
2008	Kenston	27	Wickliffe	14	W
2008	Kenston	0	Chagrin Falls	25	L
2008	Kenston	7	Orange	18	L
2008		100		280	Record 2-8

CHAGRIN VALLEY CONFERENCE					
2010	Kenston	14	Roosevelt	34	L
2010	Kenston	21	Chardon	14	W
2010	Kenston	19	Brush	14	W
2010	Kenston	39	Wickliffe	0	W
2010	Kenston	26	Chagrin Falls	27	L
2010	Kenston	32	Orange	21	W
2010	Kenston	28	Perry	14	W
2010	Kenston	55	Harvey	17	W
2010	Kenston	21	West Geauga	14	W
2010	Kenston	20	Aurora	13	W
2010	#Kenston	0	Lake Catholic	42	L
2010		261		176	Record 8-3

CHAGRIN VALLEY CONFERENCE					
2007	Kenston	35	Roosevelt	14	W
2007	Kenston	7	Chardon	49	L
2007	Kenston	28	Nordonia	38	L
2007	Kenston	41	Beachwood	0	W
2007	Kenston	27	West Geauga	7	W
2007	Kenston	13	Aurora	14	L
2007	Kenston	14	Perry	31	L
2007	Kenston	48	Wickliffe	7	W
2007	Kenston	19	Chagrin Falls	15	W
2007	Kenston	48	Orange	13	W
1997		280		188	Record 6-4

CHAGRIN VALLEY CONFERENCE					
2009	Kenston	0	Roosevelt	38	L
2009	Kenston	37	Chardon	19	W
2009	Kenston	28	Nordonia	14	W
2009	Kenston	42	Wickliffe	7	W
2009	Kenston	13	Chagrin Falls	20	L
2009	Kenston	21	Orange	0	W
2009	Kenston	19	Perry	8	W
2009	Kenston	33	Geneva	13	W
2009	Kenston	0	West Geauga	21	L
2009	Kenston	2	Aurora	20	L
2009		195		160	Record 6-4

CHAGRIN VALLEY CONFERENCE					
2006	Kenston	28	Roosevelt	35	L
2006	Kenston	10	Chardon	7	W
2006	Kenston	25	Nordonia	28	L
2006	Kenston	7	West Geauga	28	L
2006	Kenston	17	Aurora	24	L
2006	Kenston	7	Perry	21	L
2006	Kenston	35	Wickliffe	0	W
2006	Kenston	28	Chagrin Falls	0	W
2006	Kenston	35	Orange	13	W
2006	Kenston	35	Beachwood	0	W
2006		227		156	Record 5-5

VENGEANCE .3

ALL-TIME SEASON

CHAGRIN VALLEY CONFERENCE					
2005	Kenston	35	Roosevelt	18	W
2005	Kenston	21	Chardon	7	W
2005	Kenston	14	Maple Hts.	31	L
2005	Kenston	49	West Geauga	21	W
2005	Kenston	7	Aurora	21	L
2005	Kenston	19	Perry	14	W
2005	Kenston	27	Wickliffe	0	W
2005	Kenston	7	Chagrin Falls	20	L
2005	Kenston	28	Orange	2	W
2005	Kenston	28	Beachwood	21	W
2005		235		155	Record 7-3

WESTERN RESERVE CONFERENCE					
2002	Kenston	0	Chagrin Falls	28	L
2002	Kenston	55	Perry	17	W
2002	Kenston	23	West Geauga	13	W
2002	Kenston	38	Ravenna	20	W
2002	Kenston	28	Barberton	14	W
2002	Kenston	7	Solon	24	L
2002	Kenston	5	Brush	21	L
2002	Kenston	36	Twinsburg	32	W
2002	Kenston	24	Mayfield	0	W
2002	Kenston	13	Nordonia	31	L
2002		229		200	Record 6-4

WESTERN RESERVE CONFERENCE					
2004	Kenston	21	Chagrin Falls	38	L
2004	Kenston	13	Chardon	26	L
2004	Kenston	21	West Geauga	7	W
2004	Kenston	9	Roosevelt	7	W
2004	Kenston	27	Ravenna	30	L
2004	Kenston	14	Nordonia	49	L
2004	Kenston	7	Solon	35	L
2004	Kenston	21	Brush	0	W
2004	Kenston	13	Twinsburg	14	L
2004	Kenston	10	Mayfield	0	W
2004		156		206	Record 4-6

WESTERN RESERVE CONFERENCE					
2001	Kenston	14	Chagrin Falls	28	L
2001	Kenston	14	Perry	34	L
2001	Kenston	27	Lake	30	L
2001	Kenston	26	Roosevelt	0	W
2001	Kenston	26	Ravenna	0	W
2001	Kenston	31	Twinsburg	7	W
2001	Kenston	35	Nordonia	0	W
2001	Kenston	14	Mayfield	37	L
2001	Kenston	38	Brush	7	W
2001	Kenston	0	Solon	12	L
2001		225		155	Record 5-5

WESTERN RESERVE CONFERENCE					
2003	Kenston	28	Chagrin Falls	27	W
2003	Kenston	14	Chardon	24	L
2003	Kenston	13	West Geauga	30	L
2003	Kenston	3	Ravenna	21	L
2003	Kenston	28	Barberton	14	W
2003	Kenston	24	Solon	28	L
2003	Kenston	28	Brush	7	W
2003	Kenston	25	Twinsburg	7	W
2003	Kenston	0	Mayfield	28	L
2003	Kenston	13	Nordonia	14	L
2003		176		200	Record 4-6

WESTERN RESERVE CONFERENCE					
2000	Kenston	0	Crestwood	14	L
2000	Kenston	16	Perry	20	L
2000	Kenston	14	Lake	3	W
2000	Kenston	34	Roosevelt	0	W
2000	Kenston	17	Ravenna	14	W
2000	Kenston	14	Twinsburg	21	L
2000	Kenston	20	Nordonia	23	L
2000	Kenston	28	Mayfield	15	W
2000	Kenston	21	Brush	10	W
2000	Kenston	0	Solon	28	L
2000	#Kenston	7	Hubbard	10	L
2000		171		144	Record 5-6

VENGEANCE .3

VENGEANCE .3

ALL-TIME SEASON

CHAGRIN VALLEY CONFERENCE					
1996	Kenston	21	Chagrin	2	W
1996	Kenston	3	Perry	6	L
1996	Kenston	31	Mayfield	0	W
1996	Kenston	7	Canfield	28	L
1996	Kenston	21	Warrensville	12	W
1996	Kenston	16	Twinsburg	22	L
1996	Kenston	22	Orange	6	W
1996	Kenston	6	Chardon	34	L
1996	Kenston	14	West Geauga	17	L
1996	Kenston	6	Solon	32	L
1996		147		159	Record 4-6

CHAGRIN VALLEY CONFERENCE					
1993	Kenston	13	Struthers	0	W
1993	Kenston	18	Maple Hts.	8	W
1993	Kenston	0	Mayfield	14	L
1993	Kenston	20	Chagrin	7	W
1993	Kenston	20	West Geauga	6	W
1993	Kenston	32	Orange	0	W
1993	Kenston	7	Solon	21	L
1993	Kenston	7	Chardon	0	L
1993	Kenston	19	Twinsburg	25	L
1993	Kenston	7	Wickliffe	0	W
1993		143		81	Record 6-4

CHAGRIN VALLEY CONFERENCE					
1995	Kenston	6	Poland Seminary	7	L
1995	Kenston	30	Aurora	0	W
1995	Kenston	17	Mayfield	10	W
1995	Kenston	24	Wickliffe	14	W
1995	Kenston	49	Chagrin	7	W
1995	Kenston	10	West Geauga	7	W
1995	Kenston	28	Orange	0	W
1995	Kenston	14	Solon	7	W
1995	Kenston	21	Chardon	0	W
1995	Kenston	6	Twinsburg	0	W
1995	#Kenston	18	Revere	0	W
1995	#Kenston	14	Avon Lake	0	W
1995	#Kenston	20	Poland Seminary	18	W
1995	#Kenston	0	Clyde	3	L
1995		180		73	Record 12-2

WESTERN RESERVE CONFERENCE					
1992	Kenston	9	Struthers	7	W
1992	Kenston	28	Maple Hts.	6	W
1992	Kenston	18	Mayfield	6	W
1992	Kenston	30	Chagrin	0	W
1992	Kenston	38	West Geauga	0	W
1992	Kenston	23	Orange	0	W
1992	Kenston	16	Solon	0	W
1992	Kenston	28	Chardon	2	W
1992	Kenston	6	Twinsburg	7	L
1992	Kenston	12	Wickliffe	0	W
1992		208		28	Record 9-1

CHAGRIN VALLEY CONFERENCE					
1994	Kenston	17	SVSM	29	L
1994	Kenston	26	Maple Hts.	14	W
1994	Kenston	7	Mayfield	9	L
1994	Kenston	20	Wickliffe	14	W
1994	Kenston	19	Chagrin	3	W
1994	Kenston	14	West Geauga	30	L
1994	Kenston	14	Orange	0	W
1994	Kenston	7	Solon	14	L
1994	Kenston	21	Chardon	27	L
1994	Kenston	26	Twinsburg	20	W
1994		171		160	Record 5-5

WESTERN RESERVE CONFERENCE					
1991	Kenston	21	Courtland Lakeview	22	L
1991	Kenston	35	Maple Hts.	6	W
1991	Kenston	32	Mayfield	6	W
1991	Kenston	0	West Geauga	13	L
1991	Kenston	19	Orange	23	L
1991	Kenston	0	Solon	15	L
1991	Kenston	15	Chardon	7	W
1991	Kenston	7	Twinsburg	14	L
1991	Kenston	14	Wickliffe	6	W
1991	Kenston	7	Chagrin	0	W
1991		150		112	Record 5-5

VENGEANCE .3

ALL-TIME SEASON

VENGEANCE .3

CHAGRIN VALLEY CONFERENCE					
1996	Kenston	21	Chagrin	2	W
1996	Kenston	3	Perry	6	L
1996	Kenston	31	Mayfield	0	W
1996	Kenston	7	Canfield	28	L
1996	Kenston	21	Warrensville	12	W
1996	Kenston	16	Twinsburg	22	L
1996	Kenston	22	Orange	6	W
1996	Kenston	6	Chardon	34	L
1996	Kenston	14	West Geauga	17	L
1996	Kenston	6	Solon	32	L
1996		147		159	Record 4-6

CHAGRIN VALLEY CONFERENCE					
1993	Kenston	13	Struthers	0	W
1993	Kenston	18	Maple Hts.	8	W
1993	Kenston	0	Mayfield	14	L
1993	Kenston	20	Chagrin	7	W
1993	Kenston	20	West Geauga	6	W
1993	Kenston	32	Orange	0	W
1993	Kenston	7	Solon	21	L
1993	Kenston	7	Chardon	0	L
1993	Kenston	19	Twinsburg	25	L
1993	Kenston	7	Wickliffe	0	W
1993		143		81	Record 6-4

CHAGRIN VALLEY CONFERENCE					
1995	Kenston	6	Poland Seminary	7	L
1995	Kenston	30	Aurora	0	W
1995	Kenston	17	Mayfield	10	W
1995	Kenston	24	Wickliffe	14	W
1995	Kenston	49	Chagrin	7	W
1995	Kenston	10	West Geauga	7	W
1995	Kenston	28	Orange	0	W
1995	Kenston	14	Solon	7	W
1995	Kenston	21	Chardon	0	W
1995	Kenston	6	Twinsburg	0	W
1995	#Kenston	18	Revere	0	W
1995	#Kenston	14	Avon Lake	0	W
1995	#Kenston	20	Poland Seminary	18	W
1995	#Kenston	0	Clyde	3	L
1995		180		73	Record 12-2

WESTERN RESERVE CONFERENCE					
1992	Kenston	9	Struthers	7	W
1992	Kenston	28	Maple Hts.	6	W
1992	Kenston	18	Mayfield	6	W
1992	Kenston	30	Chagrin	0	W
1992	Kenston	38	West Geauga	0	W
1992	Kenston	23	Orange	0	W
1992	Kenston	16	Solon	0	W
1992	Kenston	28	Chardon	2	W
1992	Kenston	6	Twinsburg	7	L
1992	Kenston	12	Wickliffe	0	W
1992		208		28	Record 9-1

CHAGRIN VALLEY CONFERENCE					
1994	Kenston	17	SVSM	29	L
1994	Kenston	26	Maple Hts.	14	W
1994	Kenston	7	Mayfield	9	L
1994	Kenston	20	Wickliffe	14	W
1994	Kenston	19	Chagrin	3	W
1994	Kenston	14	West Geauga	30	L
1994	Kenston	14	Orange	0	W
1994	Kenston	7	Solon	14	L
1994	Kenston	21	Chardon	27	L
1994	Kenston	26	Twinsburg	20	W
1994		171		160	Record 5-5

WESTERN RESERVE CONFERENCE					
1991	Kenston	21	Courtland Lakeview	22	L
1991	Kenston	35	Maple Hts.	6	W
1991	Kenston	32	Mayfield	6	W
1991	Kenston	0	West Geauga	13	L
1991	Kenston	19	Orange	23	L
1991	Kenston	0	Solon	15	L
1991	Kenston	15	Chardon	7	W
1991	Kenston	7	Twinsburg	14	L
1991	Kenston	14	Wickliffe	6	W
1991	Kenston	7	Chagrin	0	W
1991		150		112	Record 5-5

ALL-TIME SEASON

CHAGRIN VALLEY CONFERENCE					
1990	Kenston	7	Kent Roosevelt	21	L
1990	Kenston	6	Maple Hts.	26	L
1990	Kenston	24	Mayfield	6	W
1990	Kenston	28	West Geauga	0	W
1990	Kenston	10	Orange	13	L
1990	Kenston	0	Solon	8	L
1990	Kenston	7	Chardon	35	L
1990	Kenston	15	Twinsburg	29	L
1990	Kenston	9	Wickliffe	7	W
1990	Kenston	7	Chagrin	13	L
1990		113		158	Record 3-7

CHAGRIN VALLEY CONFERENCE					
1987	Kenston	13	Kent Roosevelt	22	L
1987	Kenston	30	Revere	0	W
1987	Kenston	20	Mayfield	14	W
1987	Kenston	6	Solon	28	L
1987	Kenston	21	Chardon	14	W
1987	Kenston	28	Twinsburg	0	W
1987	Kenston	3	Wickliffe	10	L
1987	Kenston	14	Chagrin	15	L
1987	Kenston	37	West Geauga	30	W
1987	Kenston	0	Orange	28	L
1987		172		161	Record 5-5

CHAGRIN VALLEY CONFERENCE					
1989	Kenston	0	Kent Roosevelt	28	L
1989	Kenston	7	Maple Hts.	27	L
1989	Kenston	20	Mayfield	21	L
1989	Kenston	0	Orange	28	L
1989	Kenston	0	Solon	28	L
1989	Kenston	6	Chardon	20	L
1989	Kenston	12	Twinsburg	34	L
1989	Kenston	7	Wickliffe	28	L
1989	Kenston	19	Chagrin	7	W
1989	Kenston	24	West Geauga	14	W
1989		95		235	Record 2-8

CHAGRIN VALLEY CONFERENCE					
1986	Kenston	7	Mayfield	16	L
1986	Kenston	28	Kent Roosevelt	21	W
1986	Kenston	19	Revere	0	W
1986	Kenston	17	Solon	14	W
1986	Kenston	13	Chardon	6	W
1986	Kenston	28	Twinsburg	6	W
1986	Kenston	28	Wickliffe	6	W
1986	Kenston	7	Chagrin	10	L
1986	Kenston	33	West Geauga	0	W
1986	Kenston	13	Orange	0	W
1986	#Kenston	24	Trinity	21	W
1986	#Kenston	21	Campbell	7	W
1986	#Kenston	22	St. Clairsville	21	W
1986	#Kenston	6	C.A.P.E.	7	L
1986		266		135	Record 11-3

CHAGRIN VALLEY CONFERENCE					
1988	Kenston	0	Kent Roosevelt	20	L
1988	Kenston	24	Shaker Hts.	0	W
1988	Kenston	31	Mayfield	0	W
1988	Kenston	12	Orange	14	L
1988	Kenston	0	Solon	29	L
1988	Kenston	14	Chardon	7	W
1988	Kenston	21	Twinsburg	7	W
1988	Kenston	21	Wickliffe	14	W
1988	Kenston	21	Chagrin	6	W
1988	Kenston	13	West Geauga	6	W
1988		157		103	Record 7-3

CHAGRIN VALLEY CONFERENCE					
1985	Kenston	0	Mayfield	9	L
1985	Kenston	0	Kent Roosevelt	13	L
1985	Kenston	29	Youngstown South	6	W
1985	Kenston	7	Chardon	10	L
1985	Kenston	14	Wickliffe	42	L
1985	Kenston	12	Chagrin	0	W
1985	Kenston	12	Orange	0	W
1985	Kenston	18	West Geauga	0	W
1985	Kenston	0	Solon	16	L
1985	Kenston	21	Twinsburg	7	W
1985		113		103	Record 5-5

VENGEANCE .3

ALL-TIME SEASON

VENGEANCE .3

CHAGRIN VALLEY CONFERENCE					
1984	Kenston	8	Mayfield	17	L
1984	Kenston	14	Kent Roosevelt	12	W
1984	Kenston	7	Westlake	10	L
1984	Kenston	14	Chardon	10	W
1984	Kenston	42	Twinsburg	0	W
1984	Kenston	21	Wickliffe	9	W
1984	Kenston	21	Chargin	18	W
1984	Kenston	21	West Geauga	3	W
1984	Kenston	26	Orange	0	W
1984	Kenston	34	Solon	6	W
1984		208		85	Record 8-2

CHAGRIN VALLEY CONFERENCE					
1981	Kenston	12	Chardon	0	W
1981	Kenston	30	Conneaut	0	W
1981	Kenston	42	Brooklyn	16	W
1981	Kenston	9	Wickliffe	8	W
1981	Kenston	14	Chargin	13	W
1981	Kenston	13	West Geauga	0	W
1981	Kenston	14	Orange	7	W
1981	Kenston	14	Solon	6	W
1981	Kenston	28	Aurora	0	W
1981	Kenston	31	Twinsburg	14	W
1981	#Kenston	0	SVSM	23	L
1981		207		87	Record 10-1

CHAGRIN VALLEY CONFERENCE					
1983	Kenston	14	Mayfield	21	L
1983	Kenston	24	Conneaut	31	L
1983	Kenston	6	Westlake	17	L
1983	Kenston	41	Twinsburg	22	W
1983	Kenston	22	Wickliffe	35	L
1983	Kenston	10	Chargin	7	W
1983	Kenston	20	West Geauga	7	W
1983	Kenston	55	Orange	0	W
1983	Kenston	9	Solon	7	W
1983	Kenston	7	Chardon	9	L
1983		208		156	Record 5-5

CHAGRIN VALLEY CONFERENCE					
1980	Kenston	14	Warren Lebrae	12	W
1980	Kenston	27	Conneaut	8	W
1980	Kenston	17	Westlake	15	W
1980	Kenston	7	Wickliffe	2	W
1980	Kenston	7	Chargin	12	L
1980	Kenston	0	West Geauga	33	L
1980	Kenston	16	Orange	14	W
1980	Kenston	0	Solon	17	L
1980	Kenston	30	Aurora	0	W
1980	Kenston	28	Twinsburg	0	W
1980		146		113	Record 7-3

CHAGRIN VALLEY CONFERENCE					
1982	Kenston	0	Chardon	14	L
1982	Kenston	26	Conneaut	7	W
1982	Kenston	6	Brooklyn	28	L
1982	Kenston	2	Twinsburg	0	W
1982	Kenston	6	Wickliffe	9	L
1982	Kenston	21	Chargin	6	W
1982	Kenston	2	West Geauga	3	L
1982	Kenston	15	Orange	7	W
1982	Kenston	14	Solon	3	W
1982	Kenston	25	Aurora	6	W
1982		117		83	Record 6-4

CHAGRIN VALLEY CONFERENCE					
1979	Kenston	7	Wickliffe	27	L
1979	Kenston	21	Conneaut	6	W
1979	Kenston	13	Madison	0	W
1979	Kenston	30	Chargin	19	W
1979	Kenston	0	West Geauga	7	L
1979	Kenston	6	Orange	13	L
1979	Kenston	0	Solon	0	T
1979	Kenston	12	Aurora	6	W
1979	Kenston	30	Twinsburg	7	W
1979	Kenston	22	Chardon	3	W
1979		141		88	Record 6-3-1



ALL-TIME SEASON

CHAGRIN VALLEY CONFERENCE					
1978	Kenston	17	Wickliffe	21	L
1978	Kenston	21	Conneaut	8	W
1978	Kenston	10	Madison	0	W
1978	Kenston	14	Chargin	7	W
1978	Kenston	14	West Geauga	0	W
1978	Kenston	8	Orange	21	L
1978	Kenston	7	Solon	42	L
1978	Kenston	10	Aurora	6	W
1978	Kenston	7	Twinsburg	15	L
1978	Kenston	27	Chardon	6	W
1978		135		126	Record 6-4

CHAGRIN VALLEY CONFERENCE					
1975	Kenston	14	Conneaut	0	W
1975	Kenston	20	Madison	7	W
1975	Kenston	0	Orange	0	T
1975	Kenston	7	Solon	19	L
1975	Kenston	38	Aurora	0	W
1975	Kenston	28	Twinsburg	0	W
1975	Kenston	34	Chardon	0	W
1975	Kenston	0	Chagrin	7	L
1975	Kenston	24	West Geauga	22	W
1975	Kenston	0	Rittman	0	T
1975		165		55	Record 6-2-2

CHAGRIN VALLEY CONFERENCE					
1977	Kenston	15	Conneaut	6	W
1977	Kenston	46	Madison	0	W
1977	Kenston	7	West Geauga	16	L
1977	Kenston	28	Orange	0	W
1977	Kenston	13	Solon	21	L
1977	Kenston	38	Aurora	0	W
1977	Kenston	7	Twinsburg	25	L
1977	Kenston	9	Chardon	13	L
1977	Kenston	7	Chagrin	12	L
1977	Kenston	9	Wickliffe	0	W
1977		179		93	Record 5-5

CHAGRIN VALLEY CONFERENCE					
1974	Kenston	17	Conneaut	0	W
1974	Kenston	19	Madison	0	W
1974	Kenston	23	Orange	21	W
1974	Kenston	0	Solon	6	L
1974	Kenston	38	Aurora	0	W
1974	Kenston	63	Twinsburg	6	W
1974	Kenston	30	Chardon	0	W
1974	Kenston	10	Chagrin	7	W
1974	Kenston	14	West Geauga	0	W
1974	Kenston	36	Crestwood	3	W
1974		250		43	Record 9-1

CHAGRIN VALLEY CONFERENCE					
1976	Kenston	28	Conneaut	14	W
1976	Kenston	14	Madison	0	W
1976	Kenston	15	West Geauga	13	L
1976	Kenston	12	Orange	14	L
1976	Kenston	13	Solon	27	L
1976	Kenston	53	Aurora	0	W
1976	Kenston	18	Twinsburg	7	W
1976	Kenston	3	Chardon	0	W
1976	Kenston	0	Chagrin	17	L
1976	Kenston	7	Wickliffe	0	W
1976		163		92	Record 6-4

CHAGRIN VALLEY CONFERENCE					
1973	Kenston	24	Conneaut	8	W
1973	Kenston	14	Madison	18	L
1973	Kenston	6	Solon	21	L
1973	Kenston	34	Aurora	6	W
1973	Kenston	24	Twinsburg	0	W
1973	Kenston	24	Chardon	0	W
1973	Kenston	0	Chagrin	5	L
1973	Kenston	30	West Geauga	17	W
1973	Kenston	34	Orange	0	W
1973	Kenston	8	Crestwood	6	W
1973		198		81	Record 7-3

VENGEANCE .3

ALL-TIME SEASON

CHAGRIN VALLEY CONFERENCE					
1972	Kenston	16	Conneaut	14	W
1972	Kenston	8	Madison	0	W
1972	Kenston	0	Solon	0	T
1972	Kenston	18	Aurora	0	W
1972	Kenston	16	Twinsburg	6	W
1972	Kenston	6	Chardon	6	T
1972	Kenston	0	Chargin	29	L
1972	Kenston	24	West Geauga	22	W
1972	Kenston	16	Orange	9	W
1972		104		86	Record 6-1-2

CHAGRIN VALLEY CONFERENCE					
1969	Kenston	6	Youngstown Liberty	14	L
1969	Kenston	0	Conneaut	6	L
1969	Kenston	20	Twinsburg	0	W
1969	Kenston	14	Chardon	12	W
1969	Kenston	8	Chargin	6	W
1969	Kenston	26	West Geauga	12	W
1969	Kenston	42	Orange	0	W
1969	Kenston	40	Solon	0	W
1969	Kenston	14	Aurora	0	W
1969	Kenston	60	Waterloo	6	W
1969		230		56	Record 8-2

CHAGRIN VALLEY CONFERENCE					
1971	Kenston	20	Conneaut	0	W
1971	Kenston	40	Brooklyn	0	W
1971	Kenston	22	Aurora	20	W
1971	Kenston	42	Twinsburg	0	W
1971	Kenston	28	Chardon	0	W
1971	Kenston	6	Chargin	14	L
1971	Kenston	22	West Geauga	13	W
1971	Kenston	18	Orange	21	L
1971	Kenston	30	Solon	8	W
1971	Kenston	58	Crestwood	0	W
1971		286		76	Record 8-2

CHAGRIN VALLEY CONFERENCE					
1968	Kenston	22	Conneaut	6	W
1968	Kenston	16	Brooklyn	0	W
1968	Kenston	34	Aurora	0	W
1968	Kenston	52	Twinsburg	14	W
1968	Kenston	28	Canton Lehman	8	W
1968	Kenston	0	Chargin	6	L
1968	Kenston	24	West Geauga	0	W
1968	Kenston	16	Orange	21	L
1968	Kenston	12	Solon	0	W
1968	Kenston	44	Waterloo	6	W
1968		248		61	Record 8-2

CHAGRIN VALLEY CONFERENCE					
1970	Kenston	22	Conneaut	6	W
1970	Kenston	16	Brooklyn	0	W
1970	Kenston	34	Aurora	0	W
1970	Kenston	52	Twinsburg	15	W
1970	Kenston	28	Canton Lehman	8	W
1970	Kenston	0	Chargin	6	L
1970	Kenston	24	West Geauga	0	W
1970	Kenston	16	Orange	21	L
1970	Kenston	12	Solon	0	W
1970	Kenston	44	Waterloo	6	W
1970		248		62	Record 8-2

CHAGRIN VALLEY CONFERENCE					
1967	Kenston	16	Aurora	14	W
1967	Kenston	24	Beachwood	14	W
1967	Kenston	14	Solon	34	L
1967	Kenston	8	Chargin	32	L
1967	Kenston	14	West Geauga	14	T
1967	Kenston	28	Twinsburgh	0	W
1967	Kenston	0	Orange	8	L
1967	Kenston	14	Nordonia	44	L
1967		118		160	Record 3-4-1

VENGEANCE .3



ALL-TIME SEASON

CHAGRIN VALLEY LEAGUE					
1966	Kenston	0	Wadsworth	24	L
1966	Kenston	6	Aurora	16	L
1966	Kenston	24	Beachwood	0	W
1966	Kenston	0	Solon	18	L
1966	Kenston	0	Chargin	28	L
1966	Kenston	7	West Geauga	46	W
1966	Kenston	12	Twinsburg	0	W
1966	Kenston	0	Orange	42	L
1966	Kenston	12	Nordonia	24	L
1966		61		198	Record 3-6

GREAT LAKES CONFERENCE					
1963	Kenston	0	Chagrin	32	L
1963	Kenston	42	Cuyahoga Hts.	26	W
1963	Kenston	14	Kirtland	22	L
1963	Kenston	6	Newbury	15	L
1963	Kenston	18	West Geauga	0	W
1963	Kenston	22	Wadsworth	55	L
1963	Kenston	28	Burton	14	W
1963	Kenston	34	Middlefield Cardinal	14	W
1963	Kenston	8	Aurora	16	L
1963		172		194	Record 4-5

CHAGRIN VALLEY LEAGUE					
1965	Kenston	6	Wadsworth	6	T
1965	Kenston	0	Aurora	7	L
1965	Kenston	14	Willoughby South	22	L
1965	Kenston	14	Chargin	27	L
1965	Kenston	16	West Geauga	41	L
1965	Kenston	10	Twinsburg	6	W
1965	Kenston	12	Orange	6	W
1965	Kenston	16	Solon	22	L
1965	Kenston	26	Our Lady of Lourdes	12	W
1965		114		149	Record 3-5-1

GREAT LAKES CONFERENCE					
1962	Kenston	0	Chagrin	12	L
1962	Kenston	12	Cuyahoga Hts.	8	W
1962	Kenston	8	Kirtland	20	L
1962	Kenston	16	West Geauga	6	W
1962	Kenston	32	Burton	26	W
1962	Kenston	6	Our Lady of Lourdes	8	L
1962	Kenston	24	Newbury	6	W
1962	Kenston	8	Middlefield Cardinal	12	L
1962	Kenston	14	Aurora	16	L
1962		120		114	Record 4-5

CHAGRIN VALLEY LEAGUE					
1964	Kenston	14	Wadsworth	22	L
1964	Kenston	10	Aurora	12	L
1964	Kenston	8	Willoughby South	20	L
1964	Kenston	22	Chargin	20	W
1964	Kenston	12	Twinsburg	0	W
1964	Kenston	0	West Geauga	12	L
1964	Kenston	6	Orange	16	L
1964	Kenston	0	Solon	12	L
1964	Kenston	36	Our Lady of Lourdes	6	W
1964		108		120	Record 3-6

GREAT LAKES LEAGUE					
1961	Kenston	14	Chargin	42	L
1961	Kenston	34	Newbury	14	W
1961	Kenston	14	Solon	14	T
1961	Kenston	14	West Geauga	38	L
1961	Kenston	0	Kirtland	20	L
1961	Kenston	20	Middlefield Cardinal	38	L
1961	Kenston	6	Burton	12	L
1961	Kenston	38	Lutheran East	6	W
1961		140		184	Record 2-5-1

VENGEANCE .3

ALL-TIME SEASON

GREAT LAKES LEAGUE					
1960	Kenston	12	Thompson	0	W
1960	Kenston	8	Chagrin	0	W
1960	Kenston	14	Newbury	8	W
1960	Kenston	8	Solon	20	L
1960	Kenston	26	West Geauga	8	W
1960	Kenston	25	Kirtland	6	W
1960	Kenston	14	Middlefield Cardinal	6	W
1960	Kenston	0	Burton	6	L
1960	Kenston	44	Cleveland Lutheran East	18	W
1960	Kenston	14	Aurora	0	W
1960		165		72	Record 8-2

GEAUGA COUNTY LEAGUE					
1957	Kenston	19	Chagrin	45	L
1957	Kenston	6	Newbury	0	W
1957	Kenston	0	Kent State UHS	33	L
1957	Kenston	0	West Geauga	20	L
1957	Kenston	6	Thompson	9	L
1957	Kenston	0	Middlefield	19	L
1957	Kenston	6	Burton	20	L
1957	Kenston	7	Ashtabula St. John	13	L
1957		44		159	Record 1-7

GEAUGA COUNTY LEAGUE					
1959	Kenston	0	Chargin	6	L
1959	Kenston	0	Newbury	36	L
1959	Kenston	0	Alliance	12	L
1959	Kenston	8	West Geauga	32	L
1959	Kenston	44	Thompson	6	W
1959	Kenston	8	Middlefield Cardinal	36	L
1959	Kenston	16	Burton	8	W
1959	Kenston	12	Cleveland Lutheran East	14	L
1959		88		150	Record 2-6

GEAUGA COUNTY LEAGUE					
1956	Kenston	0	Chargin	46	L
1956	Kenston	0	Newbury	12	L
1956	Kenston	6	West Geauga	13	L
1956	Kenston	12	Thompson	13	L
1956	Kenston	0	Middlefield	21	L
1956	Kenston	13	Burton	14	L
1956		31		119	Record 0-5

GEAUGA COUNTY LEAGUE					
1958	Kenston	22	Chargin	30	L
1958	Kenston	8	Newbury	0	W
1958	Kenston	6	Kent State UHS	12	L
1958	Kenston	12	West Geauga	34	L
1958	Kenston	46	Thompson	22	W
1958	Kenston	30	Middlefield	28	W
1958	Kenston	8	Burton	20	L
1958	Kenston	36	Cleveland Lutheran East	6	W
1958		168		152	Record 4-4

GEAUGA COUNTY LEAGUE					
1955	Kenston	13	Chargin	32	L
1955	Kenston	0	Newbury	19	L
1955	Kenston	32	Kirtland	20	W
1955	Kenston	6	West Geauga	0	W
1955	Kenston	28	Thompson	7	W
1955	Kenston	21	Middlefield	32	L
1955	Kenston	7	Burton	40	L
1955	Kenston	6	Aurora	13	L
1955		113		163	Record 3-5


VENGEANCE .3



ALL-TIME SEASON

GEAUGA COUNTY LEAGUE					
1954	Kenston	0	Chargin	39	L
1954	Kenston	15	Newbury	20	L
1954	Kenston	13	West Geauga	7	W
1954	Kenston	26	Thompson	6	W
1954	Kenston	0	Middlefield	20	L
1954	Kenston	31	Burton	21	W
1954	Kenston	14	Aurora	7	W
1954	Kenston	21	Jefferson	7	W
1954		120		127	Record 5-3

GEAUGA COUNTY LEAGUE					
1953	Kenston	0	Chargin	13	L
1953	Kenston	0	Newbury	0	T
1953	Kenston	0	West Geauga	27	L
1953	Kenston	33	Thompson	0	W
1953	Kenston	34	Middlefield	0	W
1953	Kenston	6	Magadore	19	L
1953	Kenston	38	Burton	0	W
1953	Kenston	7	Jefferson	18	L
1953		118		77	Record 3-4-1



GEAUGA COUNTY LEAGUE BAINBRIDGE BOMBERS					
1952	Bainbridge HS	31	Burton	0	W
1952	Bainbridge HS	30	Newbury	12	W
1952	Bainbridge HS	24	Middlefield	7	W
1952	Bainbridge HS	28	Newbury	12	W
1952	Bainbridge HS	20	West Geauga	6	W
1952	Bainbridge HS	47	Middlefield	6	W
1952		180		43	Record 6-0

VENGEANCE .3

TEAM OFFENSE 1978-2017

Year	TPF	Rushing	Rushing Average	Passing	Passing Average	Total Offense	Total Average
2017	365	2150	215	1843	184.3	3993	399.3
2016	189	1366	136.6	1537	157.3	2903	290.3
2015	205	1847	184.7	1425	142.5	3272	322.7
2014	350	1815	181.5	2122	212.2	3937	393.7
2013	339	2328	232.8	1775	177.5	4108	410.8
2012	359	2461	246.1	1195	119.5	3656	365.6
2011	269	2444	244.4	891	89.1	3335	333.5
2010	256	2607	260.7	662	66.2	3269	326.9
2009	195	2034	203.4	754	75.4	2788	278.8
2008	100	1292	129.2	170	17	1462	146.2
2007	280	1758	175.8	1601	160.1	3359	335.9
2006	227	1613	181.3	986	98.6	2799	279.9
2005	238	1921	192.1	883	88.3	2804	280.4
2004	156	1401	140.1	875	87.5	2276	227.6
2003	176	876	87.6	1380	130.8	2256	225.6
2002	232	1553	155.3	1584	158.4	3137	313.7
2001	250	1959	195.9	1534	153.4	3493	349.3
2000	73	1645	164.5	1059	105.9	2704	270.4
1999	100	1507	150.7	734	73.4	2241	224.1
1998	167	1478	147.8	1311	131.1	2789	278.9
1997	185	2287	228.7	1142	114.2	3429	342.9
1996	147	1363	136.3	1039	103.9	2402	240.2
1995	205	2313	231.3	834	83.4	3147	314.7
1994	171	1685	168.5	968	96.8	2653	265.3
1993	143	1654	165.4	578	57.8	2232	223.2
1992	196	1550	172	872	87.2	2422	269.1
1991	143	1763	196	519	51.8	2252	253.6
1990	122	1190	119	346	34.6	1536	153.6
1989	95	1095	109.5	323	32.3	1318	131.8
1988	157	1952	195.5	532	53.2	2484	248.4
1987	172	2344	234	729	72.9	3072	307.3
1986	193	1938	193.8	653	65.3	2591	259.1
1985	108	1207	120.7	777	77.7	1914	191.4
1984	211	2614	261.4	622	62.2	3236	323.6
1983	205	2106	210.6	917	91.7	3023	302.3
1982	117	1337	133.7	686	68.6	2023	202.3
1981	176	1632	163.2	750	75	2382	238.2
1980	146	1709	170.9	761	76.1	2470	247
1979	141	1711	171.1	375	37.5	2086	208.6
1978	135	1573	157.3	857	85.7	2430	243

TEAM DEFENSE 1978-2017

Year	TPA	Rushing	Rushing Average	Passing	Passing Average	Total Opponent Offense	Total Average
2017	213	1978	197.8	1286	128.6	3254	325.4
2016	383	2377	233.7	2258	225.8	4635	463.5
2015	307	2449	244.9	1457	145.7	3906	390.6
2014	125	1369	136.9	1203	120.3	2572	257.2
2013	252	2234	223.4	1486	148.6	3720	372
2012	241	1925	192.5	1235	123.5	3160	316
2011	243	1597	159.7	1181	118.1	2715	271.5
2010	168	1505	150.5	1352	135.2	2854	285.4
2009	160	1462	146.2	933	93.3	2395	239.5
2008	273	1699	166.9	1579	159.9	3278	327.9
2007	188	1586	158.6	1119	111.9	2705	270.5
2006	156	1306	130.6	782	78.2	2088	208.8
2005	155	1268	126.8	1074	107.4	2342	234.2
2004	206	1541	154.1	1114	111.4	2642	264.2
2003	200	1612	162.2	1815	181.5	3427	342.7
2002	200	1296	129.6	986	98.6	2282	228.2
2001	155	1000	100	794	79.4	1794	179.4
2000	151	1310	131.1	837	83.7	2147	214.7
1999	194	1306	130.6	1066	106.6	2372	237.2
1998	123	1118	111.8	1125	112.5	2243	224.3
1997	166	1427	142.7	1102	110.2	2529	252.9
1996	160	1427	142.7	740	74	2167	216.7
1995	52	637	63.7	918	91.8	1555	155.5
1994	160	1331	133.1	603	60.3	1934	193.4
1993	81	718	71.8	787	78.7	1505	150.5
1992	28	502	56	435	48	937	104
1991	112	1015	113	765	65	1780	198
1990	165	1099	110	582	58	1681	168.1
1989	235	2160	216	1093	109.3	3153	315.3
1988	103	1456	145.6	1112	111.2	2568	256.8
1987	161	809	81	1131	113	1960	196
1986	79	587	58.7	833	83.3	1420	142
1985	111	1115	111.5	637	63.7	1752	175.2
1984	78	715	71.5	1004	100.4	1719	171.9
1983	149	1299	129.9	529	52.9	1828	182.8
1982	83	1217	121.7	611	61.1	1828	182.8
1981	49	731	73.1	345	34.5	1096	109.6
1980	113	909	90.9	808	80.8	1717	171.7
1979	88	1382	138.2	547	54.7	1929	192.9
1978	126	1456	145.6	548	54.8	2004	200.4

YEAR-BY-YEAR SCORING STATS

VENGEANCE .3

Year	Name	TD	FG	2PT	PAT	Total
2017	JACK PORTER	22	0	0	0	132
2017	BRANSEN STANLEY	11	0	0	0	66
2017	ANNA SANDERS	0	0	0	29	29
2017	KEE-SHAUN MERRILL	10	0	0	0	60
2017	JON TOMCUFCIK	3	0	0	0	18
2017	TYLER MINTZ	3	0	0	0	18
2016	JAMES THIGPEN	11	0	0	0	66
2016	KEE-SHAUN MERRILL	6	0	0	0	36
2016	DOMINIC BARTOLONE	0	3	0	18	27
2016	BRAD VERBEC	4	0	1	0	26
2016	BRANSEN STANLEY	3	0	0	0	18
2015	PARKER GDULA	8	0	4	0	56
2015	KEE-SHAUN MERRILL	8	0	0	0	48
2015	JAMES THIGPEN	4	0	1	0	26
2015	RYAN TOFT	0	3	0	12	21
2015	BRANSEN STANLEY	1	0	0	0	6
2014	JAMES THIGPEN	12	0	2	0	78
2014	JEREMY WYERS	12	0	1	0	76
2014	PARKER DEULEY	1	2	0	34	46
2014	PARKER GDULA	6	0	3	0	42
2014	JAKE SILBERMAN	7	0	0	0	42
2013	PEDRO VALASCO	15	0	0	0	90
2013	PARKER DEULEY	0	6	0	40	58
2013	DREW WINIGER	8	0	0	0	48
2013	JAKE SILBERMAN	8	0	0	0	48
2012	NICK LOMBARDY	21	0	1	0	128
2012	DARRYL RICHARDS	14	0	1	0	86
2012	TJ KESTRANEK	0	1	0	41	44
2012	JEREMY WYERS	5	0	0	0	30
2012	JAKE SILBERMAN	2	0	0	0	12
2011	NICK LOMBARDY	9	0	0	0	54
2011	AUSTIN ZACHEM	9	0	0	0	54
2011	MICHAEL BRAUN	6	0	0	0	36
2011	SKY ZAHNER	0	2	0	32	38
2010	PAT PORTER	14	0	0	18	102
2010	AUSTIN ZACHEM	8	0	0	1	50
2010	PERCY JOHNSON	7	0	0	0	42
2009	PAT PORTER	12	2	0	20	94
2009	KYLE WENINGER	7	0	0	0	42
2009	JUSTIN BROWNLOW	4	0	0	0	24
2009	JIM TOMCUFCIK	1	0	0	0	6

Year	Name	TD	FG	2PT	PAT	Total
2008	PAT PORTER	2	1	0	8	23
2008	JIM TOMCUFCIK	3	0	0	0	18
2008	JUSTIN BROWNLOW	2	0	0	0	12
2007	BRETT TEVEPAUGH	8	0	0	35	83
2007	DAN OLGLETREE	9	0	0	0	54
2007	JOHN BEHM	4	0	0	0	24
2006	MIKE FISHER	14	0	1	0	84
2006	BRETT TEVEPAUGH	1	3	0	17	32
2006	JUSTIN DEBAGGIS	3	0	0	3	12
2006	DREADLESS STUBBS	3	0	0	0	9
2005	ROSS ALBERTS	8	0	0	0	48
2005	BRETT TEVEPAUGH	0	2	0	27	33
2004	TERRY LOVE	8	0	0	0	48
2004	MATT BERKOWITZ	1	2	0	17	29
2004	JOSH HYRB	4	0	0	0	24
2003	NA					
2002	ANDY HARSCH	13	0	0	0	78
2002	BOB DUBOVEC	3	3	0	24	51
2002	CHRIS BLOUIR	4	0	2	0	26
2002	CRAIG MONNE	3	0	1	0	20
2001	BOB DUBOVEC	7	2	0	32	80
2001	ANDY HARSH	12	0	0	0	72
2001	CRAIG MOONE	3	0	0	0	18
2000	AARON MARTIN	5	0	0	0	30
2000	ANDY HARSH	9	0	0	0	54
2000	BOB BUBOVEC	0	2	0	15	21
2000	MIKE MORAN	4	0	0	0	24
1999	JOE MOTLEY	5	0	0	0	30
1999	PAUL NOBLE	2	2	0	6	24
1998	ADREIL FRAIZER	4	0	0	0	24
1998	MIKE PHILLIPS	6	0	0	0	36
1998	TRENTON HILLIER	4	4	0	16	52
1997	PETE HAYES	8	0	0	0	48
1997	MIKE MURTON	6	0	0	0	36
1997	TRENTON HILLIER	0	5	0	19	34
1996	CHUCK ARNOLD	8	0	0	0	48
1996	MATT GIBBONS	2	0	0	0	12
1996	MIKE MURTON	3	0	0	0	18
1996	MIKE PHILLIPS	2	0	0	0	12
1996	TRENTON HILLIER	0	3	0	14	23



YEAR-BY-YEAR SCORING STATS

Year	Name	TD	FG	2PT	PAT	Total
1995	ANDY RULE	9	0	0	0	54
1995	JOHN WERVEY	7	0	0	0	42
1995	RYAN NOBLE	3	3	1	24	53
1994	ANDY RULE	6	0	0	0	36
1994	HANK HUGHES	5	0	0	0	30
1994	JOHN WERVEY	6	0	1	0	38
1994	RYAN NOBLE	3	0	2	4	20
1993	ANDY RULE	3	0	0	0	18
1993	BRYAN KRUEGER	0	0	0	11	11
1993	TODD BUSH	12	0	0	0	72
1993	WES RULE	2	0	0	0	12
1992	TODD BUSH	4	0	0	0	24
1992	TOM GABRAM	18	0	0	0	108
1991	DAMON MINTZ	7	0	0	0	42
1991	DAN MAZULLO	2	0	0	0	12
1991	PAT NOBLE	0	3	0	11	20
1991	TOM GABRAM	8	0	0	0	54
1991	DAMON MINTZ	7	0	0	0	42
1990	CALVIN LONG	4	0	0	0	24
1990	NORM HADAD	4	0	0	0	24
1990	PAT NOBLE	0	4	0	10	22
1990	TOM GABRAM	3	0	0	0	21
1990	DAMON MINTZ	2	0	0	0	12
1989	DAMON MINTZ	7	0	0	0	42
1989	JASON SCHIERILING	4	0	0	0	24
1989	PAT NOBLE	0	1	0	6	9
1988	JASON MAXWELL	3	0	0	11	29
1988	JUDD MINTZ	11	0	0	0	66
1988	MATT DAWSON	3	1	0	0	20
1987	KEN MCCLINTOCK	16	0	0	0	96
1987	LANE TORRES	1	0	0	5	11
1987	MIKE DINALLO	7	0	1	0	44
1987	PAUL SCHELL	2	2	0	7	25
1986	ANDY GURD	1	0	0	0	6
1986	DARRYL WODECKI	3	1	1	13	36
1986	DREW BREEDEN	1	0	1	0	8
1986	KEN MCCLINTOCK	9	0	1	0	56
1986	MIKE DINALLO	10	0	0	0	60
1986	TONY RHEA	4	0	1	0	25
1985	DAVE DUROSS	3	0	0	0	18
1985	KEN MCCLINTOCK	7	0	0	0	42

Year	Name	TD	FG	2PT	PAT	Total
1984	CHRIS LENCEWWICZ	6	0	0	0	36
1984	JEFF KLIE	12	0	1	0	74
1984	RICK BROWN	0	0	0	27	27
1983	CHRIS LENCEWWICZ	1	1	0	12	19
1983	HANK NEWMAN	9	0	1	0	57
1983	JEFF KLIE	5	0	1	0	32
1983	STEVE TUCKERMAN	8	0	0	0	48
1981	GREG RANDALL	6	0	0	0	36
1981	SHAUN WALKER	7	0	0	0	42
1981	DENNY BISESI	3	0	0	0	18
1980	RICKY HUCKABEE	8	0	0	0	48
1980	GREG RANDALL	4	0	1	0	26
1980	OLIVER SAUTER	0	3	0	10	19
1980	DENNY BISESI	2	0	0	0	12
1980	SHAUN WALKER	3	0	0	0	18
1979	DENNY BISESI	5	0	0	0	30
1979	TOM HISSAM	4	0	0	0	24
1979	BILL MITCHELL	3	0	0	0	18
1979	RICK HUCKABEE	3	0	0	0	18
1979	NICK ZSEBEDICS	0	2	0	10	16



VENGEANCE .3

YEAR-BY-YEAR RUSHING STATS

Year		Attempts	Yards	TD	Single Game High
2017	JACK PORTER	238	1447	22	233
2017	JON TOMCUFCIK	65	215	3	47
2017	KEE-SHAUN MERRILL	33	255	4	87
2016	BRAD VERBIC	104	327	4	99
2016	JAMES THIGPEN	149	702	10	213
2016	JIMMY BURG	52	233	2	53
2015	BEN DEFRANCO	55	254	3	72
2015	JAMES THIGPEN	97	406	3	138
2015	PARKER GDULA	153	870	8	162
2014	JAKE SILBERMAN	55	251	5	87
2014	JAMES THIGPEN	164	1064	13	188
2014	JEREMY WYERS	34	120	5	49
2014	PARKER GDULA	73	366	7	61
2013	JAKE SILBERMAN	61	436	6	183
2013	JAMES THIGPEN	38	316	3	160
2013	PARKER GDULA	58	284	5	73
2013	PEDRO VELASCO	179	1110	15	174
2012	DARRYL RICHARDS	132	885	14	229
2012	JAKE SILBERMAN	14	79	2	49
2012	JEREMY WYERS	59	477	5	123
2012	NICK LOMBARDY	168	982	19	235
2011	AUSTIN ZACHEM	122	556	9	80
2011	MICHAEL BRAUN	81	418	6	104
2011	NICK LOMBARDY	182	1040	9	171
2010	AUSTIN ZACHEM	72	310	8	90
2010	PAT PORTER	179	1105	14	265
2010	PERCY JOHNSON	99	653	7	182
2009	JIMMY TOMCUFCIK	61	386	1	149
2009	KYLE WENINGER	51	64	7	73
2009	PAT PORTER	213	1103	12	218
2008	JIMMY TOMCUFCIK	107	501	3	NA
2008	JUSTIN BROWNLOW	65	232	2	NA
2008	PAT PORTER	61	346	2	NA
2007	BRETT TEVEPAUGH	90	323	8	NA
2007	DAN OLGETREE	141	827	9	NA
2007	DREADNAUGHT STUBBS	14	95	0	NA
2006	DAN OLGETREE	11	92	2	NA
2006	JUSTIN DEBAGGIS	44	172	2	NA
2006	MIKE FISHER	136	833	14	NA
2006	MIKE SILLA	76	425	3	NA
2005	BRETT TEVEPAUGH	17	37	0	NA
2005	JUSTIN DEBEGGIS	76	408	5	107

Year		Attempts	Yards	TD	Single Game High
2005	MIKE FISHER	34	144	2	124
2005	ROSS ALBERTS	184	1037	8	237
2004	BRANDON RUDOLF	126	604	2	NA
2004	TERRY LOVE	119	494	6	56
2003	ANTON NARINSKIY	139	740	8	NA
2002	ANDY HARSH	205	995	10	NA
2002	CHRIS BLOUIR	22	118	2	NA
2002	CRAIG MONNE	49	534	3	NA
2002	RYAN TEVEPAUGH	10	101	2	NA
2001	ANDY HARSH	120	909	11	NA
2001	JOE MOTLEY	47	359	2	NA
2001	MATT PHILLIPS	46	296	2	NA
2000	AARON MARTIN	21	115	1	NA
2000	ANDY HARSH	143	746	9	NA
2000	MATT PHILLIPS	41	45	0	NA
2000	MIKE MORAN	103	490	4	NA
1999	ADREIL FRAIZER	40	137	1	NA
1999	GARY RABATIN	88	568	2	NA
1999	JOE MOTLEY	131	577	5	NA
1999	PAUL NOBLE	24	159	2	NA
1998	ADREIL FRAIZER	23	109	4	NA
1998	LADI WILLIAMS	59	257	3	NA
1998	PAUL NOBLE	44	224	1	NA
1998	RYAN REARDON	154	845	3	NA
1997	MIKE MURTON	110	792	7	117
1997	NATE NOSAL	58	451	2	110
1997	PETER HAYES	91	675	8	153
1997	RAYAN REARDON	60	305	1	75
1996	BRIAN SHELLITO	18	188	1	NA
1996	MIKE MURTON	141	661	3	NA
1996	PETER HAYES	66	319	1	NA
1996	RAY BERRY	52	240	1	NA
1995	ANDY RULE	129	1001	9	NA
1995	JOHN WERVEY	132	680	7	NA
1995	MARK LIEBERTH	48	268	0	NA
1995	MIKE MURTON	29	139	2	NA
1994	ANDY RULE	115	531	6	NA
1994	JOHN WERVEY	101	610	6	NA
1994	MARK LIEBERTH	23	109	0	NA
1993	ANDY RULE	36	181	3	NA
1993	TODD BUSH	134	846	12	NA
1993	WES RULE	118	437	2	NA



YEAR-BY-YEAR RUSHING STATS

Year		Attempts	Yards	TD	Single Game High
1992	TODD BUSH	105	525	4	NA
1992	TOM GABRAM	147	808	14	NA
1991	DAMON MINTZ	38	153	7	NA
1991	DAN MAZZULO	39	267	2	NA
1991	TOM GABRAM	202	1044	7	233
1990	CALVIN LONG	115	424	4	NA
1990	DAMON MINTZ	31	119	2	NA
1990	TOM GABRAM	166	637	2	NA
1989	CALVIN LONG	65	179	2	60
1989	DAMON MINTZ	158	398	7	100
1989	JASON SCHIERLING	180	468	4	92
1988	CLIFFORD THIGPEN	63	316	0	NA
1988	JOE SANDERS	25	131	0	NA
1988	JUDD MINTZ	196	1028	11	189
1987	KEN MCCLINTOCK	261	1471	16	NA
1987	MIKE DINALLO	91	430	7	NA
1987	PAUL SCHELL	53	235	2	NA
1986	KEN MCCLINTOCK	196	1325	9	NA
1986	TONY RHEA	73	443	2	NA
1985	KEN MCCLINTOCK	147	625	7	NA

Year		Attempts	Yards	TD	Single Game High
1984	CHRIS LENCEWICZ	73	466	6	NA
1984	DAVE RANDALL	120	505	5	NA
1984	JEFF KLIE	191	1196	10	NA
1983	DAVE RANDALL	88	350	1	NA
1983	HANK NEWMAN	147	828	9	NA
1983	SCOTT SELL	63	243	2	NA
1982	HANK NEWMAN	71	424	4	NA
1982	JEFF WEEMHOFF	102	645	4	NA
1981	DENNY BISESI	108	522	3	NA
1981	SHAUN WALKER	77	424	7	NA
1980	DENNY BISESI	86	474	2	NA
1980	SHAUN WALKER	142	738	3	NA
1979	BILL MITCHELL	86	490	3	117
1979	DENNY BISESI	81	357	5	121
1979	RICKY HUCKABEE	70	460	2	117
1978	BOB SIMPSON	121	641	1	109
1978	JOHN MITCHELL	133	532	5	102
1978	TERRY DYNOWSKI	57	218	3	48
1977	CURLIN BECK	170	1267	9	218
1976	CURLIN BECK	150	974	7	156



VENGEANCE .3

YEAR-BY-YEAR RECEIVING STATS

Year	Name	Receptions	Yards	TD
2017	BRANSON STANLEY	33	701	9
2017	KEE-SHAUN MERRILL	33	422	3
2017	AUSTIN SAFKO	28	292	1
2017	TYLER MINTZ	18	353	3
2017	JACK PORTER	7	51	0
2016	JAMES THIGPEN	31	427	1
2016	KEE-SHAUN MERRILL	27	445	6
2016	BRANSON STANLEY	25	333	2
2016	JACK PORTER	4	21	0
2015	CHRISTIAN CASSARO	22	230	0
2015	JAMES THIGPEN	16	166	1
2015	BRANSON STANLEY	18	231	1
2014	JEREMY WYERS	50	736	5
2014	JAKE SILBERMAN	34	549	5
2014	JAMES THIGPEN	23	345	0
2014	JAY WEEMHOFF	22	287	2
2013	DREW WENINGER	30	414	5
2013	JAKE SILBERMAN	26	304	2
2013	JEREMY WYERS	25	480	4
2013	PEDRO VALASCO	13	175	2
2012	JACK QUIGLEY	35	340	0
2012	JOE TOMCUFCIK	20	417	4
2011	DARRLY RICHARDS	22	464	4
2011	JOE TOMCUFCIK	8	110	0
2011	LENNY STANLEY	5	120	2
2010	PAT PORTER	12	123	0
2010	JUSTIN BROWNLOW	10	102	1
2010	DARRLY RICHARDS	2	86	1
2009	JUSTIN BROWNLOW	22	307	3
2009	JIM TOMCUFCIK	11	95	1
2009	DREADNAUGHT STUBBS	9	61	0
2008	PAT PORTER	13	67	0
2008	NICK GARDNER	7	19	0
2008	JIM TOMCUFCIK	4	36	0
2007	JOHN BEHM	40	521	4
2007	DREADNAUGHT STUBBS	25	433	3
2007	LUKE READ	12	147	4
2006	JOHN BEHM	39	348	3
2006	DREADLESS STUBBS	17	242	2
2006	RYAN GRAHAM	12	146	1
2005	JOHN BEHM	11	198	0
2005	DREADLESS STUBBS	5	65	0
2005	MARK VENTURA	15	255	2

Year	Name	Receptions	Yards	TD
2004	SHAWN HYRB	31	404	4
2004	JOSH SCHINAGLE	14	211	1
2002	BOB DUBOVEC	35	578	3
2002	CHRIS BLOUIR	20	223	2
2002	ANDY HARSCH	17	352	3
2002	ANTON NARINSKIY	14	161	1
2001	BOB DUBOVEC	43	644	7
2001	FRED LOCKINOUR	16	180	0
2001	CRAIG MOONE	14	162	3
2001	ANDY HARSH	13	212	1



VENGEANCE .3



YEAR-BY-YEAR RECEIVING STATS

Year	Name	Receptions	Yards	TD
2000	DAN PALACE	24	275	1
2000	AARON MARTIN	16	256	4
2000	MIKE MORAN	17	170	0
1999	ERIC CONROY	19	215	1
1998	MIKE PHILLIPS	33	502	6
1998	TRENTON HILLIER	22	483	4
1997	MICKEY KOSTELNIK	33	403	2
1997	MIKE PHILLIPS	32	446	1
1997	TRENTON HILLIER	18	223	1
1996	CHUCK ARNOLD	31	448	8
1996	MIKE PHILLIPS	9	154	2
1996	MIKE MURTON	7	113	3
1996	MATT GIBBONS	5	126	2
1995	RYAN NOBLE	27	410	3
1995	ANDY RULE	14	180	0
1995	STEVE WRIGHT	6	96	3
1994	RYAN NOBLE	24	388	3
1994	HANK HUGHES	16	265	5
1994	ANDY RULE	9	107	0
1993	GARY MORAN	11	174	1
1993	WES RULE	3	18	0
1993	TODD BUSH	2	35	0

Year	Name	Receptions	Yards	TD
1992	ANDREW HANKEE	16	199	1
1992	PAT NOBLE	14	306	2
1992	TODD BUSH	7	92	2
1991	TOM GABRAM	10	152	1
1991	PAT NOBLE	8	125	0
1990	TOM GABRAM	18	146	1
1989	NORM HADAD	17	163	1
1988	MATT DAWSON	15	252	1
1987	JUDAH HERMAN	17	247	1
1987	JUDD MINTZ	9	234	0
1987	MATT DAWSON	10	183	1
1986	DARRYL WODECKI	24	360	3
1986	TONY RHEA	7	126	1
1985	DARRYL WODECKI	24	345	1
1985	DARIN WALKER	23	253	1
1984	ROB FORGERTY	9	225	4
1984	GREG FRITZ	8	138	0
1984	JEFF KLIE	7	102	2
1983	STEVE TUCKERMAN	22	553	8
1982	JAY GOODMAN	12	173	1
1981	TODD HALL	17	315	4
1981	GREG JONES	14	223	1
1980	RICKY HUCKABEE	16	233	3



YEAR-BY-YEAR PASSING STATS

Year	Name	Completions	Attempts	Yards	Interceptions	TD	Completion PCT.	Passer Rating
2017	JON TOMCUFCIK	116	222	1794	5	15	52.2	137.93
2016	JIM BURG	110	195	1459	7	9	56.4	127.31
2015	PARKER GDULA	117	249	1354	9	10	46.9	98.69
2014	PARKER GDULA	148	259	2328	7	15	57.1	146.35
2013	PARKER GDULA	125	224	1679	17	14	55.5	124.21
2012	DARRYL RICHARDS	85	161	1095	12	6	52.7	107.32
2011	AUSTIN ZACHEM	44	112	872	6	7	25.4	114.6
2010	AUSTIN ZACHEM	32	56	435	1	1	57.1	124.71
2010	JAMES SCIORTINO	17	40	227	2	2	42.5	96.67
2009	KYLE WENINGER	65	118	754	12	5	55.1	102.4
2008	JUSTIN BROWNLOW	34	102	170	10	0	33.3	27.73
2007	BRETT TEVEPAUGH	113	190	1601	1	11	59.5	148.3
2006	MIKE FISHER	92	169	989	9	7	54.4	106.61
2005	BRETT TEVEPAUGH	24	83	449	2	3	28.9	81.47
2005	MIKE FISHER	24	67	426	1	3	35.8	101.02
2004	TERRY LOVE	61	130	875	3	7	46.9	116.62
2003	RYAN TEVEPAUGH	78	190	1380	7	8	41.1	108.59
2002	CRAIG MONNE	78	174	1253	11	10	44.8	111.64
2001	MATT PHILLIPS	95	191	1278	17	13	57	110.6
2000	MATT PHILLIPS	80	186	1059	5	7	43	97.88
1999	PAUL NOBLE	44	110	593	1	2	40	89.47
1998	PAUL NOBLE	74	151	1278	9	10	49	130.03
1997	BRIAN SHELLITO	93	180	1142	6	4	51.6	105.63
1996	BRIAN SHELLITO	65	177	1010	12	10	36.7	89.74
1995	MARK LIEBERTH	54	104	756	7	5	51.9	115.39
1994	MARK LIEBERTH	52	120	804	12	11	43.3	109.86
1993	JOHN KEEFE	31	87	479	7	1	35.6	69.58
1992	CASEY KELLERMAN	50	84	822	3	5	59.5	154.22
1991	DAMON MINTZ	35	70	467	5	2	50	101.18
1990	MATT SCHMITTLE	15	53	161	0	1	28.3	60.05
1990	DAMON MINTZ	14	47	155	6	2	29.8	46
1989	DAMON MINTZ	36	125	323	13	1	28.8	32.35
1988	JASON MAXWELL	56	130	532	10	3	43.3	69.68
1987	MIKE DINALLO	42	95	729	15	3	44.2	87.51
1986	MIKE DINALLO	39	77	653	9	6	50.6	124.22
1985	AARON BRANDT	56	125	760	8	4	44.8	94.98
1984	CHRIS LENCEWWICZ	32	79	622	4	11	40.5	142.47
1983	CHRIS LENCEWWICZ	50	104	940	1	9	48	150.63
1982	CHRIS LENCEWWICZ	44	100	656	4	5	44	107.6
1981	GREG RANDALL	42	69	758	5	6	60.9	167.35
1980	GREG RANDALL	42	82	706	5	6	51.2	135.49
1979	TOM HISSAM	23	65	375	2	0	36.5	77.69
1978	TERRY DYNOWSKI	44	107	857	5	7	41.1	120.64

In 1979, when the NCAA developed the passing efficiency formula, they used average statistics from the previous 14 seasons of two-platoon football (which started in 1965). "8.4" was chosen so that the average passer would have a rating for yards-per-attempt and completion percentage of exactly 100.330 (3.3 times touchdown percentage) and 200 (2.0 times interception percentage) were chosen to cancel each other out for the average passer.



TOP 20 RUSHING

TOP 20 RUSHING YARDS SEASON		
YEAR	YARDS	NAME
1987	1471	KEN MCCLINTOCK
2017	1447	JACK PORTER
1986	1325	KEN MCCLINTOCK
1977	1267	CURLIN BECK
1984	1196	JEFF KLIE
2013	1110	PEDRO VELASCO
2010	1105	PAT PORTER
2009	1103	PAT PORTER
2014	1064	JAMES THIGPEN
1991	1044	TOM GABRAM
2011	1040	NICK LOMBARDY
2005	1037	ROSS ALBERTS
1988	1028	JUDD MINTZ
1995	1001	ANDY RULE
2002	995	ANDY HARSH
2012	982	NICK LOMBARDY
1976	974	CURLIN BECK
2001	909	ANDY HARSH
2015	870	PARKER GDULA
1993	846	TODD BUSH

TOP 20 RUSH TD SEASON		
YEAR	TD	NAME
2017	22	JACK PORTER
2012	19	NICK LOMBARDY
1992	17	TOM GABRAM
1987	16	KEN MCCLINTOCK
2013	15	PEDRO VELASCO
2010	14	PAT PORTER
2006	14	MIKE FISHER
2014	13	JAMES THIGPEN
2009	12	PAT PORTER
1993	12	TODD BUSH
1988	11	JUDD MINTZ
2001	11	ANDY HARSH
1984	10	JEFF KLIE
2002	10	ANDY HARSH
2016	10	JAMES THIGPEN
1986	9	KEN MCCLINTOCK
1977	9	CURLIN BECK
2011	9	NICK LOMBARDY
1995	9	ANDY RULE
1983	9	HANK NEWMAN

TOP 20 RUSH ATTEMPTS SEASON		
YEAR	ATTEMPTS	NAME
1987	261	Ken McClintock
2017	238	Jack Porter
2009	213	Pat Porter
2002	205	Andy Harsh
1991	202	Tom Gabram
1986	196	Ken McClintock
1988	196	Judd Mintz
1984	191	Jeff Klie
2005	184	Ross Alberts
2011	182	Nick Lombardy
1989	180	Jason Schierling
2013	179	Pedro Velasco
2010	179	Pat Porter
1977	170	Curlin Beck
2012	168	Nick Lombardy
1990	166	Tom Gabram
2014	164	James Thigpen
1998	154	Ryan Reardon
2015	153	Parker Gdula
1976	150	Curlin Beck

TOP 20 RUSHING CAREER YARDS		
YEAR	YARDS	NAME
1985-1987	3421	KEN MCCLINTOCK
2000-2002	2650	ANDY HARSH
2008-2010	2554	PAT PORTER
1990-1992	2489	TOM GABRAM
2013-2016	2488	JAMES THIGPEN
1976-1977	2241	CURLIN BECK
2011-2012	2022	NICK LOMBARDY
1993-1995	1713	ANDY RULE
1995-1997	1592	MIKE MURTON
2013-2015	1520	PARKER GDULA
2017	1447	JACK PORTER
1992-1993	1371	TODD BUSH
1979-1981	1353	DENNY BISESI
1994-1995	1290	JOHN WERVEY
1982-1983	1252	HANK NEWMAN
1984	1196	JEFF KLIE
1980-1981	1162	SHAUN WALKER
1997-1998	1150	RYAN REARDON
2013	1110	PEDRO VELASCO
2005	1037	ROSS ALBERTS

TOP 20 RUSH TD CAREER		
YEAR	TD	NAME
1985-1987	32	KEN MCCLINTOCK
2000-2002	30	ANDY HARSH
2013-2016	29	JAMES THIGPEN
2008-2010	28	PAT PORTER
2011-2012	28	NICK LOMBARDY
1990-1992	27	TOM GABRAM
2017	22	JACK PORTER
2013-2015	20	PARKER GDULA
1993-1995	18	ANDY RULE
2010-2011	17	AUSTIN ZACHEM
1976-1977	16	CURLIN BECK
1992-1993	16	TODD BUSH
2005-2006	16	MIKE FISHER
1989-1991	16	DAMON MINTZ
2013	15	PEDRO VELASCO
2012	14	DARRYL RICHARDS
1994-1995	13	JOHN WERVEY
1982-1983	13	HANK NEWMAN
2012-2014	13	JAKE SILBERMAN
1995-1997	12	MIKE MURTON

TOP 20 RUSH ATT CAREER		
YEAR	ATTEMPTS	NAME
1985-1987	604	KEN MCCLINTOCK
1990-1992	515	TOM GABRAM
2000-2002	468	ANDY HARSH
2008-2010	453	PAT PORTER
2013-2016	448	JAMES THIGPEN
2011-2012	350	NICK LOMBARDY
1976-1977	320	CURLIN BECK
2013-2015	284	PARKER GDULA
1993-1995	280	ANDY RULE
1995-1997	280	MIKE MURTON
1979-1981	275	DENNY BISESI
1992-1993	239	TODD BUSH
2017	238	JACK PORTER
1994-1995	233	JOHN WERVEY
1989-1991	227	DAMON MINTZ
1980-1981	219	SHAUN WALKER
1982-1983	218	HANK NEWMAN
1997-1998	214	RYAN REARDON
1983-1984	208	DAVE RANDALL
1988	196	JUDD MINTZ

TOP 20 RECEIVING

TOP 20 RECEPTIONS SEASON		
YEAR	RECEPTIONS	NAME
2014	50	JEREMY WYERS
2001	43	BOB DUBOVEC
2007	40	JOHN BEHM
2006	39	JOHN BEHM
2012	35	JACK QUIGLEY
2002	35	BOB DUBOVEC
2017	33	BRANSON STANLEY
2017	33	KEE-SHAUN MERRILL
1998	33	MIKE PHILLIPS
1997	33	MICKY KOSTELNIK
2016	31	JAMES THIGPEN
2004	31	SHAWN HYRB
1996	31	CHUCK ARNOLD
2013	30	DREW WENINGER
1995	27	RYAN NOBLE
2000	24	DAN PALACE
1994	24	RYAN NOBLE
1986	24	DARRYL WODECKI
1985	23	DARIN WALKER
2015	22	CHRISTIAN CASSARO

TOP 20 RECEIVING YARDS SEASON		
YEAR	YARDS	NAME
2014	736	JEREMY WYERS
2017	701	BRANSON STANLEY
2001	644	BOB DUBOVEC
2002	578	BOB DUBOVEC
1983	553	STEVE TUCKERMAN
2007	521	JOHN BEHM
1998	502	MIKE PHILLIPS
2013	480	JEREMY WYERS
2011	464	DARRLY RICHARDS
1996	448	CHUCK ARNOLD
1997	446	MIKE PHILLIPS
2016	445	KEE-SHAUN MERRILL
2012	417	JOE TOMCUFCIK
1995	410	RYAN NOBLE
2004	404	SHAWN HYRB
1994	388	RYAN NOBLE
1986	360	DARRYL WODECKI
2006	348	JOHN BEHM
1985	345	DARRYL WODECKI
1981	315	TODD HALL

TOP 20 TD RECEPTIONS SEASON		
YEAR	TD	NAME
2017	9	BRANSON STANLEY
1996	8	CHUCK ARNOLD
1983	8	STEVE TUCKERMAN
2001	7	BOB DUBOVEC
2016	6	KEE-SHAUN MERRILL
1998	6	MIKE PHILLIPS
2014	5	JEREMY WYERS
2014	5	JAKE SILBERMAN
2013	5	DREW WENINGER
1994	5	HANK HUGHES
2012	4	JOE TOMCUFCIK
2011	4	DARRLY RICHARDS
2007	4	JOHN BEHM
2007	4	LUKE READ
2004	4	SHAWN HYRB
2000	4	AARON MARTIN
1984	4	ROB FORGERTY
1981	4	TODD HALL
2009	3	JUSTIN BROWNLOW
2006	3	JOHN BEHM

TOP 20 CAREER RECEPTIONS		
YEAR	RECEPTIONS	NAME
2005-2007	90	JOHN BEHM
2001-2002	78	BOB DUBOVEC
2015-2017	76	BRANSON STANLEY
2013-2014	75	JEREMY WYERS
1998	74	MIKE PHILLIPS
2016	70	JAMES THIGPEN
2013-2014	60	JAKE SILBERMAN
2016-2017	60	KEE-SHAUN MERRILL
1995	51	RYAN NOBLE
1985-1986	48	DARRYL WODECKI
1998	40	TRENTON HILLIER
2012	35	JACK QUIGLEY
2007-2009	34	DREADNAUGHT STUBBS
1997	33	MICKY KOSTELNIK
2009-2010	32	JUSTIN BROWNLOW
1996	31	CHUCK ARNOLD
2004	31	SHAWN HYRB
2001-2002	30	ANDY HARSCH
2013	30	DREW WENINGER
2017	28	AUSTIN SAFKO

TOP 20 CAREER RECEIVING YARDS		
YEAR	YARDS	NAME
2015-2017	1265	BRANSON STANLEY
2001-2002	1222	BOB DUBOVEC
2013-2014	1216	JEREMY WYERS
1998	1102	MIKE PHILLIPS
2005-2007	1067	JOHN BEHM
2016	938	JAMES THIGPEN
2016-2017	867	KEE-SHAUN MERRILL
2013-2014	853	JAKE SILBERMAN
1995	798	RYAN NOBLE
2009-2010	729	JUSTIN BROWNLOW
1998	706	TRENTON HILLIER
1985-1986	705	DARRYL WODECKI
2001-2002	564	ANDY HARSCH
1983	553	STEVE TUCKERMAN
2010-2011	550	DARRLY RICHARDS
2011-2012	527	JOE TOMCUFCIK
2007-2009	494	DREADNAUGHT STUBBS
1996	448	CHUCK ARNOLD
1988	435	MATT DAWSON
1992	431	PAT NOBLE

TOP 20 CAREER TD RECEPTIONS		
YEAR	TD	NAME
2015-2017	12	BRANSON STANLEY
2001-2002	10	BOB DUBOVEC
2013-2014	9	JEREMY WYERS
2016-2017	9	KEE-SHAUN MERRILL
1998	9	MIKE PHILLIPS
1996	8	CHUCK ARNOLD
1983	8	STEVE TUCKERMAN
2013-2014	7	JAKE SILBERMAN
2005-2007	7	JOHN BEHM
2009-2010	6	JUSTIN BROWNLOW
1995	6	RYAN NOBLE
2010-2011	5	DARRLY RICHARDS
2013	5	DREW WENINGER
1994	5	HANK HUGHES
1998	5	TRENTON HILLIER
2000	4	AARON MARTIN
2001-2002	4	ANDY HARSCH
1985-1986	4	DARRYL WODECKI
2011-2012	4	JOE TOMCUFCIK
2007	4	LUKE READ

TOP 20 PASSING - SEASON

TOP 20 PASSING COMPLETIONS SEASON		
YEAR	COMPLETIONS	NAME
2014	148	PARKER GDULA
2013	125	PARKER GDULA
2015	117	PARKER GDULA
2017	116	JON TOMCUFCIK
2007	113	BRETT TEVEPAUGH
2016	110	JIM BURG
2001	95	MATT PHILLIPS
1997	93	BRIAN SHELLITO
2006	92	MIKE FISHER
2012	85	DARRYL RICHARDS
2000	80	MATT PHILLIPS
2003	78	RYAN TEVEPAUGH
2002	78	CRAIG MONNE
1998	74	PAUL NOBLE
2009	65	KYLE WENINGER
1996	65	BRIAN SHELLITO
2004	61	TERRY LOVE
1988	56	JASON MAXWELL
1985	56	AARON BRANDT
1995	54	MARK LIEBERTH

TOP 20 PASSING ATTEMPTS SEASON		
YEAR	ATTEMPTS	NAME
2014	259	PARKER GDULA
2015	249	PARKER GDULA
2013	224	PARKER GDULA
2017	222	JON TOMCUFCIK
2016	195	JIM BURG
2001	191	MATT PHILLIPS
2007	190	BRETT TEVEPAUGH
2003	190	RYAN TEVEPAUGH
2000	186	MATT PHILLIPS
1997	180	BRIAN SHELLITO
1996	177	BRIAN SHELLITO
2002	174	CRAIG MONNE
2006	169	MIKE FISHER
2012	161	DARRYL RICHARDS
1998	151	PAUL NOBLE
2004	130	TERRY LOVE
1988	130	JASON MAXWELL
1989	125	DAMON MINTZ
1985	125	AARON BRANDT
1994	120	MARK LIEBERTH

TOP 20 PASSING TD SEASON		
YEAR	TD	NAME
2017	15	JON TOMCUFCIK
2014	15	PARKER GDULA
2013	14	PARKER GDULA
2001	13	MATT PHILLIPS
2007	11	BRETT TEVEPAUGH
1994	11	MARK LIEBERTH
1984	11	CHRIS LENCEWWICZ
2015	10	PARKER GDULA
2002	10	CRAIG MONNE
1998	10	PAUL NOBLE
1996	10	BRIAN SHELLITO
2016	9	JIM BURG
1983	9	CHRIS LENCEWWICZ
2003	8	RYAN TEVEPAUGH
2011	7	AUSTIN ZACHEM
2006	7	MIKE FISHER
2004	7	TERRY LOVE
2000	7	MATT PHILLIPS
1978	7	TERRY DYNOWSKI
2012	6	DARRYL RICHARDS

TOP 20 PASS SEASON COMP PCT		
YEAR	COMPLETION PCT.	NAME
1981	60.9	GREG RANDALL
2007	59.5	BRETT TEVEPAUGH
1992	59.5	CASEY KELLERMAN
2014	57.1	PARKER GDULA
2010	57.1	AUSTIN ZACHEM
2001	57	MATT PHILLIPS
2016	56.4	JIM BURG
2013	55.5	PARKER GDULA
2009	55.1	KYLE WENINGER
2006	54.4	MIKE FISHER
2012	52.7	DARRYL RICHARDS
2017	52.2	JON TOMCUFCIK
1995	51.9	MARK LIEBERTH
1997	51.6	BRIAN SHELLITO
1980	51.2	GREG RANDALL
1986	50.6	MIKE DINALLO
1991	50	DAMON MINTZ
1998	49	PAUL NOBLE
1983	48	CHRIS LENCEWWICZ
2015	46.9	PARKER GDULA

TOP 20 PASSING YARDS SEASON		
YEAR	YARDS	NAME
2014	2328	PARKER GDULA
2017	1794	JON TOMCUFCIK
2013	1679	PARKER GDULA
2007	1601	BRETT TEVEPAUGH
2016	1459	JIM BURG
2003	1380	RYAN TEVEPAUGH
2015	1354	PARKER GDULA
2001	1278	MATT PHILLIPS
1998	1278	PAUL NOBLE
2002	1253	CRAIG MONNE
1997	1142	BRIAN SHELLITO
2012	1095	DARRYL RICHARDS
2000	1059	MATT PHILLIPS
1996	1010	BRIAN SHELLITO
2006	989	MIKE FISHER
1983	940	CHRIS LENCEWWICZ
2004	875	TERRY LOVE
2011	872	AUSTIN ZACHEM
1978	857	TERRY DYNOWSKI
1992	822	CASEY KELLERMAN

TOP 20 PASSING INTERCEPTIONS SEASON		
YEAR	INTERCEPTIONS	NAME
2013	17	PARKER GDULA
2001	17	MATT PHILLIPS
1987	15	MIKE DINALLO
1989	13	DAMON MINTZ
2012	12	DARRYL RICHARDS
2009	12	KYLE WENINGER
1996	12	BRIAN SHELLITO
1994	12	MARK LIEBERTH
2002	11	CRAIG MONNE
2008	10	JUSTIN BROWNLOW
1988	10	JASON MAXWELL
2015	9	PARKER GDULA
2006	9	MIKE FISHER
1998	9	PAUL NOBLE
1986	9	MIKE DINALLO
1985	8	AARON BRANDT
2016	7	JIM BURG
2014	7	PARKER GDULA
2003	7	RYAN TEVEPAUGH
1995	7	MARK LIEBERTH

TOP 20 PASSING - CAREER

TOP 20 CAREER PASS COMPLETIONS		
YEAR	COMPLETIONS	NAME
2013-2015	390	PARKER GDULA
2000-2001	175	MATT PHILLIPS
1996-1997	158	BRIAN SHELLITO
2005 & 2007	137	BRETT TEVEPAUGH
1982-1984	126	CHRIS LENCEWWICZ
1998-1999	118	PAUL NOBLE
2005-2006	116	MIKE FISHER
2017	116	JON TOMCUFCIK
2016-2017	116	JIM BURG
1994-1995	106	MARK LIEBERTH
2012	85	DARRYL RICHARDS
1989-1991	85	DAMON MINTZ
1980-1981	84	GREG RANDALL
1986-1987	81	MIKE DINALLO
2003	78	RYAN TEVEPAUGH
2002	78	CRAIG MONNE
2011	76	AUSTIN ZACHEM
2009	65	KYLE WENINGER
2004	61	TERRY LOVE
1988	56	JASON MAXWELL

TOP 20 CAREER COMPLETION PCT		
YEAR	COMPLETION PCT.	NAME
1992	59.5	CASEY KELLERMAN
2016	56.6	JIM BURG
1981	55.62	GREG RANDALL
2009	55.1	KYLE WENINGER
2015	53.27	PARKER GDULA
2012	52.7	DARRYL RICHARDS
2017	52.2	JON TOMCUFCIK
2007	50.18	BRETT TEVEPAUGH
1995	47.32	MARK LIEBERTH
1987	47.09	MIKE DINALLO
2004	46.9	TERRY LOVE
2006	46.61	MIKE FISHER
2001	46.41	MATT PHILLIPS
2011	45.23	AUSTIN ZACHEM
1999	45.21	PAUL NOBLE
2002	44.8	CRAIG MONNE
1985	44.8	AARON BRANDT
1984	44.52	CHRIS LENCEWWICZ
1997	44.26	BRIAN SHELLITO
1988	43.3	JASON MAXWELL

TOP 20 CAREER PASS ATTEMPTS		
YEAR	ATTEMPTS	NAME
2013-2015	732	PARKER GDULA
2000-2001	377	MATT PHILLIPS
1996-1997	357	BRIAN SHELLITO
1982-1984	283	CHRIS LENCEWWICZ
2005 & 2007	273	BRETT TEVEPAUGH
1998-1999	261	PAUL NOBLE
1989-1991	242	DAMON MINTZ
2005-2006	236	MIKE FISHER
1994-1995	224	MARK LIEBERTH
2017	222	JON TOMCUFCIK
2016-2017	205	JIM BURG
2003	190	RYAN TEVEPAUGH
2002	174	CRAIG MONNE
1986-1987	172	MIKE DINALLO
2011	168	AUSTIN ZACHEM
2012	161	DARRYL RICHARDS
1980-1981	151	GREG RANDALL
2004	130	TERRY LOVE
1988	130	JASON MAXWELL
1985	125	AARON BRANDT

TOP 20 CAREER PASS TD		
YEAR	TD	NAME
2013-2015	39	PARKER GDULA
1982-1984	25	CHRIS LENCEWWICZ
2000-2001	20	MATT PHILLIPS
1994-1995	16	MARK LIEBERTH
2017	15	JON TOMCUFCIK
1996-1997	14	BRIAN SHELLITO
2005 & 2007	14	BRETT TEVEPAUGH
1998-1999	12	PAUL NOBLE
1980-1981	12	GREG RANDALL
2005-2006	10	MIKE FISHER
2002	10	CRAIG MONNE
2016-2017	9	JIM BURG
1986-1987	9	MIKE DINALLO
2003	8	RYAN TEVEPAUGH
2011	8	AUSTIN ZACHEM
2004	7	TERRY LOVE
1978	7	TERRY DYNOWSKI
2012	6	DARRYL RICHARDS
1989-1991	5	DAMON MINTZ
2009	5	KYLE WENINGER

TOP 20 CAREER PASS INTERCEPTIONS		
YEAR	INTERCEPTIONS	NAME
2013-2015	33	PARKER GDULA
1989-1991	24	DAMON MINTZ
1986-1987	24	MIKE DINALLO
2000-2001	22	MATT PHILLIPS
1994-1995	19	MARK LIEBERTH
1996-1997	18	BRIAN SHELLITO
2012	12	DARRYL RICHARDS
2009	12	KYLE WENINGER
2002	11	CRAIG MONNE
1998-1999	10	PAUL NOBLE
2005-2006	10	MIKE FISHER
1980-1981	10	GREG RANDALL
1988	10	JASON MAXWELL
2008	10	JUSTIN BROWNLOW
1982-1984	9	CHRIS LENCEWWICZ
1985	8	AARON BRANDT
2016-2017	7	JIM BURG
2003	7	RYAN TEVEPAUGH
2011	7	AUSTIN ZACHEM
1993	7	JOHN KEEFE

TOP 20 CAREER PASS YARDS		
YEAR	YARDS	NAME
2013-2015	5361	PARKER GDULA
2000-2001	2337	MATT PHILLIPS
1982-1984	2218	CHRIS LENCEWWICZ
1996-1997	2152	BRIAN SHELLITO
2005 & 2007	2050	BRETT TEVEPAUGH
1989-1999	1871	PAUL NOBLE
2017	1794	JON TOMCUFCIK
1995	1560	MARK LIEBERTH
2016	1508	JIM BURG
1981	1464	GREG RANDALL
2006	1415	MIKE FISHER
1987	1382	MIKE DINALLO
2003	1380	RYAN TEVEPAUGH
2011	1307	AUSTIN ZACHEM
2002	1253	CRAIG MONNE
2012	1095	DARRYL RICHARDS
1991	945	DAMON MINTZ
2004	875	TERRY LOVE
1978	857	TERRY DYNOWSKI
1992	822	CASEY KELLERMAN

TOP 20 PASSER RATING

TOP 20 SEASON PASSER RATING								
YEAR	PASSER RATING	NAME	COMPLETIONS	ATTEMPTS	YARDS	INTERCEPTIONS	TD	COMPLETION PCT.
1981	167.35	GREG RANDALL	42	69	758	5	6	60.9
1992	154.22	CASEY KELLERMAN	50	84	822	3	5	59.5
1983	150.63	CHRIS LENCEWWICZ	50	104	940	1	9	48
2007	148.3	BRETT TEVEPAUGH	113	190	1601	1	11	59.5
2014	146.35	PARKER GDULA	148	259	2328	7	15	57.1
1984	142.47	CHRIS LENCEWWICZ	32	79	622	4	11	40.5
2017	137.93	JON TOMCUFCIK	116	222	1794	5	15	52.2
1980	135.49	GREG RANDALL	42	82	706	5	6	51.2
1998	130.03	PAUL NOBLE	74	151	1278	9	10	49
2016	127.31	JIM BURG	110	195	1459	7	9	56.4
2010	124.71	AUSTIN ZACHEM	32	56	435	1	1	57.1
1986	124.22	MIKE DINALLO	39	77	653	9	6	50.6
2013	124.21	PARKER GDULA	125	224	1679	17	14	55.5
1978	120.64	TERRY DYNOWSKI	44	107	857	5	7	41.1
2004	116.62	TERRY LOVE	61	130	875	3	7	46.9
1995	115.39	MARK LIEBERTH	54	104	756	7	5	51.9
2011	114.6	AUSTIN ZACHEM	44	112	872	6	7	25.4
2002	111.64	CRAIG MONNE	78	174	1253	11	10	44.8
2001	110.6	MATT PHILLIPS	95	191	1278	17	13	57
1994	109.86	MARK LIEBERTH	52	120	804	12	11	43.3

TOP 20 CAREER PASSER RATING								
YEAR	PASSER RATING	NAME	COMPLETIONS	ATTEMPTS	YARDS	INTERCEPTIONS	TD	COMPLETION PCT.
1992	154.22	CASEY KELLERMAN	50	84	822	3	5	59.5
1980-1981	150.05	GREG RANDALL	84	151	1464	10	12	55.62
2017	137.93	JON TOMCUFCIK	116	222	1794	5	15	52.2
1986-1984	133.52	CHRIS LENCEWWICZ	126	283	2218	9	25	44.52
2005 & 2007	127.99	BRETT TEVEPAUGH	137	273	2050	3	14	50.18
2016-2017	126.04	JIM BURG	116	205	1508	7	9	56.6
2013-2015	123.26	PARKER GDULA	390	732	5361	33	39	53.27
1978	120.64	TERRY DYNOWSKI	44	107	857	5	7	41.1
2011	117.97	AUSTIN ZACHEM	76	168	1307	7	8	45.23
2004	116.62	TERRY LOVE	61	130	875	3	7	46.9
1998-1999	112.94	PAUL NOBLE	118	261	1871	10	12	45.21
1994-1995	112.43	MARK LIEBERTH	106	224	1560	19	16	47.32
2002	111.64	CRAIG MONNE	78	174	1253	11	10	44.8
2003	108.59	RYAN TEVEPAUGH	78	190	1380	7	8	41.1
2012	107.32	DARRYL RICHARDS	85	161	1095	12	6	52.7
2000-2001	104.33	MATT PHILLIPS	175	377	2337	22	20	46.41
1986-1987	103.95	MIKE DINALLO	81	172	1382	24	9	47.09
2005-2006	102.48	MIKE FISHER	116	236	1415	10	10	46.61
2009	102.4	KYLE WENINGER	65	118	754	12	5	55.1
1996-1997	97.75	BRIAN SHELLITO	158	357	2152	18	14	44.26


2017 DEFENSIVE STATS

#	Player	Solo	Assist	Total	Sack	Interception	Fumble Recovery	Forced Fumble	Tackle for Loss
6	IKLODI	49	18	67	3	2	1	0	5
25	LEYGRAAF	44	15	59	1	1	0	1	4
4	VARGO	45	13	58	1	0	0	0	1
44	STAUDENBAUER	42	11	53	1	0	0	0	2
20	DOMBROWSKI	43	7	50	0	4	2	3	1
23	FRANKLIN	44	4	48	0	2	1	2	0
33	KURE	43	20	43	4	0	1	1	8
2	MINTZ	26	9	35	0	3	2	0	1
66	DEULEY	21	13	34	3	0	0	0	2
3	STANLEY	20	3	23	1	1	1	0	0
21	ENGELHART	13	6	19	0	0	0	0	0
47	MATTY	11	2	13	0	0	1	1	0
15	OAKES	12	1	13	1	0	0	0	0
13	MERRILL	9	1	10	0	3	0	0	1
75	SOTERA	7	2	9	0	0	0	0	0
24	SAFKO	6	1	7	0	0	1	0	0
22	KESTRANEK	5	1	6	0	0	0	0	0
31	MIDDLETON	5	0	5	0	0	0	0	3
51	DEJARNETTE	3	2	5	0	0	0	0	1
63	CZECH	3	1	4	0	0	0	0	0
55	JONES	3	1	4	0	0	0	0	0
5	PORTER	4	0	4	0	0	0	0	0
14	BROWN	2	1	3	0	0	0	0	0
42	ADAMS	3	0	3	0	0	0	0	0
11	JARZEMBAK	2	0	2	0	0	0	0	0
54	DOMBROWSKI	1	1	2	0	0	0	0	0
32	KRAMER	2	0	2	0	0	0	0	0
57	VANDERBILT	1	0	1	0	0	0	0	0
9	KING	1	0	1	0	0	0	0	1
45	TORRES	1	0	1	0	0	0	0	0
49	SKARAMANGAS	1	0	1	0	0	0	0	0
59	GRUDEN	0	1	1	0	0	0	0	0
29	KING	1	0	1	0	0	0	0	0
26	FECKO	1	0	1	0	0	0	0	0
50	SCHROEDER	0	0	0	0	0	1	0	0

VENGEANCE .3



THANK YOU



SOURCES

- Cleveland Plain Dealer
- Cleveland Press
- Geauga Times Leader
- Geauga County Maple Leaf
- Chagrin Valley Times
- News Herald
- Record Courier
- Akron Beacon Journal
- Geauga County Touchdown Club
- JoeEitel.com webpage
- Hudl.com webpage
- Maxpreps.com webpage
- OHSAA.org webpage
- Facebook
- Twitter
- Kenstonlocal.org webpage
- Kenston Board Office – Historical Closet
- Bainbridge Library
- Chagrin Falls Library
- Chardon Library
- Cuyahoga County Library
- Multiple college and high school websites

SPECIAL THANKS TO:

- Katie McGrath, Kenston – Yearbook support
- Ronnie Continenza, Kenston – Webmaster and Photographer
- Chris Berger, Kenston – Statistician
- Bomber Elite Club
- Joe Podolski, News Herald – Reporter
- Al Hrabak, Former Kenston Head Coach and Athletic Director
- Jack Bair, Former Kenston Head Coach and Teacher
- Zinn Gorby, Former Kenston Head Coach, Teacher and Principal
- Paul Koballa, Former Kenston Head Coach and Teacher
- Frank Kitko, Former Kenston Assistant Coach and Teacher
- Mike Knepp, Former Kenston Head Coach and Teacher
- Rick Adams, Former Kenston Head Coach and Teacher
- Roger Vasey, Former Kenston Head Coach and Teacher
- Pete Thompson, Former Kenston Head Coach and Teacher
- Jeff Grubich, Current Kenston Head Coach and Teacher
- John Kampf, News Herald – Reporter
- Tom Gabram, Former Player and High School Principal

WHY THE MEDIA GUIDE?

After a successful and heartbreaking 2017 campaign, We, Tom Porter and Kurt Gabram, were reliving the highs and lows of the season and Kenston's football tradition. We were discussing this one day when we realized that the football history was extremely special and needed to be documented. There was some historical information about the program but nothing that was complete. We decided that the best way to document this was to use a media guide type format, because it would cover everything from school information to history to statistics, basically everything significant to the football program. This format would enable us to organize the massive amounts of information needed for a complete guide. Many people have tried to tackle this task but were overwhelmed by the vast amount of data and missing information. We were even told by a former head coach, "Great idea, but it will never happen." Well, challenge accepted and here it is.



VENGEANCE . 3

Our first step in building the guide was to meet with as many Kenston football people as possible. In early February, we had our first of many coach's meetings. We had access to 9 of the 13 current and former head coaches. We prepared a questionnaire and asked the coaches to have it filled out prior to the meeting. We asked them to give us their favorite memories, players, challenges and in their eyes, what makes a Bomber? We had a total of five terrific meetings that lead to much of the content in the guide and we learned a lot about many of you who may be reading this guide now. These coaches include Kenston Hall of Famer Al Hrabak, Jack Bair, 100+ win coach Zinn Gorby, state finalist coach Paul Koballa, state finalist coach Mike Knepp, long time assistant coach Frank Kitko, Rick Adams, Roger Vasey, Pete Thompson, and current coach Jeff Grubich. A big thank you to all these coaches for enriching our community.

The next step was to our area libraries where we dug up data and information via micro fiche, newspapers and yearbooks. We would like to thank all the many librarians from the Bainbridge, Chagrin, Chardon, and the Cuyahoga County Libraries, who helped us with this project.

After pouring through a seemingly endless amount of data and producing 60 plus years of football stats and facts, we thought the job was done. It truly was just the beginning. We had to organize and prioritize this information into a comprehensive body of work that was accurate, informative, and entertaining.























WAR ROOM










VENGEANCE .3










REFEREE SIGNALS

<p>1</p>  <p>Ball ready for play *Untimed down</p>	<p>2</p>  <p>Start clock</p>	<p>3</p>  <p>Time-out Discretionary or injury time-out (follow by tapping hands on chest)</p>	<p>4</p>  <p>TV/Radio time-out</p>	
<p>5</p>  <p>Touchdown Field goal Point(s) after touchdown</p>	<p>6</p>  <p>Safety</p>	<p>7</p>  <p>Dead ball foul Touchback (move side to side)</p>	<p>8</p>  <p>First down</p>	
<p>9</p>  <p>Loss of down</p>	<p>10</p>  <p>Incomplete forward pass Penalty declined No play, no score Toss option deferred</p>	<p>11</p>  <p>Legal touching of forward pass or scrimmage kick</p>	<p>12</p>  <p>Inadvertent whistle (Face Press Box)</p>	<p>13</p>  <p>Disregard flag</p>
<p>14</p>  <p>End of period</p>	<p>15</p>  <p>Sideline warning (NFHS)</p>	<p>16</p>  <p>First touching (NFHS) Illegal touching</p>	<p>17</p>  <p>Uncatchable forward pass (NCAA)</p>	
<p>18</p>  <p>Encroachment (NFHS) Offside defense or free-kick defense (NCAA)</p>	<p>19</p>  <p>False start Illegal formation</p> <p>Encroachment offense (NCAA)</p>	<p>20</p>  <p>Illegal shift - 2 hands Illegal motion - 1 hand</p>	<p>21</p>  <p>Delay of game</p>	<p>22</p>  <p>Substitution infraction</p>

REFEREE SIGNALS

<p>23</p>  <p>Failure to wear required equipment</p>	<p>24</p>  <p>Illegal helmet contact</p>	<p>25</p>  <p>Illegal Horse-Collar Tackle</p>	<p>27</p>  <p>Unsportsmanlike conduct Noncontact foul</p>	<p>28</p>  <p>Illegal participation</p>
<p>29</p>  <p>Sideline interference (Face Press Box)</p>	<p>30</p>  <p>Running into or Roughing kicker or holder</p>	<p>31</p>  <p>Illegal batting/kicking (Followed by pointing toward toe for kicking)</p>	<p>32</p>  <p>Invalid fair catch signal (NFHS) Illegal fair catch signal</p>	<p>33</p>  <p>Forward pass interference Kick catching interference</p>
<p>34</p>  <p>Roughing passer</p>	<p>35</p>  <p>Illegal pass/forward handing (Face Press Box)</p>	<p>36</p>  <p>Intentional grounding</p>	<p>37</p>  <p>Ineligible downfield on pass</p>	<p>38</p>  <p>Personal foul</p>
<p>39</p>  <p>Clipping</p>	<p>40</p>  <p>Blocking below waist Illegal block</p>	<p>41</p>  <p>Chop block</p>	<p>42</p>  <p>Holding/obstructing Illegal use of hands/arms</p>	<p>43</p>  <p>Illegal block in the back</p>
<p>44</p>  <p>Helping runner Interlocked blocking</p>	<p>45</p>  <p>Grasping face mask or helmet opening</p>	<p>46</p>  <p>Tripping</p>	<p>47</p>  <p>Disqualification</p>	

VENGEANCE 0.3%

OPPONENT	WEEK	8/24/2018	8/31/2018	9/7/2018	9/14/2018	9/21/2018	9/28/2018	10/5/2018	10/12/2018	10/19/2018	10/26/2018
Streetsboro Rockets	1	@ 	Orange Lions	@ Chagrin Falls Tigers	@ Akron Springfield Spartans	Woodridge Bulldogs	@ Field Falcons	Coventry Comets	Norton Panthers	Ravenna Ravens	Cloverleaf Colts
Chagrin Falls Tigers	2	@ Kirtland Hornets		Streetsboro Rockets	@ Perry Pirates	Rootstown Rovers	@ Orange Lions	@ Painesville Harvey Red Raiders	West Geauga Wolverines	Beachwood Bison	@ Geneva Eagles
West Geauga Wolverines	3	Chardon Hilltoppers	@ NDCL Lions		@ Beachwood Bison	Geneva Eagles	Painesville Harvey Red Raiders	@ Perry Pirates	@ Chagrin Falls Tigers	@ Orange Lions	South Range Raiders
Eastlake North Rangers	4	@ Westlake Demons	Revere Minutemen	@ Maple Heights Mustangs	@ 	Willoughby South Rebels	@ Riverside Beavers	@ Brush Arcs	Mayfield Wildcats	Madison Blue Streaks	@ Chardon Hilltoppers
Brush Arcs	5	Canton Hoover Vikings	Cleveland John Hay Hornets	Cleveland John Adams Rebels	@ Mayfield Wildcats		@ Willoughby South Rebels	Eastlake North Rangers	@ Chardon Hilltoppers	Riverside Beavers	@ Madison Blue Streaks
Mayfield Wildcats	6	@ Walsh Jesuit Warriors	Massillon Jackson Polar Bears	@ Nordonia Knights	Brush Arcs	Chardon Hilltoppers	@ 	Madison Blue Streaks	@ Eastlake North Rangers	Willoughby South Rebels	@ Riverside Beavers
Riverside Beavers	7	Perry Pirates	Green Bulldogs	@ Painesville Harvey Roughriders	Chardon Hilltoppers	@ Madison Blue Streaks	Eastlake North Rangers	@ 	Willoughby South Rebels	@ Brush Arcs	Mayfield Wildcats
Madison Blue Streaks	8	@ Geneva Eagles	Reading Red Knights	Perry Pirates	@ Willoughby South Rebels	Riverside Beavers	@ Chardon Hilltoppers	@ Mayfield Wildcats		@ Eastlake North Rangers	Brush Arcs
Chardon Hilltoppers	9	@ West Geauga Wolverines	Perry Pirates	@ Canfield Cardinals	@ Riverside Beavers	@ Mayfield Wildcats	Madison Blue Streaks	@ Willoughby South Rebels	Brush Arcs	@ 	Eastlake North Rangers
Willoughby South Rebels	10	@ NDCL Lions	Maple Heights Mustangs	@ Brecksville Bees	Madison Blue Streaks	@ Eastlake North Rangers	Brush Arcs	Chardon Hilltoppers	@ Riverside Beavers	@ Mayfield Wildcats	