

BOMBER



2021

**FOOTBALL
MEDIA
GUIDE**

www.KenstonBombers.com

TOUGHEN UP

Welcome to the 2021 Bomber Football Season!

This will be another chapter in the rich and successful history of Kenston Football. Annually, the team selects a theme that serves as their guide post for the season. This is obviously related to their current experience but also relevant to the status of the program at this point in time.

This year's team selected "Toughen Up" as they embark upon the season. The relevance is easy to identify on a superficial level as they have an extremely challenging schedule including historical rival Chagrin Falls, state runner up Lake Catholic, state champion Chardon along with many other challenging opponents. The conference is challenging but positions them well for a spot in the play-offs. As with every season there will be victories and defeats on given plays and within given games. It will be in this team's ability to Toughen Up when it matters the most that will eventually lead to the numbers that will be in the win/loss column.

There is no question that success playing football at Kenston requires a love and appreciation for the game. However, those of us that have been through the program can attest that it is the life lessons learned through participation that make the real difference. Lessons of facing adversity, teamwork, working hard and relentlessly committing to a goal are ingrained in those that commit to this program. They serve us well in life and are passed on to our own children and those we interact with daily. Football is hard

Toughen Up is the theme for the 2021 Bombers but it is not new to this program. This year has been difficult as two pillars of the program Coach Zinn Gorby and Coach Mike Knepp passed away. Additionally, the tragic passing of Mitch Sotera, a recent alumni of the school and program, was devastating to the school and community. Bomber nation and these families continue to mourn their loss but also gain the insight that time is not an infinite commodity and there are no guarantees. These men taught us as coaches and players that in times of struggle the only option is to Toughen Up.

I wish the entire Kenston community a wonderful Fall season. Go Bombers!

Robert W. Hunt, Ph.D.
Class of 1991



Bob Hunt, Linebacker, 1990

CONTENTS



OPENING

- Toughen Up..... pg 2
- Table of Contents..... pg 3
- What Makes a Bomber..... pg 4

KENSTON INFORMATION

- Facts and More pg 6
- Head Coach pg 7-8
- Assistant Coaches..... pg 9-11
- Bomber Stadium pg 12
- Gurd Fieldhouse pg 13
- 2021 Opponent Information pg 14-23
- OHSAA Division 3
Regional Breakdown pg 24-26

TEAM

- 2021 Schedule..... pg 28
- 2020 Opponent Recap
and 2020 Review pg 29-36
- Players to Watch..... pg 37-39
- Player Profiles..... pg 40-46
- 2021 Roster pg 48

HISTORY

- Awards and Traditions pg 50-51
- Dallas Letter..... pg 51
- Football Lore pg 52-53
- Legends and Greats pg 54-57
- All-Ohio..... pg 58-63
- All-Ohio Where are They Now .. pg 64
- Conference History pg 65
- Conferences Championships .. pg 66-70
- OHSAA Playoff History..... pg 71-89
- College Players pg 90-92
- Coaches Record pg 93
- All-Time Opponent Record..... pg 94-95
- All-Time Opponent Season pg 96-101

TEAM STATISTICS

- Team Defense..... pg 103-107
- Team Offense pg 108-109

INDIVIDUAL STATISTICS

- Individual Rushing pg 111-114
- Individual Receiving pg 115-118
- Individual Passing pg 119-124
- Individual Scoring..... pg 125-129
- Individual Kicking pg 130-132

CLOSING

- Sources and Thank you pg 134
- Referee Signals..... pg 135-136
- Grid Schedule..... pg 137

TOUGHEN UP

★ Only 2 schools from Geauga County have won state championships – Kenston 2018 and Chardon 2020, 1994 ★

WHAT IS A BOMBER?



TOUGHEN UP

This question is a very important one in understanding the benefits that participating in Kenston football promotes. A common definition is simply, football players grow by learning the values of healthy competition, teamwork, goal setting, respect, and hard work. We believe it to be much more. After interviewing former Kenston coaches and players it was confirmed. We found that a Bomber football player is built on 65 plus years of tradition. As we asked the question to former Kenston coaches that include Jack Bair, Al Hrabak, Zinn Gorby, Paul Koballa, Frank Kitko, Mike Knepp, Rick Adams, Roger Vasey, and Pete Thompson, it became apparent that each coach had a different description of what makes a Bomber that developed into a mutual theme. What we found is that a Bomber football player is a tough, aggressive, defensive minded, coachable, hardnosed player who practices hard, never gives up, respects the game, wears the greatest high school football helmet in the state, and is passionately proud to play for Kenston. Another point that rang true from the coaches is that our players come from great families that understand how important it is for coaches to coach and parents to support from home. When we asked the same to former players, we discovered a bond, if not a brotherhood, was a common thread between player beliefs. Pat Knox 87' said, "No matter what came our way we had each other's backs. One man makes a mistake the next guy would pick him up and make the play." Andy Gurd 87' stated, "The brotherhood that was developed on the field still is intact today over 30 years later." Wes Rule 96' had this to say about being a Bomber, "This is a young man that has grit and mental toughness on the field and a gentleman off. He outworks his opponents at all times from the classroom to the field. Brings his best when the odds are stacked against him and is always the best conditioned athlete in the 4th quarter. The more hits he takes the stronger he gets and doesn't back down from any situation. Protects his brothers, friends, and family at all costs. He bleeds Bomber blue and won't stand for anyone that disrespects it. A true Kenston Bomber will always be successful in life and loyal to the people that helped him achieve greatness. I love Kenston Football." Tom Gabram 93', current High School Principal believes that, "Being a Bomber is having an opportunity to be a part of an elite program. It's a privilege; one that is earned not given. It is earned through the dedication, the respect, and the commitment you have to your teammates and coaches. It's an understanding that personal sacrifice is rewarded with victory. Most importantly being a Bomber allows you to be part of a brotherhood of experience and tradition. The teammates you play with will always be there for you in times of need." We had many ex-players and coaches respond to our question with ultimately saying that the Kenston football experience is like no other. Wearing the Bomber star links players to a unique fraternity of men, many that they know and many that they don't, but one thing is for sure, these men know about hard work, success, failure and loyalty.

BOMBER



2021

FOOTBALL

Kenston Information

TOUGHEN UP



KENSTON FOOTBALL FACTS AND MORE

SCHOOL INFORMATION

Location:	17419 Snyder Road Chagrin Falls, OH 44023
Founded:	1952
Conference Affiliation:	Western Reserve Conference
Joined the WRC:	2015
Enrollment:	364 M 328 F
Nickname:	Bombers
Colors:	Columbia Blue, Navy and Red
Superintendent:	Nancy Santilli nancy.santilli@kenstonapps.org
Director of Operations:	Jeremy McDevitt jeremy.mcdevitt@kenstonapps.org
Director of Athletics:	Reid Guarnieri reid.guarnieri@kenstonapps.org
Athletic Office Phone:	(440) 543-9821
Website:	http://kenstonlocal.org/khs/athletics/

TEAM HISTORY

First Year of Football:	1952
All-Time Record:	383 – 286 – 9 (69 Years)
Conference Championships:	13
OHSAA Playoff Appearances:	12
OHSAA Playoff Record:	13 – 11 (State Champion 2018; State Runner-up 1986 & 1995)
Last OHSAA Playoff Appearance:	2020
All-Ohio Selections:	107

HEAD COACH: JEFF GRUBICH

Alma Mater:	Ashland (2000; BS Education)
Record at Kenston:	60 – 37
OHSAA Playoff Appearances:	6 – 2012, 2013, 2014, 2018, 2019, 2020
All Ohio Players:	50
All Ohio Players at Kenston:	32
Ohio Mr. Football Players:	2 - Mitchell Trubisky (2012), Bart Tanski (2007)

ASSISTANT COACHES

Scott Anderson	Offensive Coordinator/Wide Receivers
Joe Brahler	Offensive Line
Coular Clendenning	Defensive Backs
Mark Cuccia	Quarterbacks/Running Backs
Thomas Grenier	Assistant Defensive Backs, Junior Varsity Defensive Coordinator
Steve "Weeb" Grubich	Quarterbacks
Bob Hallen	Strength and Conditioning Offensive Line
Fred Lockinour	Assistant Wide Receivers Assistant Junior Varsity
Quorey Payne	Running Backs
Bob Ross	Special Teams Coordinator Defensive Line
James Selby	Strength and Conditioning Outside Linebackers
Steve Teringo	Assistant Head Coach Defensive Coordinator

MEDICAL STAFF

Team Doctor: John Martin Leland III, MD, is an Orthopedic Sports Medicine & Shoulder surgeon and the Medical Director of Sports Medicine at University Hospitals Geauga Medical Center in Chardon, Ohio. Dr. Leland is one of the only doctors in all of Geauga County that is double board-certified in both Orthopedic Surgery and in Orthopedic Sports Medicine. He has been named one of the best Orthopedic Surgeons in Cleveland-by-Cleveland Magazine. Dr. Leland specializes in the care of athletes with shoulder and knee problems. He is an expert in shoulder and knee arthroscopy, rotator cuff repairs, labral repairs, shoulder replacements, ACL reconstructions, and meniscus surgery. Dr. Leland serves as the Head Orthopedic Surgeon for numerous high schools in Geauga and Portage Counties. Dr. Leland is a national leader in Orthopedic Sports Medicine. He is on the Board of Directors for the Arthroscopy Association of North America (AANA). He is an Associate Editor for the Arthroscopy Journal, one of the two biggest Orthopedic Sports Medicine journals in the world. Dr. Leland has been named a 'Master Instructor' at the Orthopedic Learning Center, the largest and most respected Arthroscopy Training Center in the country. He teaches Orthopedic Surgeons from all over the world how to improve their skills with cutting-edge arthroscopic surgery. Arthroscopic surgery allows for smaller incisions, less pain, and a faster recovery.

Dr. Leland has served as a team physician for the Philadelphia Eagles, Philadelphia Phillies, and Chicago Blackhawks. Dr. Leland sees patients at UH Geauga Medical Center in Chardon, Ohio and at UH Health Centers in Twinsburg and Solon.

Team Trainer: Viviani McKinney is a board certified and licensed athletic trainer with University Hospitals. She has been athletic trainer for Kenston High School since 2015, where she cares full-time for over 700 athletes across 25 varsity sports. Viviani received her master's degree from the University of Findlay and is a graduate of Hiram College.

Student trainer: Alyse Stefancin is a sophomore at Kenston high school and this is her first year in the football program. Aly has a varsity letter in Kenston softball. Aly looks forward to being able to watch Viviani and Alexis during the season and learn all the parts of athletic training. Aly is interested in the athletic training program because she wants to continue the medicine path into college where she would like to pursue a career that involves orthopedic medicine.

Student trainer: Alexis Borsukow is a senior at Kenston High School. It is her third year with the football program. She recently got certified as a First Aid/CPR/AED instructor. Alexis looks forward to learning from Viviani for the 2021 season. Her goals for after high school are to go to college for Exercise Science on a Physician Assistant track.

OFFENSIVE FORMATION: Multiple Spread

DEFENSIVE FORMATION: 3-4 Attack

LETTER WINNERS RETURNING

Offense	8
Defense	10
Special Teams	1

LETTER WINNERS LOST

Offense	3
Defense	2
Special Teams	0

STARTERS RETURNING

Offense

TE Ryan Miller, WR JP Germino, OL Cale Doyle, WR Carson Rivera-Geabu, RB Ben DiMarco, QB Nikko Georgiou, OL Luke Leygraaf, OL Sean Doyle

Defense

DB JP Germino LB Garrett Uhler, LB Braden Krupp, DL Aiden Vanderbilt, DL Connor Kluesner, DB Carson Rivera-Geabu, DB Lucas Simmons, DB Logan Toft, LB Josh Hallen, DB Sean Patrick

Special Teams

K Parker Munday

STARTERS LOST

Offense

WR Colin McCleery, RB Stanley Sell, OL Donaldo Valdez, OL Aaron Manis

Defense

LB Anthony Valocchi, LB Sean Lennon DL Aaron Manis

Special Teams

None

STADIUM INFORMATION

Name:	Bomber Stadium
Capacity:	5000
Surface:	Astro Turf

HEAD COACH - JEFF GRUBICH



QUICK FACTS

Hometown: Chagrin Falls

High School: Chagrin Falls

Age: 43

Alma Mater: Ashland University, BS Education

Master's Degree: Ashland University, MS Educational Administration

Years in Coaching: 19th (10th year at Kenston)

Wife: Jen

Children: Blake and Emily

COACHING EXPERIENCE

2012 – Present Kenston HS, Head Coach

2009 – 2012 Mentor HS, Offensive Coordinator

2005 – 2009 Mentor HS, Special Teams Coordinator/Receivers

2002 – 2005 Mentor HS, Defensive Backs/Junior Varsity Head Coach



The 2020 campaign was a season that almost didn't happen. With the country in the middle of the Covid-19 pandemic, high school football was not on the list of high priorities to schools. The State of Ohio recognized the importance of athletics to the student population and with strict safety rule enforcement the Bombers returned to action. This responsibility fell to Coach Grubich and he responded. With none of the usual summer preparation, he led the Bombers to a successful, abbreviated season which included everything from cancelled games to a playoff victory.

In 2019, the Bombers graduated the greatest football class of all time. Replacing the talent, leadership and determination of the senior class was difficult but with Grubich's experience in building young talent into winners, the Bombers rose to the occasion. For example, Grubich's first state title was conceived four years ago when he decided to play a bunch of talented freshmen and sophomores to build the future. Grubich's insight proved correct as the Bombers won OHSAA Division 3 tournament with a squad of experienced and talented juniors and seniors. The victory laid to rest the ghosts of having lost its previous two state championship games (1986, 1995) by a total of four points, 6-7 in 1986 and 0-3 in 1995. When asking Principal Tom Gabram about Grubich he states "without a doubt it's his leadership. He has the unique ability to listen and make proactive decisions from there." Learning from the 2017 season, Grubich kept the team focused and motivated through the final whistle in 2018 by driving home the "**Vengeance.3 (V.3)**" slogan which reminded each player how they felt after missing the playoff by 3 tenths of a point in 2017. Grubich has been recognized for his efforts that year by being named the News Herald's Bob Ritley Coach of the Year award, Ohio High School Football Coaches Association Division 3 Coach of the Year, Sam Rutigliano Cleveland Legends Coach of the Year, and the Paul Brown National Football Foundation NEO Chapter Coach of the Year. With this year's record of 8-3 Grubich's overall record improved to 57-33 in his eighth season of Bomber football. Under his direction Kenston has earned two conference championships including 2014 and in 2018 – the program's thirteenth overall.

The current playoff success is not new to Grubich, he has led the Bombers to consecutive OHSAA playoff appearances from 2012 to 2014 highlighted by the 2012 first round victory over the #1 seed Tallmadge. He has done this by developing and overseeing a program culture that requires accountability, promotes respect, prepares young men for life, and develops football skill sets that maximize a player's talents and ability. Born and raised in Chagrin Falls with two degrees from Ashland University, Coach Grubich made it clear from the day he took over the program stating that "We are going to make the Kenston students, staff, parents and community proud of everything we do." With the success the bombers have had both on and off the field, Grubich has indeed made Kenston proud of his Bombers!

TOUGHEN UP

WHAT THEY SAY ABOUT COACH GRUBE

Mitchell Trubisky - Mentor HS Quarterback:

9,126 yards passing and 92 touchdowns and rushed for 1,559 career yards and 33 touchdowns.

He was the recipient of the **Ohio Mr. Football Award** in 2012. **North Carolina University Chicago Bears (#2 pick overall in the NFL Draft)**



Coach Grube made a big impact on my football career starting in my Freshman year of High school. He taught me a lot about the game and what it takes to get to the next level. More importantly than that, he taught me how to be a man and how to lead other men. I learned a lot about leadership and mental toughness from Coach Grubich. He would test me daily to make sure I was always improving my game and leadership qualities.

He always kept practice fun and competitive and that really made me into a tougher quarterback to be able to handle situations where there was more pressure on the line. I always loved the way he pushed me to be great because I knew how much he cared about the game and our team and I think he saw a lot of potential in me and wanted me to fulfill that potential. I learned a lot about putting teammates before myself, remaining humble no matter what, and never being satisfied. All these qualities helped accelerate my game and had a tremendous impact on my character and who I was becoming as a man. I am very thankful for my time with Coach Grube and how he impacted my career. I always root for Coach Grubich's team because of the impact he'll make in these young kids lives beyond football.

I have many funny stories with Coach Grube, and our relationship has continued since high school. Sometimes my favorite text I get will be a random text from Grube saying, "What's up Slap?" or "hope you're doing well Slap!" (That was one of my nicknames to help keep me grounded.) Back in high school he gave me another nickname that stuck with me all the way through high school and I will still hear it from my high school buddies and Coaches from Mentor to this day. We were at practice one day during 7 on 7 and I took a drop, a drop from the far-left hash and went through my progression. No one downfield was open so I threw a wide bubble route as a check down all the way to the other side of the field. It was a 30-35-yard throw for a 2-yard gain and Grube was like "YO do think you're Brett Favre completing that pass all the way to the field for basically no gain!?!?!" Everybody was dying laughing as was I because I thought I could make every throw on the field. The nickname "Favre" stuck with me and I heard that every day from Grube until I graduated Mentor. The nickname lead to Favre Notes which were my notes he would type out for me the week of games everything I needed to focus on so that we could win the game that week. I just remember a ton of great advice and many hilarious jokes within the notes to help keep me locked in but also loose heading into every game. Anyone who has ever played for Grube knows how funny he is and his distinct yelling voice. I will never forget his incredible pre-game speeches or the way he yelled "FAVRE!!!" at practice to make sure I understood there was improvement needed to be made.

Steve Trivisonno - Mentor Head Football Coach:

During the ten years that Grube, and I coached together the one thing that stood out to me was Grube had it all. He was a great teacher, communicator, and motivator with a keen knowledge for the game. It was also obvious that he could relate these characteristics to all of his players. I also liked the fact that he was always willing to learn. He was able to use the things he absorbed from a strong Mentor program and make those elements fit into the Kenston program. He also has the ability to not take himself too seriously. When he began coaching with me, he was the low man on the totem pole and got stuck doing the bad jobs and he called himself "the carp." We always laugh about him being "the carp." I knew very early he would be a great head football coach. I love being a part of his career and I take great pride in it. He is the complete package.

Sam Coverdale - Kenston Offensive line: Northwestern University:

I only had coach Grubich for a portion of the off season and the fall of my senior year. However, for as little time as we spent together, I could tell he was a great coach, mentor, and motivator. I will say that I was probably not the easiest player to coach during that time, having college football in front of me and plenty of ego to go with it. With that being said, I definitely improved the most out of my other 2 prior seasons under his tutelage and started to understand the "grinding" mindset that would later be fully instilled during my collegiate career. X's and O's wise, his spread offense and zone principles directly correlated with the offense we would run at Northwestern, which gave me a mental leg up heading into my freshman camp. I can't overstate how much personal growth I attribute to my time as a football player, the work ethic and principles developed, starting with Grube and into college, shaped who I am today.

Between fighting with him on the sideline about not running the ball more, and some practice shenanigans, my best Grubich story was actually when we were looking for a new head coach. I had 2 different head coaches my sophomore and junior season, and when we started the process for hiring a new coach, a few presumptive captains were asked to weigh in on the final round of interviews. So, Darryl Richards, (Toledo) Adam Gray, (JCU) and I, sat in on the two final candidates. One of which was obviously Grube. He went through his presentation and he brought some flipbooks for visual aids and at the end of the presentation we were getting ready to leave and I was going to take one of the flipbooks to review after the meeting. He stopped me and asked where I thought I was going with that? I laughed because I thought it was a joke and kept walking. He stopped me again. "You don't get to keep that; I've got trade secrets and proprietary information in there". Again, I thought that was a joke too! But then he took the flipbook back and said, "You'll get the goods when I get hired!" Clearly it worked out for him, but he has never given me that flipbook back, so maybe he will now?

★ **The "Mercy Rule" era (running clock at +30pts in the 2nd half) went into effect 2014** ★



ASSISTANT COACHES



STEVE TERINGO "Tango"
ASSISTANT HEAD COACH/CO-DEFENSIVE COORDINATOR

Hometown: Lyndhurst, Ohio
High School: Brush
Alma Mater: Ashland University
Master's Degree: Kent State University, MA Sports Management
Years in Coaching: 46th (10th year at Kenston)
Wife: Louise
Children: Katie, Elizabeth, Christine, and Nikki

COACHING EXPERIENCE

2012 – Present: Kenston HS, Assistant Head Coach
 Defensive Coordinator
 2007 – 2012: NDCL HS, Defensive Coordinator
 2005 – 2006: Cleveland Benedictine HS,
 Defensive Coordinator
 1978 – 2004: Bedford HS, Defensive Coordinator
 1980 – 1981: Cleveland Browns - Training Camp
 Asst. Linebacker Coach



BOB ROSS
SPECIAL TEAMS COORDINATOR/DEFENSIVE LINE

Hometown: Solon
High School: Solon
Alma Mater: Kent State University, BS Education
Master's Degree: Lake Erie College, MS Education
Years in Coaching: 39th (32nd year at Kenston)
Wife: Jackie
Children: Drew, Katie, Chris and Kellie

COACHING EXPERIENCE

1989 – Present: Kenston HS, Special Teams Coordinator /
 Defensive Line
 1985 – 1988: Shaw HS, Defensive Line
 1982 – 1984: Solon HS, Defensive Line



STEVE "WEEB" GRUBICH
CO-OFFENSIVE COORDINATOR/QUARTERBACKS

Hometown: Chagrin Falls
High School: Chagrin Falls
Years in Coaching: 17th (10th year at Kenston)

COACHING EXPERIENCE

2012 – Present: Kenston HS,
 Co-Offensive Coordinator /
 Quarterbacks
 2009 – 2011: NDCL HS, Wide Receivers /
 Defensive Backs
 2003 – 2008: Mentor HS, Defensive Backs



SCOTT ANDERSON
CO-OFFENSIVE COORDINATOR/WIDE RECEIVERS

Hometown: Cortland
High School: Lakeview
Alma Mater: Lock Haven, BS Education
Master's Degree: University of Akron, MS Special Education
Years in Coaching: 16th (8th year at Kenston)

COACHING EXPERIENCE

2014 – Present: Kenston HS, Co-Offensive Coordinator /
 Wide Receivers
 2012 – 2013: Vermilion HS, Running Backs /
 Defensive Backs
 2009 – 2011: Champion HS, Wide Receivers /
 Defensive Backs /
 Special Teams Coordinator
 2006 – 2008: Mineral Ridge HS, Wide Receivers/
 Defensive Backs /
 Special Teams Coordinator
 2002 – 2005: NFL & NFL Europe, Football Operations



BOB HALLEN
STRENGTH & CONDITIONING/OFFENSIVE LINE

Hometown: Mentor
High School: Mentor
Alma Mater: Kent State University, BS Education
 Lakeland Community College,
 A.S. Fire Science Technology
Years in Coaching: 6th (6th year at Kenston)
Wife: Heather
Children: Branna, Josh, Emerson

COACHING EXPERIENCE

2016 – Present: Kenston HS, Offensive Line



TOM GRENIER
**ASSISTANT DEFENSIVE BACKS/
 JV DEFENSIVE COORDINATOR**

Hometown: Madison
High School: Madison
Alma Mater: University of West Virginia, BS Coaching
Years in Coaching: 10th (7th year at Kenston)

COACHING EXPERIENCE

2015 – Present: Kenston HS, Assistant JV/Freshmen
 2012 – 2014: Madison HS, Assistant JV/Freshmen

TOUGHEN UP

ASSISTANT COACHES

TOUGHEN UP



FRED LOCKINOUR

ASSISTANT WIDE RECEIVERS/JV

Hometown: Bainbridge

High School: Kenston

Years in Coaching: 10th (10th year at Kenston)

COACHING EXPERIENCE

2012 – Present: Kenston HS, Defensive Backs / Wide Receivers



COULAR CLENDENNING

Hometown: Byesville, OH

High School: Meadowbrook

Alma Mater: Muskingum University

Master's Degree: Intervention Specialist

Years in Coaching: 7th (1st year at Kenston)

COACHING EXPERIENCE

2019-2020: Meadowbrook HS, Head Coach

2017-2018: Meadowbrook HS, Defensive Coordinator

2015-2016: Meadowbrook HS, Asst. Defensive Backs

2014: Meadowbrook Jr. High



JOE BRAHLER

OFFENSIVE LINE

Hometown: Garrettsville, OH

High School: James A. Garfield

Alma Mater: Slippery Rock University

Years in Coaching: 4th (1st at Kenston)

Wife: Jackie

COACHING EXPERIENCE

2020 – Present: Kenston, Offensive Line / J.V

2019: James A. Garfield, Secondary / Wide Receivers &

Special Teams Coordinator

2018: University School, Safeties Coach



JIM SELBY

STRENGTH & CONDITIONING/OUTSIDE LINEBACKERS

Hometown: Middlefield, Ohio

High School: Cardinal High School

Alma Mater: Kent State University

Years in Coaching: 8 (6th year at Kenston)

Wife: Kelly

Children: Kaden, Jake, Kara

COACHING EXPERIENCE

2020-Present: Kenston High School - Varsity Assistant (Linebackers)

2008-2009: Kenston High School - Varsity Assistant (Wide Receivers, Linebackers)

1997-98: Kenston High School - Varsity Assistant/Scout/Freshman

1994-95: Cardinal High School - Varsity Assistant (Wide Receivers, Linebackers)

1989-93: Cardinal High School - Varsity Assistant/Scout/Jr. High



QUOREY PAYNE

RUNNING BACKS/DEFENSIVE BACKS

Hometown: Clewiston, Florida

High School: Clewiston High School

Alma Mater: Southern Illinois University,

Years in Coaching: 6th (6th year at Kenston)

COACHING EXPERIENCE

2016 – Present: Kenston HS, Running Backs / Defensive Backs



MARK CUCCIA

QUARTERBACKS/RUNNING BACKS

Hometown: Chagrin Falls

High School: Chanel

Alma Mater: Edinboro University

Years in Coaching: 33rd (4th year at Kenston)

Wife: Jody

Children: Mark Jr., Brandon

COACHING EXPERIENCE

2018 – Present: Kenston HS, Running Backs

2007 – 2015: NDCL HS, Running Backs / Head Freshmen

2000 – 2006: Special Teams Coordinator / Running Backs

1988 – 1995: Running Backs/Defensive Backs

TEAM TRAINERS



VIVIANI MCKINNEY, ATC TEAM TRAINER

Viviani is Kenston High School's Board Certified and Licensed Athletic Trainer made possible through Kenston's partnership with University Hospitals. She has been the Athletic Trainer at KHS since 2015. Viviani received her Master's Degree from The University of Findlay and completed her undergraduate studies at Hiram College. In 2019 she and her husband welcomed a new baby boy. Viviani was also the recent recipient of the 2019 Dr. Thomas C. McLaughlin Athletic Trainer of the Year Award. Board Certified and Licensed Athletic Trainer with University Hospitals. She has been the Athletic Trainer for Kenston High School since 2015 where she cares for over 300 athletes and 25 varsity sports. Viviani received her master's degree from the University of Findlay and her undergraduate degree from Hiram College.



ALEXIS BORSUKOW STUDENT TRAINER


Alexis is a senior at Kenston High School. It is her third year with the football program. She recently got certified as a First Aid/CPR/AED instructor. Alexis looks forward to learning from Viviani for the 2021 season. Her goals for after high school are to go to college for Exercise Science on a Physician Assistant track.



ALYSE STEFANCIN STUDENT TRAINER

Alyse is a sophomore at Kenston High School and this is her first year in the football program. Aly has a varsity letter in Kenston softball. Aly looks forward to being able to watch Viviani and Alexis during the season and learn all the parts of athletic training. Aly is interested in the athletic training program because she wants to continue the medicine path into college where she would like to pursue a career that involves orthopedic medicine.

VOICE OF THE BOMBERS



"BOOM!"

Drew Tewksbury Voice of the Bombers

Depth, in a word, describes Drew Tewksbury. He is dedicated to understanding, educating, and protecting his clients. His experience running festivals and fairs, working on, and inspecting amusement rides and developing safety standards provides him with a fundamental understanding of this unique business. In addition to providing exceptional insurance products, Drew is also a nationally certified amusement ride safety officer and inspector. His unwavering commitment to building meaningful relationships with clients, colleagues and trading partners makes him different from other insurers. When something has gone wrong, clients know they can count on Drew to show up—even at two in the morning. Whether it's climbing the highest peaks in the Rockies or fishing a tight Trout Stream, Drew's lifestyle is always adventurous. Guided by core principles of integrity and compassion, he and his family are committed volunteers and supporters of their community. His greatest successes are the partnership he has with his wife and the raising of his two teenage daughters.

- Indiana University, BS, Sport Marketing and Management
- Industry Certifications
- National Association of Amusement Ride Safety Officials (NAARSO) Level 1
- Multi-State Amusement Ride Inspection Licenses



★ In the "Mercy Rule" era (running clock at +30pts in the 2nd half) the Bombers have the largest margin of victory in a State Final game at 36 ★

BOMBER STADIUM

Bomber Stadium was opened as part of the new high school complex in 1960. After the consolidation of Auburn and Bainbridge in 1952, all students went to high school in the old ELC building that was located next to the Bainbridge Fire Department. There was no home football field and the Bombers played all their games away with home games played at Chagrin or Chardon. The school quickly became too small for the growing community and in the late 1950's plans were set to build a new high school complex complete with a football stadium. The plan was partially completed and for two years the new building was used as an elementary school. The construction plan was completed and the new high school and stadium were opened in 1960.

Bomber stadium was one of the first field in Geauga County to have lights for night games. The light project was not part of the original plans but shrewd negotiations with the electric company and a backdoor deal was made, Kenston Bomber football was playing at night. The Bombers first home night game on September 16, 1960, was extra special because it was a 8-0 win over rival Chagrin Falls. The first renovation didn't come for another 26 years. In 1986 the field and track were replaced. 1986 is a year that will allways will be remebered due to the Bombers first run at a State title. What most people don't realize is that due to the renovation all the games were played on the road. Kenston played their "home" games that year at West Geauga Howell Field. In 2009 the change from natural grass to artificial turf was made making Bomber Stadium much more accessible student-athlethes and the community. A study was done and the stadium went from 40+ uses a year, including marching band practice to over 650 uses a year, money well spent.

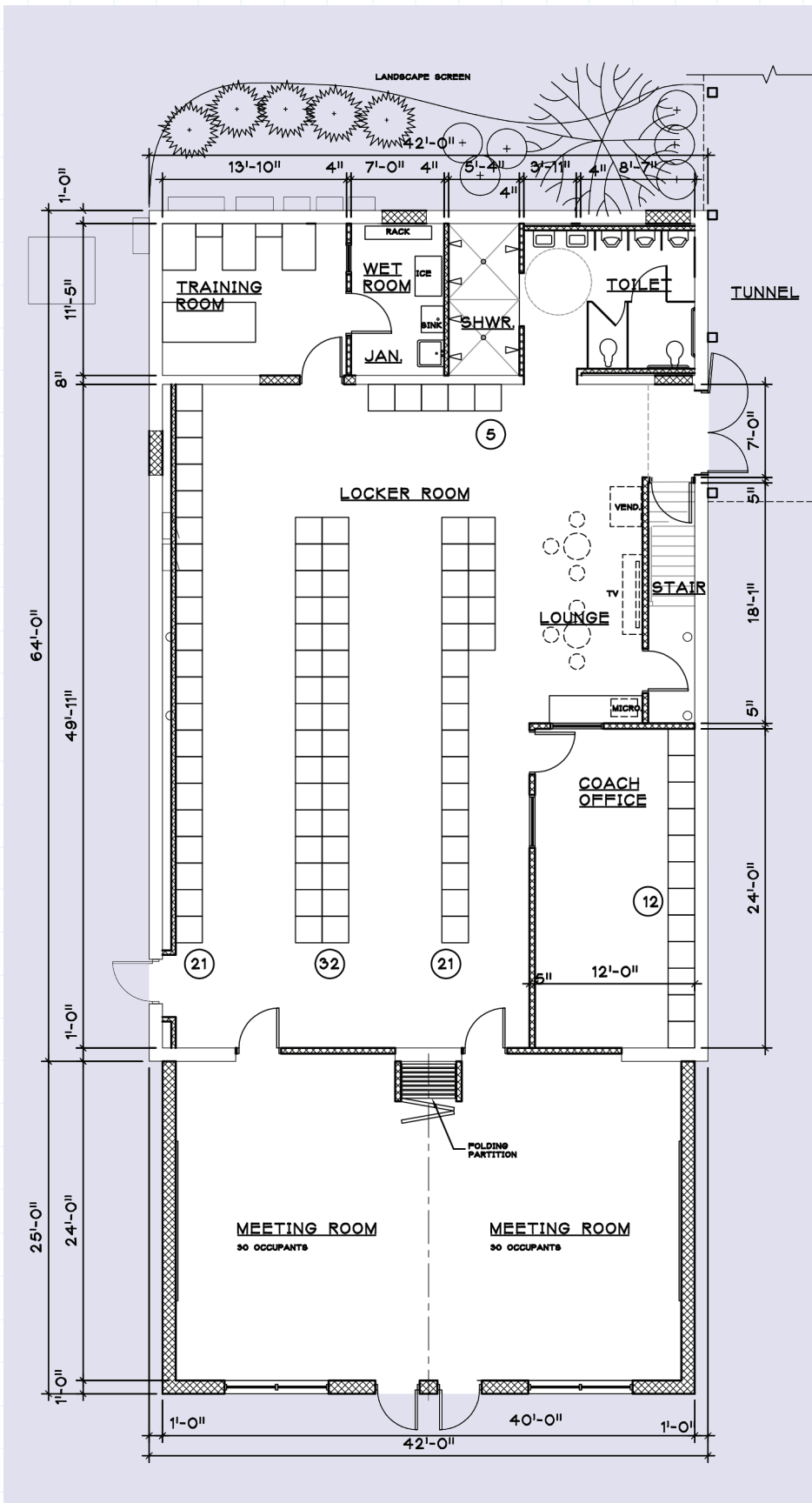
The 2016 renovation saw new grand stands, pressbox, new concession stand and new restrooms were completed. In 2018, Bomber Stadium continued to to be renovated into one of the top facilities in the State. A new field turf was installed and a high-tech scoreboard replaced the obsolete one. The Gurd Family Fieldhouse, was officially opened in week 10 of the 2018 season. This premier facility offers players and coaches access to pro style lockerrooms, players lounge, meeting rooms, coaches offices, and a state-of-the-art training room. This project was done completely through private funding.




TOUGHEN UP



GURD FAMILY FIELDHOUSE



PLAYER LOUNGE



HEAD COACHES OFFICE



TRAINING ROOM



PLAYER LOCKERS

TOUGHEN UP

2021 OPPONENT INFO - WEEK 1

CHAGRIN FALLS – Week 1

Kickoff: August 20, 2021 at 7pm

Location: Bomber Stadium

Record vs Kenston: Win Loss Tie
33 29 0

Last Year Played: 2019

HIGH SCHOOL INFORMATION

Location: 400 East Washington Street
Chagrin Falls, Ohio 44022

Enrollment: 261 M 253 F

Affiliation: Public –
Chagrin Falls Exempted School District

Principal: Monica Asher

FOOTBALL INFORMATION

Nickname: Tigers

Colors: Black and Orange

Conference: Chagrin Valley

OHSAA: Division 4 Region 13

Stadium: Harris Stadium

400 East Washington,
Chagrin Falls, Ohio 44022

Athletic Director: Charlie Barch

Email: Charlie.Barch@ChagrinSchools.org

Head Coach: John Scott

Record at School: 0 - 0 1st year

Overall Record: 0 - 0 1st season

2021 SCHEDULE

DATE	OPPONENT	SITE
8/20/21	Kenston	Bomber Stadium
8/27/21	Trinity	Harris Stadium
9/3/21	Brookside	Sevits Stadium
9/10/21	Perry	Harris Stadium
9/17/21	Orange	Harris Stadium
9/24/21	Kirtland	Hornet Stadium
10/1/21	Lakeside	LHS Field
10/8/21	Edgewood	Harris Stadium
10/15/21	West Geauga	Howell Field
10/22/21	Geneva	Harris Stadium

2020 RESULTS/RECORD: 5-4

DATE	OPPONENT	SCORE
8/28/20	Harvey	16 - 6 W
9/4/20	Lakeside	28 - 7 W
9/11/20	VASJ	24 - 14 W
9/17/20	Perry	21 - 31 L
9/25/20	Orange	21 - 14 W
10/4/20	West Geauga	22 - 30 L
10/11/20	#Hawken	56 - 6 W
10/18/20	#Field	CANCELLED
10/25/20	#Poland	9 - 34 L
11/1/20	Garfield	14 - 21 L



HARRIS FIELD



TOUGHEN UP



2021 OPPONENT INFO - WEEK 2

PERRY – Week 2

Kickoff: August 27, 2021 at 7pm

Location: Bomber Stadium

Record vs Kenston: Win Loss Tie
9 8 0

Last Year Played: 2014

HIGH SCHOOL INFORMATION

Location: 1 Success Blvd.
Perry, Ohio 44081

Enrollment: 235 M 221 F

Affiliation: Public – Perry Local School District

Principal: Todd Porcello

FOOTBALL INFORMATION

Nickname: Pirates

Colors: Red and White

Conference: Chagrin Valley

OHSAA: Division 4 Region 13

Stadium: Alumni Stadium

1 Success Blvd.
Perry, Ohio 44081

Athletic Director: TJ Rockwell

Email: rockwellt@perry-lake.org

Head Coach: Bob Gecewich

Record at School: 0 - 0 1st year

Overall Record: 0 - 0

2021 SCHEDULE

DATE	OPPONENT	SITE
8/20/21	Riverside	Perry Alumni Stadium
8/27/21	Kenston	Bomber Stadium
9/3/21	Madison	Perry Alumni Stadium
9/10/21	Chagrin Falls	Harris Stadium
9/17/21	Lakeside	Perry Alumni Stadium
9/24/21	Edgewood	Corlew Stadium
10/1/21	Kirtland	Perry Alumni Stadium
10/8/21	Orange	Lewis Black Stadium
10/15/21	Geneva	Perry Alumni Stadium
10/22/21	West Geauga	Howell Field

2020 RESULTS / RECORD: 5-2

DATE	OPPONENT	SCORE
8/28/20	Edgewood	50 - 0 W
9/4/20	Harvey	37 - 2 W
9/11/20	Riverside	14 - 44 L
9/17/20	Chagrin Falls	31 - 21 W
9/25/20	Lakeside	40 - 34 W
10/2/20	Geneva	49 - 14 W
10/17/20	#CVAC	28 - 55 L



ALUMNI STADIUM



TOUGHEN UP



2021 OPPONENT INFO - WEEK 3

NOTRE DAME CATHEDRAL LATIN - Week 3

Kickoff: September 3, 2021 at 7pm

Location: Lozick Field at Lions Stadium

Record vs Kenston: Win Loss Tie
 0 0 0

Last Year Played: None

HIGH SCHOOL INFORMATION

Location: 13000 Auburn Rd.

Chardon, Ohio 44024

Enrollment: 254 M 289 F

Affiliation: Private

President: Michael Bates

FOOTBALL INFORMATION

Nickname: Lions

Colors: Royal Blue and Gold

Conference: Independent

OHSAA: Division 3 Region 9

Stadium: Lozick Field at Lions Stadium

13000 Auburn Rd.

Chardon, Ohio 44024

Athletic Director: Jim Clark

Email: jim.clark@ndcl.org

Head Coach: Andrew Mooney 7th year

Record at School: 40 - 18

Overall Record: 40 - 18

2021 SCHEDULE

DATE	OPPONENT	SITE
8/20/21	South	Lozick Field
8/28/21	Olentangy	Lozick Field
9/3/21	Kenston	Lozick Field
9/11/21	Gilmour	Weber Stadium
9/18/21	Lutheran East	Lutheran East
9/24/21	East Liverpool	Patterson Field
10/1/21	Walsh Jesuit	Conway Stadium
10/8/21	Padua	Lozick Field
10/15/21	VASJ	Lozick Field
10/23/21	Lake Catholic	JTO Stadium

2020 RESULTS / RECORD: 4-4

DATE	OPPONENT	SCORE
8/28/20	Walsh Jesuit	Cancelled
9/4/20	Canfield	7 - 34 L
9/11/20	Lake Catholic	35 - 42 L
9/17/20	Padua	21 - 35 L
9/25/20	University	40 - 34 W
10/2/20	VASJ	49 - 14 W
10/9/20	#Louisville	28 - 55 W
10/16/20	#Aurora	24 - 41 L



LOZICK FIELD



TOUGHEN UP

2021 OPPONENT INFO - WEEK 4

EASTLAKE NORTH - Week 4

Kickoff: September 10, 2021 at 7pm

Location: Ranger Field at Carter Stadium

Record vs Kenston: Win Loss Tie
 3 3 0

Last Year Played: 2020

HIGH SCHOOL INFORMATION

Location: 34041 Stevens Boulevard
 Eastlake, OH 44095

Enrollment: 493 M 473 F

Affiliation: Public - Willoughby-Eastlake City Schools

Principal: Eric Frei

FOOTBALL INFORMATION

Nickname: Rangers

Colors: Black and Orange

Conference: Western Reserve

OHSAA: Division 2 Region 5

Stadium: Carter Stadium

34041 Stevens Boulevard
Eastlake, OH 44095

Athletic Director: Dennis Reilly (440) 975-3677

Email: dennis.reilly@weschools.org

Head Coach: Shawn Dodd 8th year

Record at School: 27 - 46

Overall Record: 27 - 46

2021 SCHEDULE

DATE	OPPONENT	SITE
8/20/21	Garfield Hts.	Carter Stadium
8/27/21	Revere	Revere Stadium
9/3/21	Lake Catholic	JTO Stadium
9/10/21	Kenston	Bomber Stadium
9/17/21	South	Harry E. Winters Stadium
9/24/21	Madison	Carter Stadium
10/1/21	Riverside	Carter Stadium
10/8/21	Mayfield	Wildcat Stadium
10/15/21	Brush	Carter Stadium
10/22/21	Chardon	Chardon Memorial Field

2020 RESULTS / RECORD: 4-4

DATE	OPPONENT	SCORE	
8/28/20	Chardon	7 - 42	L
9/4/20	University	41 - 14	W
9/11/20	Madison	34 - 0	W
9/17/20	Kenston	26 - 14	W
9/25/20	South	22 - 28	L
10/2/20	Riverside	0 - 34	L
10/9/20	s#Garfield Hts.	7 - 13	L



RANGER FIELD AT CARTER STADIUM



TOUGHEN UP



2021 OPPONENT INFO - WEEK 5

LAKE CATHOLIC - Week 5

Kickoff: September 17, 2021 at 7pm

Location: Bomber field

Record vs Kenston: **Win** **Loss** **Tie**
 2 0 0

Last Year Played: 2010

HIGH SCHOOL INFORMATION

Location: 6733 Reynolds Rd.
 Mentor, Ohio 44060

Enrollment: 203 M 207 F

Affiliation: Public - Private

Principal: Charles Fuller

FOOTBALL INFORMATION

Nickname: Cougars

Colors: Green and White

Conference: Independent

OHSAA: Division 4 Region 13

Stadium: Jerome T. Osborn Stadium
 8620 Munson Rd.

Mentor, Ohio 44060

Athletic Director: Sam Colacarro

Email: scolacarro@lakecatholic.org

Head Coach: Marty Gibbons 3rd year

Record at School: 12 - 9


Overall Record: 12 - 9

2021 SCHEDULE

DATE	OPPONENT	SITE
8/19/21	Dover	Crater Stadium
8/28/21	Erie McDowell	Gus Anderson Field
9/3/21	North	JTO Stadium
9/10/21	University School	Scovil Field
9/17/21	Kenston	Bomber Stadium
9/24/21	Padua	Padua Stadium
10/2/21	VASJ	Sparky DiBiasio Stadium
10/9/21	Walsh Jesuit	JTO Stadium
10/15/21	St. Mary's Prep	JTO Stadium
10/23/21	NDCL	JTO Stadium

2020 RESULTS / RECORD: 8-3

DATE	OPPONENT	SCORE
8/28/20	Kirtland	15 - 31 L
9/5/20	VASJ	28 - 0 W
9/11/20	NDCL	42 - 35 W
9/17/20	University	34 - 7 W
9/25/20	Walsh Jesuit	28 - 42 L
10/17/20	#Canton South	41 - 0 W
10/24/20	#CVAC	35 - 21 W
10/9/20	#Northwest	7 - 0 W
11/7/20	#Ursuline	35 - 7 W
11/14/20	#Bloom Carrol	17 - 10 W
11/21/20	#Van Wert	28 - 31 W



T. OSBORN STADIUM



TOUGHEN UP

2021 OPPONENT INFO - WEEK 6

CHARDON – Week 6

Kickoff: October 11, 2019 at 7pm

Location: Memorial Field

Record vs Kenston: **Win** **Loss** **Tie**
 22 23 1

Last Year Played: 2020

HIGH SCHOOL INFORMATION

Location: 151 Chardon Ave
 Chardon, OH 44024

Enrollment: 342 M 370 F

Affiliation: Public – Chardon Local School District

Principal: Douglas Murray

FOOTBALL INFORMATION

Nickname: Hilltoppers

Colors: Red and Black

Conference: Western Reserve

OHSAA: Division 3 Region 9

Stadium: Chardon Memorial Field
 151 Chardon Ave
 Chardon, OH 44024

Athletic Director: Doug Snyder (440) 286-0414

Email: doug.snyder@chardonschools.org

Head Coach: Mitch Hewitt 11th year

Record at School: 83 - 31

Overall Record: 83 - 31

2021 SCHEDULE

DATE	OPPONENT	SITE
8/20/21	Glenville	*Riverside Beaver Stadium
8/27/21	Akron Buchtel	Griffin Stadium
9/3/21	Ursuline*	West Geauga Howell Field
9/10/21	Riverside*	West Geauga Howell Field
9/17/21	Mayfield	Wildcat Stadium
9/24/21	Kenston	Chardon Memorial Field
10/1/21	New Philadelpha	Quaker Stadium
10/8/21	Madison	Chardon Memorial Field
10/15/21	South	Harry E. Winters Stadium
10/31/21	North	Chardon Memorial Field

*Due to delays in the Chardon turf replacement project, home games will be played at a neutral site until the project is completed. The Kenston game has not been re-scheduled as of the time of printing, 8/20/21.

2020 RESULTS / RECORD: 11-1

DATE	OPPONENT	SCORE	
8/28/20	North	42 - 7	W
9/5/20	South	50 - 0	W
9/11/20	Kenston	37 - 6	W
9/17/20	Riverside	35 - 7	W
9/25/20	Mayfield	35 - 14	L
10/2/20	Brush	55 - 7	W
10/16/20	#Howland	49 - 14	W
10/24/20	#Geneva	57 - 13	W
10/9/20	#New Philadelphia	31 - 0	W
11/7/20	#Canfield	38 - 6	W
11/14/20	#Columbian	47 - 7	W
11/21/20	#DeSales	31 - 28	W



CHARDON MEMORIAL FIELD



TOUGHEN UP

2021 OPPONENT INFO - WEEK 7

MADISON – Week 7

Kickoff: October 1, 2021 at 7pm

Location: Dick Hamblin Field

Record vs Kenston Win Loss Tie
 3 11 0

Last Year Played: 2020

HIGH SCHOOL INFORMATION

Location: 3100 Burns Rd.

Madison, OH 44057

Enrollment: 382 M 351 F

Affiliation: Public – Madison Local School District

Principal: William Fisher Jr.

FOOTBALL INFORMATION

Nickname: Blue Streaks

Colors: Royal Blue and White

Conference: Western Reserve

OHSAA: Division 2 Region 5

Stadium: Blue Streak Stadium

1956 Red Bird Rd.

Madison, OH 44057

Athletic Director: John Dragas (440) 428-2164

Email: john.dragas@madisonschools.net

Head Coach: Mike Gilligan 2nd year

Record at School: 0 - 8

Overall Record: 0 - 8

2021 SCHEDULE

DATE	OPPONENT	SITE
8/20/21	Geneva	Dick Hamblin Field
8/27/21	Lakeside	Lakeside Stadium
9/3/21	Perry	Perry Alumni Stadium
9/10/21	South	Dick Hamblin Field
9/17/21	Riverside	Dick Hamblin Field
9/25/21	North	Carter Stadium
10/1/21	Kenston	Dick Hamblin Field
10/8/21	Chardon	Chardon Memorial Field
10/15/21	Mayfield	Dick Hamblin Field
10/22/21	Garfield Heights	Blaugrund Field

2020 RESULTS / RECORD: 0-8

DATE	OPPONENT	SCORE
8/28/20	Geneva	14 - 17 L
9/5/20	Kenston	4 - 21 L
9/11/20	North	0 - 34 L
9/17/20	South	8 - 34 L
9/25/20	Riverside	7 - 51 L
10/2/20	Mayfield	7 - 40 L
10/16/20	#South	8 - 36 L
10/24/20	Harvey	14 - 35 L



DICK HAMBLIN FIELD



TOUGHEN UP



2021 OPPONENT INFO - WEEK 8

WILLOUGHBY SOUTH – Week 8

Kickoff: October 8, 2021 at 7pm

Location: Bomber Stadium

Record vs Kenston: Win Loss Tie
4 4 0

Last Year Played: 2020

HIGH SCHOOL INFORMATION

Location: 5000 Shankland Road

Willoughby, OH 44094

Enrollment: 423 M 434 F

Affiliation: Public – Willoughby-Eastlake City Schools

Principal: Robin Hopkins

FOOTBALL INFORMATION

Nickname: Rebels

Colors: Silver and Columbia Blue

Conference: Western Reserve

OHSAA: Division 2 Region 5

Stadium: Harry E. Winters Stadium

5000 Shankland Road

Willoughby, OH 44094

Athletic Director: Tom McKinnon (440) 975-3631

Email: Tom.McKinnon@weschools.org

Head Coach: Matt Duffy 18th year

Record at School: 114 - 74


Overall Record: 114 - 74

2021 SCHEDULE

DATE	OPPONENT	SITE
8/20/21	NDCL	Lozick Field
8/27/21	Twinsburg	Harry E. Winters Stadium
9/3/21	Maple Heights	Harry E. Winters Stadium
9/10/21	Madison	Dick Hamblin Field
9/17/21	North	Harry E. Winters Stadium
9/24/21	Brush	Korb Field
10/1/21	Mayfield	Harry E. Winters Stadium
10/8/21	Kenston	Bomber Stadium
10/15/21	Chardon	Harry E. Winters Stadium
10/22/21	Riverside	Beaver Stadium

2020 RESULTS / RECORD: 3-5

DATE	OPPONENT	SCORE
8/28/20	Riverside	0 - 30 L
9/5/20	Chardon	0 - 50 L
9/11/20	Mayfield	14 - 29 L
9/17/20	Madison	34 - 8 W
9/25/20	North	28 - 22 W
10/2/20	Kenston	30 - 33 L
10/16/20	#Madison	36 - 8 W
10/24/20	#Benedictine	0 - 35 L



HARRY E. WINTERS STADIUM



TOUGHEN UP



2021 OPPONENT INFO - WEEK 9

PAINSVILLE RIVERSIDE – Week 9

Kickoff: October 15, 2021 at 7pm

Location: Beaver Stadium

Record vs Kenston: **Win** **Loss** **Tie**
 3 2 0

Last Year Played: 2019

HIGH SCHOOL INFORMATION

Location: 585 Riverside Drive
 Painesville Ohio

Enrollment: 555 M 537 F

Affiliation: Public – Painesville Township School District

Principal: Mr. Peter Hliatzos

FOOTBALL INFORMATION

Nickname: Beavers

Colors: Black and Gold

Conference: Western Reserve

OHSAA: Division 2 Region 5

Stadium: Beaver Stadium

585 Riverside Drive
 Painesville Ohio

Athletic Director: Dave Bors (440) 358-8330

Email: Dave.Bors@riversideschools.net

Head Coach: Dave Bors; 12th year

Record at School: 57 - 53


Overall Record: 77 - 63

2021 SCHEDULE

DATE	OPPONENT	SITE
8/20/21	Perry	Perry Alumni Stadium
8/27/21	Amherst Steel	Beaver Stadium
9/3/21	Holy Name	Beaver Stadium
9/10/21	Chardon*	West Geauga Howell Field *(Neutral Field)
9/17/21	Madison	Dick Hamblin Field
9/24/19	Mayfield	Beaver Stadium
10/1/21	North	Carter Stadium
10/8/21	Martinsburg	Beaver Stadium
10/15/21	Kenston	Bomber Stadium
10/22/21	South	Beaver Stadium

2020 RESULTS / RECORD: 6-2

DATE	OPPONENT	SCORE
8/28/20	South	30 - 0 W
9/5/20	Little Miami	35 - 0 W
9/11/20	Perry	44 - 14 W
9/17/20	Chardon	7 - 35 L
9/25/20	Madison	51 - 7 W
10/2/20	North	34 - 0 W
10/16/20	#Boardman	39 - 28 W
10/24/20	#Hudson	28 - 35 L



BEAVER STADIUM



TOUGHEN UP



2021 OPPONENT INFO - WEEK 10

MAYFIELD – Week 10

Kickoff: November 22, 2021 at 7pm

Location: Bomber Stadium

Record vs Kenston: **Win** **Loss** **Tie**
 15 12 0

Last Year Played: 2019

HIGH SCHOOL INFORMATION

Location: 6116 Wilson Mills Rd
 Mayfield, OH 44143

Enrollment: 526 M 474 F

Affiliation: Public – Mayfield City School District

Principal: Jeff Legan

FOOTBALL INFORMATION

Nickname: Wildcats

Colors: Green and White

Conference: Western Reserve

OHSAA: Division 2 Region 5

Stadium: Wildcat Stadium

6116 Wilson Mills Rd
 Mayfield, OH 44143

Athletic Director: Keith Leffler (440) 995-6831

Email: kleffler@mayfieldschools.org

Head Coach: Ross Bandiera 7th year

Record at School: 31 - 19

Overall Record: 31 - 19

2021 SCHEDULE

DATE	OPPONENT	SITE
8/20/21	Akron Buchtel	Wildcat Stadium
8/27/21	Jackson	Robert Fife Stadium
9/3/21	Nordonia	Wildcat Stadium
9/10/21	Tiffin Columbian	Frost-Kalnow Stadium
9/17/21	Chardon	Wildcat Stadium
9/24/21	Riverside	Riverside Stadium
10/1/21	South	Harry E. Winters Stadium
10/8/21	North	Wildcat Stadium
10/15/21	Madison	Dick Hamblin Field
10/22/21	Kenston	Wildcat Stadium

2020 RESULTS / RECORD: 6-2

DATE	OPPONENT	SCORE
8/28/20	Kenston	Cancelled
9/5/20	Riverside	Cancelled
9/11/20	South	29 - 14 W
9/17/20	Brush	44 - 7 W
9/25/20	Chardon	14 - 35 L
10/2/20	Madison	40 - 7 W
10/9/20	#Kenmore	51 - 6 W
10/16/20	#Nordonia	55 - 31 W
10/23/18	#Akron Hoban	0 - 42 L



WILDCAT STADIUM



TOUGHEN UP



OHSAA DIVISION III REGIONS

FOOTBALL School Name	City	2018 ODE Base Enrollment	2020 CB Numbers	2020 Football Adj. Enrollment	2021 Football Division	2021 Football Region	2020 Football Division	2020 Football Region	County
ALLIANCE	Alliance	363	8	371	Division III	9	Division II	9	Stark
AURORA	Aurora	352	3	355	Division III	9	Division III	9	Portage
BUCHTE	Akron	283	6	289	Division III	9	Division IV	13	Summit
CANFIELD	Canfield	321	5	326	Division III	9	Division III	9	Mahoning
CHANEY	Youngstown	294	6	300	Division III	9	Division III	9	Mahoning
CHARDON	Chardon	342	2	344	Division III	9	Division III	9	Geauga
COVENTRY	Akron	285	21	306	Division III	9	Division III	9	Summit
DOVER	Dover	353	8	361	Division III	9	Division II	7	Tuscarawas
EAST	Youngstown	287	26	313	Division III	9	Division IV	13	Mahoning
EAST	Akron	324	9	333	Division III	9	Division III	9	Summit
GENEVA	Geneva	316	5	321	Division III	9	Division III	9	Ashtabula
HARVEY	Painesville	356	4	360	Division III	9	Division III	9	Lake
HOWLAND	Warren	330	11	341	Division III	9	Division III	9	Trumbull
HUBBARD	Hubbard	256	16	272	Division III	9	Division IV	13	Trumbull
KENSTON	Chagrin Falls	364	2	366	Division III	9	Division III	9	Geauga
LOUISVILLE	Louisville	340	2	342	Division III	9	Division III	9	Stark
MARLINGTON	Alliance	266	6	272	Division III	9	Division III	9	Stark
NEW PHILADELPHIA	N Philadelphia	331	9	340	Division III	9	Division III	9	Tuscarawas
NILES MCKINLEY	Niles	310	4	314	Division III	9	Division III	9	Trumbull
NDCL	Chardon	254	52	306	Division III	9	Division III	9	Geauga
RAVENNA	RAVENNA	267	8	275	Division III	9	Division III	9	Portage
SPRINGFIELD	Akron	286	6	292	Division III	9	Division III	9	Summit
ST VINCENT-ST MARY	Akron	244	113	357	Division III	9	Division III	9	Summit
STEUBENVILLE	Steubenville	252	40	292	Division III	9	Division IV	13	Jefferson
STREETSBORO	Streetsboro	274	1	275	Division III	9	Division IV	13	Portage
TALLMADGE	Tallmadge	287	6	293	Division III	9	Division III	9	Summit
WEST GEauga	Chesterland	299	20	319	Division III	9	Division IV	13	Geauga
WOODRIDGE	Peninsula	253	23	276	Division III	9	Division IV	13	Summit
ASHLAND	Ashland	363	6	369	Division III	10	Division II	7	Ashland
BAY	Bay Village	287	0	287	Division III	10	Division III	10	Cuyahoga
BOWLING GREEN	Bowling Green	361	3	364	Division III	10	Division III	10	Wood
BUCKEYE	Medina	307	9	316	Division III	10	Division III	9	Medina
CENTRAL CATHOLIC	Cleveland	203	92	295	Division III	10	Division IV	13	Cuyahoga
CLOVERLEAF	Lodi	304	0	304	Division III	10	Division III	9	Medina
COLUMBIAN	Tiffin	333	4	337	Division III	10	Division III	10	Seneca
COPLEY	Copley	355	4	359	Division III	10	Division II	5	Summit
DEFIANCE	Defiance	297	6	303	Division III	10	Division III	10	Defiance



OHSAA DIVISION III REGIONS

FOOTBALL School Name	City	2018 ODE Base Enrollment	2020 CB Numbers	2020 Football Adj. Enrollment	2021 Football Division	2021 Football Region	2020 Football Division	2020 Football Region	County
EAST TECHNICAL	Cleveland	319	2	321	Division III	10	Division III	10	Cuyahoga
HOLY NAME	Parma Heights	253	47	300	Division III	10	Division III	10	Cuyahoga
LEXINGTON	Lexington	290	6	296	Division III	10	Division III	10	Richland
LINCOLN WEST	Cleveland	355	6	361	Division III	10	Division III	10	Cuyahoga
MADISON COMPREHENSIVE	Mansfield	352	18	370	Division III	10	Division III	10	Richland
MANSFIELD SENIOR	Mansfield	312	6	318	Division III	10	Division III	10	Richland
MAUMEE	Maumee	285	0	285	Division III	10	Division III	10	Lucas
NORTON	Norton	322	27	349	Division III	10	Division III	9	Summit
NORWALK	Norwalk	318	2	320	Division III	10	Division III	10	Huron
PADUA FRAN.	Parma	296	54	350	Division III	10	Division II	6	Cuyahoga
REVERE	Richfield	327	0	327	Division III	10	Division III	9	Summit
RIVER VALLEY	Caledonia	256	13	269	Division III	10	Division IV	14	Marion
ROCKY RIVER	Rocky River	312	0	312	Division III	10	Division III	10	Cuyahoga
ROGERS	Toledo	333	9	342	Division III	10	Division III	10	Lucas
SANDUSKY	Sandusky	338	2	340	Division III	10	Division III	10	Erie
SYLVANIA SOUTHVIEW	Sylvania	368	1	369	Division III	10	Division II	7	Lucas
WEST HOLMES	Millersburg	281	5	286	Division III	10	Division III	9	Holmes
WOODWARD	Toledo	316	10	326	Division III	10	Division III	10	Lucas
ATHENS	The Plains	313	11	324	Division III	11	Division III	11	Athens
BEECHCROFT	Columbus	307	12	319	Division III	11	Division III	11	Franklin
BELLEFONTAINE	BELLEFONTAINE	324	7	331	Division III	11	Division III	11	Logan
BISHOP HARTLEY	Columbus	252	94	346	Division III	11	Division III	11	Franklin
BISHOP WATTERSON	Columbus	265	51	316	Division III	11	Division III	11	Franklin
BUCKEYE VALLEY	Delaware	302	41	343	Division III	11	Division III	11	Delaware
CENTENNIAL	Columbus	275	18	293	Division III	11	Division III	11	Franklin
CHILLICOTHE	Chillicothe	367	5	372	Division III	11	Division II	8	Ross
EASTMOOR ACADEMY	Columbus	269	14	283	Division III	11	Division III	11	Franklin
GRANVILLE	Granville	342	0	342	Division III	11	Division III	11	Licking
HAMILTON TOWNSHIP	Columbus	344	9	353	Division III	11	Division III	11	Franklin
JACKSON	Jackson	282	10	292	Division III	11	Division III	11	Jackson
JONATHAN ALDER	Plain City	270	5	275	Division III	11	Division IV	16	Madison
LONDON	London	267	2	269	Division III	11	Division IV	11	Madison
MARIETTA	Marietta	326	1	327	Division III	11	Division III	11	Washington
MIAMI TRACE	Washington Ch	318	10	328	Division III	11	Division III	11	Fayette
SHERIDAN	Thornville	287	10	297	Division III	11	Division III	11	Perry
SOUTH	Columbus	345	7	352	Division III	11	Division III	11	Franklin
ST. FRANCIS DESALES	Columbus	303	72	375	Division III	11	Division II	8	Franklin

TOUGHEN UP



OHSAA DIVISION III REGIONS

FOOTBALL School Name	City	2018 ODE Base Enrollment	2020 CB Numbers	2020 Football Adj. Enrollment	2021 Football Division	2021 Football Region	2020 Football Division	2020 Football Region	County
TRI-VALLEY	Dresden	307	21	328	Division III	11	Division II	7	Muskingum
WESTERN BROWN	Mount Orab	363	12	375	Division III	11	Division II	8	Brown
WILMINGTON	Wilmington	349	10	359	Division III	11	Division III	11	Clinton
ZANESVILLE	Zanesville	344	10	354	Division III	11	Division III	11	Muskingum
AIKEN	Cincinnati	289	16	305	Division III	12	Division IV	16	Hamilton
ARCHBISHOP ALTER	Kettering	230	94	324	Division III	12	Division III	12	Montgomery
BADIN	Hamilton	241	64	305	Division III	12	Division III	12	Butler
BELLBROOK	Bellbrook	320	0	320	Division III	12	Division III	11	Greene
BISHOP FENWICK	Franklin	205	71	276	Division III	12	Division III	12	Montgomery
BUTLER	Vandalia	365	2	367	Division III	12	Division III	12	Warren
CARROLL	Dayton	294	57	351	Division III	12	Division III	12	Montgomery
CELINA	Celina	308	5	313	Division III	12	Division III	12	Mercer
CHAMINADE JULIENNE	Dayton	261	76	337	Division III	12	Division III	12	Montgomery
DUNBAR	Dayton	277	0	277	Division III	12	Division III	12	Montgomery
ELIDA	Elida	291	9	300	Division III	12	Division III	12	Allen
FRANKLIN	Franklin	347	13	360	Division III	12	Division III	12	Warren
GOSHEN	Goshen	360	13	373	Division III	12	Division III	11	Clermont
GREENVILLE	Greenville	334	3	337	Division III	12	Division III	12	Darke
HUGHES	Cincinnati	247	28	275	Division III	12	Division III	12	Hamilton
MONROE	Monroe	330	5	335	Division III	12	Division III	12	Butler
MOUNT HEALTHY	CINCINNATI	375	0	375	Division III	12	Division III	12	Hamilton
NEW RICHMOND	New Richmond	307	14	321	Division III	12	Division III	11	Clermont
NORTHWEST	Cincinnati	372	0	372	Division III	12	Division III	12	Hamilton
PONITZ TECH	Dayton	261	29	290	Division III	12	Division IV	16	Montgomery
ROSS	Hamilton	329	3	332	Division III	12	Division III	12	Butler
SHAWNEE	Lima	287	7	294	Division III	12	Division III	12	Allen
ST MARYS MEMORIAL	St Marys	277	8	285	Division III	12	Division IV	14	Auglaize
TIPPECANOE	Tipp City	335	8	343	Division III	12	Division III	12	Miami
TROTWOOD-MADISON	Trotwood	321	2	323	Division III	12	Division III	12	Montgomery
WAPAKONETA	Wapakoneta	314	3	317	Division III	12	Division III	12	Auglaize
WOODWARD	Cincinnati	294	21	315	Division III	12	Division III	12	Hamilton

TOUGHEN UP

★ Most playoff wins – 84 by Marion Stein HS ★



BOMBER



2021
FOOTBALL
Team

TOUGHEN UP

2021 SCHEDULE

TOUGHEN UP

TOUGHEN UP

AWAY



Chagrins Falls Tigers
7pm Friday August 20
@ Bomber Stadium



Perry Pirates
7pm Friday August 27
@ Bomber Stadium



Notre Dame Cathedral Latin Lions
7pm Friday, September 3
@ Lions Stadium



Eastlake North Rangers
7pm Friday, September 10
@ Carter Stadium



Lake Catholic Cougars
7pm Friday, September 10
@ Bomber Stadium

HOME



AWAY



HOME



Chardon Hilltoppers
7pm Friday September 24
@ Memorial Stadium



Madison Blue Streaks
7pm Friday October 1
@ Dick Hamblin Field



Willoughby South Rebels
7pm Friday, October 8
@ Bomber Stadium



Riverside Beavers
7pm Friday, October 15
@ Bomber Stadium



Mayfield Wildcats
7pm Friday October 22
@ Wildcat Stadium



PLAYOFFS
7pm Friday, November ?
@ Bomber Stadium?




2020 OPPONENT REVIEW



SCORING	1	2	3	4	F
KENSTON	41	23	40	35	139
OPPONENT	14	73	43	39	169

2020 SEASON:	KEN	OPP
FIRST DOWNS	88	102
RUSHING YARDS	783	1422
PASSING YARDS	1028	803
TOTAL YARDS	1811	2225
COMP-ATT-INT	84-159-6	57-95-3
FUMBLES-LOST	8-4	10-6
PENALTIES	34-258	34-273
TOTAL OFFENSIVE PLAYS	336	367
RUNNING PLAYS	177	272
PASSING PLAYS	159	95



RECORD: 3-4
WRC: 2-2



TOUGHEN UP

2020 SEASON IN REVIEW - WEEK 1

GAME 1: MADISON

Kenston 21

Madison 14

September 4, 2020 at Dick Hamblin Field

SCORING	1	2	3	4	F
Kenston	0	7	14	0	21
Madison	0	7	0	7	14

SCORING SUMMARY:

FIRST QUARTER

SECOND QUARTER

9:37 MAD O'Brien 27-yard pass to Tweedy (Horvath kick)

1:04 KEN Sell 4-yard run (Munday kick)

THIRD QUARTER

5:20 KEN Patrick 99-yard interception return (Munday kick)

0:21 KEN Sell 6-yard run (Munday kick)

FOURTH QUARTER

9:37 MAD O'Brien 38-yard pass to Tweedy (Horvath kick)

Coach Jeff Grubich found out what it was like to be flying blind in his team's season-opener. Because of COVID-19, the Bombers did not have a scrimmage or a Week 1 game. Mayfield cancelled the game so Grubich and his youngest, most inexperienced team he's had in some time, had to go on the road to start its season.

The Bombers responded well. Despite falling behind early on a long touchdown pass from Michael O'Brien to Noah Tweedy, Kenston rallied for a 21-14 win.

Stanley Sell, who did a good job as a backup to three-time All-Ohio running back Jack Porter, carried 29 times for 189 yards and two touchdowns in his first start. Sophomore quarterback Nikko Georgiou, backup to two-time All-Ohioan Jon Tomcufcik last year, was 9-for-15 for 107 yards and had 49 rushing yards.

TOUGHEN UP

TEAM STATISTICS:

	KEN	MAD
First Downs	18	17
Rushing Yards	241	110
Passing Yards	107	246
Total Yards	348	356
COMP-ATT-YD-TD-INT	8-15-107-0-0	15-34-246-2-2
Fumbles-Lost	2-2	1-0
Penalties	6-41	6-45
Total Offensive Plays	55	61
Running Plays	40	27
Passing Plays	15	34

INDIVIDUAL STATISTICS:

RUSHING	ATT	YDS	LG	TD
Sell	29	189	27	2
Patrick	2	3	2	0
Georgiou	7	49	17	0
RECEIVING	REC	YDS	LG	TD
Gebeau	1	14	14	0
Germano	2	11	6	0
McCleery	1	36	36	0
Sell	1	40	24	0
Burke	1	5	5	0
Clossin	1	1	1	0



2020 SEASON IN REVIEW - WEEK 2

GAME 2: CHARDON

Kenston 6
Chardon 37

September 11, 2020 at Bomber Stadium

SCORING	1	2	3	4	F
Kenston	6	0	0	0	6
Chardon	0	21	16	0	37

SCORING SUMMARY:

FIRST QUARTER

6:27 KEN Krupp 39-yard fumble return (kick failed)

SECOND QUARTER

6:27 CHA Fetchik 14-yard pass to Sulka (Mueller kick)

3:04 CHA Pettyjohn 31-yard run (Mueller kick)

0:15 CHA Pettyjohn 5-yard run (Mueller kick)

THIRD QUARTER

10:15 CHA Pettyjohn 5-yard run (Mueller kick)

3:15 CHA Fetchik 1-yard run (Mueller kick)

0:08 CHA Mueller 37-yard field goal

FOURTH QUARTER

TEAM STATISTICS:

	KEN	CHA
First Downs	7	15
Rushing Yards	85	318
Passing Yards	102	32
Total Yards	187	350
COMP-ATT-YD-TD-INT	11-18-102-0-1	4-8-32-1-0
Fumbles-Lost	1-1	2-1
Penalties	3-13	2-15
Total Offensive Plays	40	51
Running Plays	22	43
Passing Plays	18	8
	5	

INDIVIDUAL STATISTICS:

RUSHING	ATT	YDS	LG	TD
Sell	16	90	36	0
Germano	2	-4	4	0
DiMarco	4	-4	4	0

RECEIVING	REC	YDS	LG	TD
Germano	6	31	8	0
Miller	2	25	15	0
Sell	2	23	13	0
Gebeau	1	23	23	0

It's been a strange season for all athletes across Northeast Ohio, with the threat of the coronavirus threatening all sports. Chardon, the eventual OHSAA DIII State Champion, got off to a slow start, then dominated the second half for a 37-6 win against rival Kenston.

Chardon had 309 yards rushing, including a breakout performance by senior RB James Pettyjohn, whose 133 rushing yards and three touchdowns broke down a young Bombers defense. It was this same Bombers defense that scored first when Braden Krupp scooped up a fumble and went 39 yards for the score. The Chardon's defense then stole the show, allowing no Bomber points, and holding Kenston to 161 yards and seven first downs the rest of the game.



TOUGHEN UP



2020 SEASON IN REVIEW - WEEK 3

GAME 3: EASTLAKE NORTH

Kenston 14

North 26

September 17, 2020 at Bomber Stadium

SCORING	1	2	3	4	F
Kenston	7	0	7	0	14
North	0	7	7	12	26

SCORING SUMMARY:

FIRST QUARTER

3:03 KEN Georgiou 6-yard pass to Gebeau (Munday kick)

SECOND QUARTER

11:43 ELN Molica 1-yard run (Volk kick)

4:10 ELN Molica 26-yard run (Volk kick)

THIRD QUARTER

2:01 KEN Valocchi 90-yard fumble return (Munday kick)

FOURTH QUARTER

9:22 ELN Molica 6-yard run (kick failed)

5:25 ELN Molica 1-yard run (kick failed)

TEAM STATISTICS:

	KEN	NOR
First Downs	7	16
Rushing Yards	97	313
Passing Yards	33	25
Total Yards	130	338
COMP-ATT-YD-TD-INT	8-17-33-1-1	1-1-25-0-0
Fumbles-Lost	1-0	3-2
Penalties	5-12	4-40
Total Offensive Plays	39	55
Running Plays	22	54
Passing Plays	17	1
	0	

INDIVIDUAL STATISTICS:

RUSHING	ATT	YDS	LG	TD
Sell	13	64	19	0
Germano	3	6	6	0
Georgiou	6	27	13	0
RECEIVING	REC	YDS	LG	TD
Germano	3	8	6	0
Miller	4	19	11	0
Gebeau	1	6	6	1

By outscoring its previous two opponents, 75-14, North used its same formula for success; run the ball and run the clock. However, host Kenston was going to make sure the Rangers earned everything they got as North prevailed, 26-14.

Late in the third quarter, Kenston senior linebacker Anthony Valocchi ripped the ball from a Rangers' running back and raced down the left sideline 90 yards to pull the Bombers within one. The extra point tried the game at 14 heading into the final quarter.

After a 35-yard gain on the first play of scrimmage on its next possession was nullified, North settled down and used nine consecutive runs to move 61 yards and take the lead for good.

Quarterback Chris Molica, with 122 yards on 21 carries and three touchdowns, amassed almost as much as Kenston's total offensive output of 130 yards.

TOUGHEN UP



2020 SEASON IN REVIEW - WEEK 4

GAME 4: WILLOUGHBY SOUTH

Kenston 33

South 30

October 2, 2020 at Harry E. Winters Stadium

SCORING	1	2	3	4	F
Kenston	7	0	6	20	33
South	7	10	0	13	30

SCORING SUMMARY:

FIRST QUARTER

8:03 KEN Sell 5-yard run (Munday kick)
 1:43 WLS Singleton 48-yard run (Patrizi kick)

SECOND QUARTER

9:56 WLS Sampson 1-yard run (Patrizi kick)
 2:03 WLS Patrizi 32-yard field goal

THIRD QUARTER

6:01 KEN Georgiou 68-yard pass to Gebeau
 (kick failed)

FOURTH QUARTER

11:03 KEN Sell 1-yard run (Munday kick)
 11:03 KEN Sell 3-yard run (run failed)
 9:26 WLS Sampson 2-yard run (Patrizi kick)
 5:51 WLS Quinlan 3-yard run (pass failed)
 1:41 KEN Georgiou 4-yard pass to Miller
 (Munday kick)

TEAM STATISTICS:

	KEN	WS
First Downs	19	14
Rushing Yards	143	383
Passing Yards	215	0
Total Yards	358	383
COMP-ATT-YD-TD-INT	16-30-215-2-1	0-10-0-0-0
Fumbles-Lost	1-0	3-3
Penalties	8-67	8-28
Total Offensive Plays	69	50
Running Plays	39	40
Passing Plays	30	10

INDIVIDUAL STATISTICS:

RUSHING	ATT	YDS	LG	TD
Sell	35	135	13	0
Germano	3	6	6	0
Georgiou	4	8	4	0

RECEIVING	REC	YDS	LG	TD
Germano	3	8	6	0
Miller	4	19	11	0
Gebeau	1	6	6	1

Stanley Sell ran for 135 yards and three touchdowns, and Nikko Georgiou threw for 215 yards and two scores as Kenston topped South, 33-30.

South had a 30-26 lead late in the game, but Georgiou hit 6-foot-6 tight end Ryan Miller with a four-yard touchdown pass to give Kenston the lead for good.

It was the first game since Sept. 17 for Kenston. The Bombers had their game with Orrville canceled last week because of COVID-19.

South outgained Kenston, 383-358. All of South's yardage came on the ground. Ira Sampson ran for 113 yards and two touchdowns for the Rebels (2-4). Tyrone Singleton ran for 197 yards and a score, and quarterback Colin Quinlan ran for 97 yards and a touchdown.



TOUGHEN UP



2020 SEASON IN REVIEW - WEEK 5

GAME 5: MARLINGTON

Division 3 Region 9 playoff game
 October 9, 2020 at Duke Stadium
 Round: Regional Quarter Final
 Records: Kenston 2-2
 Marlinton 3-2

SCORING	1	2	3	4	F
#19 Kenston	14	7	13	7	41
#14 Dukes	0	0	7	0	7

SCORING SUMMARY:

FIRST QUARTER

11:35 KEN Georgiou 20-yard pass to Germano (Munday kick)
 5:03 KEN Georgiou 59-yard pass to Germano (Munday kick)

SECOND QUARTER

3:43 KEN Georgiou 86-yard pass to Germano (Munday kick)

THIRD QUARTER

7:13 KEN Georgiou 10-yard pass to McCleery (kick failed)
 4:33 MAR Hooker 1-yard run (Laurie kick)
 3:57 KEN Georgiou 10-yard pass to Miller (Munday kick)

FOURTH QUARTER

10:09 KEN Sell 8-yard run (Munday kick)

TEAM STATISTICS:

	KEN	MAR
First Downs	11	17
Rushing Yards	69	128
Passing Yards	301	143
Total Yards	370	271
COMP-ATT-YD-TD-INT	12-23-301-5-0	15-25-143-0-0
Fumbles-Lost	1-0	0-0
Penalties	4-25	3-30
Total Offensive Plays	40	67
Running Plays	17	42
Passing Plays	23	25

INDIVIDUAL STATISTICS:

RUSHING	ATT	YDS	LG	TD
Sell	9	9	10	1
Germano	1	-6	-6	0
DiMarco	2	-6	-2	0
Georgiou	5	72	38	0
RECEIVING	REC	YDS	LG	TD
Germano	8	255	86	3
McCleery	1	10	10	1
Sell	1	8	8	1
Miller	2	28	23	1

Behind program-record performances from sophomore quarterback Nikko Georgiou and junior receiver JP Germano, Kenston defeated Marlinton in a 41-7 routing to advance.

Georgiou targeted Germano, who appeared to lose the reception off his fingertips, but the leather bounced off senior teammate Colin McCleery and came back to him for a 20-yard touchdown a 7-0 lead for the Bombers. Kenston's defense and special teams turned up, first blocking a 22-yard field-goal attempt by the Dukes and then turning them over on downs at the 9-yard line later in the opening stanza. Georgiou redialed Germano for a 59-yard touchdown toss and a 14-0 lead at the quarter mark. Georgiou hit Germano for an 86-yard touchdown toss and a 21-0 Bomber lead at intermission. While Marlinton did move the ball for 17 first downs, passing for 143 yards and rushing 42 times for 128 yards, the Bombers buckled down when they needed to. Kenston forced another turnover on downs to open the third quarter and then stopped Marlinton's red-zone offense again in the fourth quarter. The Dukes were zero-of-four on fourth downs for the game. Georgiou still finished the night with five end-zone tosses on 12-of-23 passing for 301 yards. Germano, meanwhile, finished Friday night with eight catches for a program-record 255 yards receiving. He was just 5 yards shy of cracking the OHSAA record book and eclipsing Tyler Mintz's 231-yard 2013 performance verses Brush.

TOUGHEN UP



2020 SEASON IN REVIEW - WEEK 6

GAME 6: CANFIELD

Division 3 Region 9 playoff game
 October 16, 2020 at Bob Dove Field
 Round: Regional Semi Final
 Records: Kenston 3-2
 Canfield 7-0

SCORING	1	2	3	4	F
#19 Kenston	0	2	0	8	10
#3 Canfield	0	7	14	7	28

SCORING SUMMARY:

FIRST QUARTER

SECOND QUARTER

8:14 CAN Lowery 4-yard run (Papalia kick)

6:32 KEN Safety

THIRD QUARTER

8:09 CAN Sammarone 6-yard run (Papalia kick)

6:16 CAN Lowery 80-yard pass to Sammarone (Papalia kick)

FOURTH QUARTER

7:10 CAN Lowery 17-yard run (Papalia kick)

0:18 KEN Georgiou 9-yard pass to Miller (Georgiou 2pt. conversion)

TEAM STATISTICS:

	KEN	CAN
First Downs	18	13
Rushing Yards	88	154
Passing Yards	129	233
Total Yards	217	387
COMP-ATT-YD-TD-INT	21-39-129-1-1	15-16-233-1-0
Fumbles-Lost	1-0	1-0
Penalties	4-40	10-110
Total Offensive Plays	40	47
Running Plays	17	31
Passing Plays	23	16

INDIVIDUAL STATISTICS:

RUSHING

	ATT	YDS	LG	TD
Sell	19	52	7	0
Georgiou	9	36	10	0

RECEIVING

	REC	YDS	LG	TD
Germano	8	38	7	0
Miller	7	49	18	1
Sell	4	22	8	0
Gebeau	3	28	11	0
McCleery	1	9	9	0

The Canfield Cardinals got revenge over Kenston in week 2 of the playoffs, after Kenston knocked off the Cardinals playoff run in the 2018 regional final game. The first half of this ballgame was a slow start for both offenses.

The Cardinals got the first score of the ballgame, after a Broc Lowry touchdown run from 4 yards out. Early in the second quarter, Kenston's defense came up big with a safety to put the Bombers on the board. The first half ended with a baseball-like score of 7-2 Canfield.

Although the first half was slow offensively, the Cardinals offense was shot out of a cannon to start the second half. Senior fullback Chris Sammarone started off the second half scoring, with a 6-yard touchdown run. Sammarone would strike again on the Cardinals next possession, with the biggest play of the game, an 80-yard touchdown reception to extend the Canfield led to 19. The Bombers offense was in the red zone numerous times in the second half, but we're only able to put up 8 points.



TOUGHEN UP

2020 SEASON IN REVIEW - WEEK 7

GAME 7: Twinsburg 2020* weather shortened

Kenston 14

Riverside 28

October 23, 2020 at Tiger Stadium

SCORING	1	2	3	4	F
Kenston	7	7	X	X	14
Twinsburg	7	21	X	X	28

SCORING SUMMARY:

FIRST QUARTER

8:43 TWI Horvath 1-yard run (Banerjee kick)

5:38 KEN Georgiou 9-yard pass to Gebeau (Munday kick)

SECOND QUARTER

11:56 TWI Horvath 11-yard pass to Christensen (Banerjee kick)

8:22 KEN Georgiou 56-yard pass to McCleery (Munday kick)

5:57 TWI Horvath 52-yard pass to Branch (Banerjee kick)

0:19 TWI Horvath 6-yard pass to Crouch (Banerjee kick)

THIRD QUARTER

Cancel due to weather

FOURTH QUARTER

Cancel due to weather

TEAM STATISTICS:

	KEN	TWI
First Downs	8	10
Rushing Yards	60	16
Passing Yards	141	124
Total Yards	201	140
COMP-ATT-YD-TD-INT	8-17-141-2-2	7-11-124-3-1
Fumbles-Lost	1-1	0-0
Penalties	4-60	1-5
Total Offensive Plays	37	21
Running Plays	20	10
Passing Plays	17	11

INDIVIDUAL STATISTICS:

RUSHING	ATT	YDS	LG	TD
Sell	15	33	13	0
Germano	2	9	7	0
Georgiou	3	18	7	0
RECEIVING	REC	YDS	LG	TD
Gebeau	4	51	22	1
Miller	2	14	9	0
McCleery	1	56	56	1
Sell	1	20	20	0

It wasn't a state playoff football battle. It wasn't even a league game, but Twinsburg's 28-14 victory at home over Kenston was invaluable. In a game that wasn't even completed due to the weather, both clubs saw tremendous value and opportunity for their athletes to compete in a regular season contest that was added just a week ago in this crazy COVID-19 campaign. Twinsburg had Kenston as a longtime rival dating back to the 1990's in both the Chagrin Valley Conference as well as later, in the North Division of the Western Reserve Conference.

TOUGHEN UP



2021 PLAYERS TO WATCH

#11 JP Germano - Team Captain 2021

The senior 2-year letterman and 3rd team All-Ohio receiver will enter the 2021 campaign as a possible 2-way starter for the Bombers. The sure-handed receiver added defensive back responsibilities when pressed into service during the 2020 shortened covid season. Embracing the challenge, he contributed 15 tackles and one interception on the defensive side of the ball. Offensively, the All-WRC receiver led the Bombers with 34 receptions. Germano was at his best in the playoffs where he had a career day against Marlinton hauling in eight catches for 255 yards and three touchdowns. His 255-yard effort is the most in team history and 5-yards short of making the OHSSA record book. The team offensive MVP was also voted a team captain in 2021. Germano's leadership and experience will be a major influence on the success of the 2021 campaign.

CAREER RECEIVING/DEFENSIVE STATS:

YEAR	G	REC	YDS	TDS	TACKLES	INT
2019	11	14	182	2	0	0
2020	7	34	390	4	15	1
TOTAL	18	48	572	6	15	1



#72 Cale Doyle - Team Captain 2021

The senior 2-year letterman is back with a ton of experience that will help a young offensive line quickly mature into the force it needs to be. Doyle developed quickly as a starter at guard on the talented 2019 team before sustaining a week five season ending foot injury. In 2020, Doyle the 2nd team All-District selection, took over leadership of the offensive line by moving to center and having his best year yet. Because of Doyle's excellent adaptability, he will be moving to left tackle in 2021 and is responsible for protecting the vital blindside of the quarterback. Doyle comes in at 6'3 295 lbs. with great feet and mobility. Will be playing on the same line as little brother Sean. Voted team captain by his teammates for the 2021 campaign, Doyle is poised for a great year.

What they say about Doyle:

- Moves extremely well for a big man
- Tenacious run blocker
- Versatile
- Intelligent
- Strong Football Player

TOUGHEN UP

2021 PLAYERS TO WATCH

#10 Ryan Miller - Team Captain 2020 & 2021

The senior 3-year letterman and Indiana recruit is looking to cap off his career like the way it started in 2018. In the 2018 state title run, Miller made catch after crucial catch that put him on course to build a career that landed him at Indiana University as a TE early commit. In the 2020 covid shortened season, Miller was only available for six of the seven games but still grabbed 20 receptions for 147-yards and three touchdowns. The 6'6" All-WRC 1st team athlete does not only catch the football but is also known as a tenacious blocker. Millers' leadership and enthusiasm will play a major role in the success of 2021 team. The 2020 team MVP was voted captain by his teammates for 21. Miller is devoted in the weight room and setting the tone for a terrific 2021 season.

CAREER RECEIVING:

YEAR	G	REC	YDS	TDS
2018	15	24	251	0
2019	11	23	204	5
2020	7	20	147	3
TOTAL	33	67	602	8



TOUGHEN UP



#13 Braden Krupp - Team Captain 2021

Krupp a first-year letterman burst onto the scene last year with a tenacity worthy of the tradition set by past Kenston linebackers. Paying his dues and developing in the program Krupp has become an extremely consistent player with a flair for being around the football. Krupp racked up 36 total tackles recording three tackles for loss and three and a half QB sacks. Krupp returns in 2021 as one the few leaders of a rebuilt defense. The All-WRC scholar and Hammer award winner is a very intense competitor who leads by example. Krupp will be sure to carry on Kenston's great tradition of producing outstanding linebackers.

CAREER DEFENSIVE STATS:

YEAR	G	SOLO	ASST	TACKLES	TFL	SACK	INT	FR	FF
2020	7	21	15	36	3	3.5	0	3	1



2021 PLAYERS TO WATCH

#8 Nikko Georgiou - Team Captain 2021

The junior 1st-year letterman will be back to build on a shortened 2020 campaign. Georgiou's development was hurt the most by the lack of a summer/pre-season/7-game schedule due to Covid. Yet, the dual threat quarterback grew every week showing off his running ability and arm strength. His playoff performance verses Marlinton was a look into the future of this talented athlete. Georgiou had 12 completions for 301-yards with 5 touchdowns and no interceptions. He also toted the ball five times for 72-yards. This was a top-five overall playoff performance and the third best single game record for passing yards. For his efforts Georgiou named All-WRC HM and 2nd Team All NEO District. With a full offseason, look for Georgiou to have a big year.

CAREER PASSING STATS:

YEAR	G	CMP	TT	YDS	YDS/G	TD	INT	LONG	RATING
2020	7	84	159	1082	154.6	11	6	86	122.42
TOTAL	7	84	159	1082	154.6	11	6	86	122.42



#16 Carson Rivera-Geabu

Geabu like Krupp is another player who paid their dues and burst onto the scene in his first year as a starting receiver in 2020. The total package of speed, size, and concentration, Geabu will be a go to player for the Bombers and will be expected to contribute even more in 2021. With a year of experience under his belt, he will be counted on for increased offensive production and additionally look to play safety on defense. Geabu is the type of athlete who may not come off the field by contributing on offense, defense, and special teams. A big offseason in the weight room will certainly ensure his success.

CAREER RECEIVING STATS:

YEAR	G	REC	YDS	TDS
2019	11	5	120	4
2020	7	30	664	4
TOTAL	15	30	664	4

TOUGHEN UP

PLAYER PROFILES



#2 - DANIEL JONES

Position	Grade	Height	Weight	Letterman
DL	12	5-11	190	0



#3 - JACK NOVAK

Position	Grade	Height	Weight	Letterman
DL/LB	11	5-10	170	0



#4 - LOGAN TOFT

Position	Grade	Height	Weight	Letterman
DB	11	5-10	170	1



#5 - DAVID CLOSSIN

Position	Grade	Height	Weight	Letterman
WR/DE	11	6-0	210	1



#6 - BEN DIMARCO

Position	Grade	Height	Weight	Letterman
RB/LB	11	5-10	185	1



#7 - LUCAS SIMMONS

Position	Grade	Height	Weight	Letterman
DB	11	6	170	1



#8 - NIKKO GEORGIU

Position	Grade	Height	Weight	Letterman
QB	11	6-1	190	1



#9 - TYMIR CARDONA

Position	Grade	Height	Weight	Letterman
WR/DB	9	5-7	145	0



#10 - RYAN MILLER

Position	Grade	Height	Weight	Letterman
TE	12	6-6	230	3

TOUGHEN UP

PLAYER PROFILES



#11 - JP GERMANO

Position	Grade	Height	Weight	Letterman
WR/DB	12	6-1	190	2



#12 - DYLAN KRUPP

Position	Grade	Height	Weight	Letterman
QB	9	6-1	160	0



#13 - BRADEN KRUPP

Position	Grade	Height	Weight	Letterman
LB	12	6-0	195	1



#14 - EVAN GLONTZ

Position	Grade	Height	Weight	Letterman
WR	10	6	155	0



#15 - THOMAS O'BRIEN

Position	Grade	Height	Weight	Letterman
WR/DB	11	6-3	175	0



#16 - CARSON RIVERA-GEBAU

Position	Grade	Height	Weight	Letterman
WR/DB	12	6-0	185	1



#17 - LIAM ZAK

Position	Grade	Height	Weight	Letterman
LB	11	6	170	0



#18 - SAM JACOBS

Position	Grade	Height	Weight	Letterman
OL/DL	11	6	180	0



#19 - JACK JACOBS

Position	Grade	Height	Weight	Letterman
OL/DL	11	6	180	0

TOUGHEN UP

PLAYER PROFILES



#20 - JAKE WHITE

Position	Grade	Height	Weight	Letterman
DB	11	5-9	165	0



#21 - TYLER SCHURR

Position	Grade	Height	Weight	Letterman
WR/DB	11	5-11	170	0



#22 - JUSTIN SPEHAR

Position	Grade	Height	Weight	Letterman
RB/DB	10	5-7	155	0



#23 - ASHTON KOLENIC

Position	Grade	Height	Weight	Letterman
LB	10	5-10	165	0



#24 - AIDEN MATASAR

Position	Grade	Height	Weight	Letterman
DB	10	5-7	160	0



#25 - CHARLIE KRESS

Position	Grade	Height	Weight	Letterman
WR/LB	11	6	185	0



#26 - NICK COWOSKI

Position	Grade	Height	Weight	Letterman
DB	12	5-10	180	0



#27 - COHEN CLARK

Position	Grade	Height	Weight	Letterman
RB/LB	9	5-10	175	0



#28 - JAMES RICHMOND

Position	Grade	Height	Weight	Letterman
WR/DB	10	5-11	160	1

TOUGHEN UP

PLAYER PROFILES



#29 - MASON SCHURR

Position	Grade	Height	Weight	Letterman
WR/DB	12	5-11	190	0



#30 - CHARLIE THOMPSON

Position	Grade	Height	Weight	Letterman
WR/DB	9	5-8	155	0



#31 - SEAN PATRICK

Position	Grade	Height	Weight	Letterman
RB	10	5-9	185	0



#32 - JOSH HALLEN

Position	Grade	Height	Weight	Letterman
LB	10	5-10	193	1



#33 - NOAH KUBATIS

Position	Grade	Height	Weight	Letterman
WR/DB	10	5-11	165	0



#34 - BEN ZAWITZ

Position	Grade	Height	Weight	Letterman
RB/DB	9	5-7	150	0



#35 - GRIFFIN ACKER

Position	Grade	Height	Weight	Letterman
LB	10	5-10	170	0



#37 - JEREMY HAJDU

Position	Grade	Height	Weight	Letterman
WR/DB	10	5-10	160	0



#38 - BRANDON BELL

Position	Grade	Height	Weight	Letterman
WR/LB	10	5-8	165	0

TOUGHEN UP

PLAYER PROFILES



#39 - ALEX WOOD

Position	Grade	Height	Weight	Letterman
DB	9	5-8	150	0



#41 - PARKER MUNDAY

Position	Grade	Height	Weight	Letterman
K	11	5-8	155	1



#42 - ROBBIE HATCHER

Position	Grade	Height	Weight	Letterman
LB	10	5-9	175	0



#44 - EVAN JARZEMBAK

Position	Grade	Height	Weight	Letterman
RB/DB	9	5-4	140	0



#45 - JAUGHTEZ WILLIAMS

Position	Grade	Height	Weight	Letterman
DB	9	5-3	125	0



#46 - ZYA'R SCOTT

Position	Grade	Height	Weight	Letterman
RB/DB	9	5-7	150	0



#50 - GARRETT UHLIR

Position	Grade	Height	Weight	Letterman
OL/DL	12	6-0	215	1



#51 - ROCCO DELUCA

Position	Grade	Height	Weight	Letterman
OL/DL	9	5-5	165	0



#52 - TRISTAN TUBBS

Position	Grade	Height	Weight	Letterman
OL/DL	10	5-9	190	0

TOUGHEN UP

PLAYER PROFILES



#53 - WILL FROMSON

Position	Grade	Height	Weight	Letterman
LB	10	5-10	170	0



#55 - JAY KIRKMAN

Position	Grade	Height	Weight	Letterman
OL/DL	9	5-11	225	0



#56 - JACK VASIL

Position	Grade	Height	Weight	Letterman
DL	12	6-1	220	0



#57 - AIDEN VANDERBILT

Position	Grade	Height	Weight	Letterman
OL/DL	12	6-1	230	1



#61 - ETHAN BALLANTYNE

Position	Grade	Height	Weight	Letterman
OL/DL	9	6-1	220	0



#63 - DAVID WACHTLER

Position	Grade	Height	Weight	Letterman
OL/DL	10	6	230	0



#65 - CONNOR KLUESNER

Position	Grade	Height	Weight	Letterman
OL/DL	12	6-2	295	1



#66 - SAM MEEKS

Position	Grade	Height	Weight	Letterman
OL/DL	9	5-10	180	0



#70 - SEAN DOYLE

Position	Grade	Height	Weight	Letterman
OL	10	6-1	270	1

TOUGHEN UP

PLAYER PROFILES



#71 - LEO DELUCA

Position	Grade	Height	Weight	Letterman
OL/DL	11	5-10	255	0



#72 - CALE DOYLE

Position	Grade	Height	Weight	Letterman
OL	12	6-3	295	2



#73 - MAX ROBARGE

Position	Grade	Height	Weight	Letterman
OL	10	5-8	205	0



#74 - LUKE LEYGRAAF

Position	Grade	Height	Weight	Letterman
OL	11	6-4	235	1



#77 - BEN BURLINGHAUS

Position	Grade	Height	Weight	Letterman
DL	12	5-11	190	0

TOUGHEN UP

★ OHSAA Division 3 state final record for most points **18 Jack Porter, Kenston HS 2018** ★

★ OHSAA Division 3 state final record for most receptions **10 Alex Coleman, Columbus Eastmoor HS 2008** ★



TOUGHEN UP

2021 ROSTER

TOUGHEN UP

JERSEY NUMBER	FIRST NAME	LAST NAME	POSITION	GRADE	HEIGHT	WEIGHT	LETTERMAN
2	DANIEL	JONES	DL	12	5-11	190	0
3	JACK	NOVAK	DL/LB	11	5-10	170	0
4	LOGAN	TOFT	DB	11	5-10	170	1
5	DAVID	CLOSSIN	WR/DE	11	6-0	210	1
6	BEN	DIMARCO	RB/LB	11	5-10	185	1
7	LUCAS	SIMMONS	DB	11	6	170	1
8	NIKKO	GEORGIU	QB	11	6-1	190	1
9	TYMIR	CARDONA	WR/DB	9	5-7	145	0
10	RYAN	MILLER	TE	12	6-6	230	3
11	JP	GERMANO	WR/DB	12	6-1	190	2
12	DYLAN	KRUPP	QB	9	6-1	160	0
13	BRADEN	KRUPP	LB	12	6-0	195	1
14	EVAN	GLONTZ	WR	10	6	155	0
15	THOMAS	O BRIEN	WR/DB	11	6-3	175	0
16	CARSON	RIVERA-GEBAU	WR/DB	12	6-0	185	1
17	LIAM	ZAK	LB	11	6	170	0
18	SAM	JACOBS	OL/DL	11	6	180	0
19	JACK	JACOBS	OL/DL	11	6	180	0
20	JAKE	WHITE	DB	11	5-9	165	0
21	TYLER	SCHURR	WR/DB	11	5-11	170	0
22	JUSTIN	SPEHAR	RB/DB	10	5-7	155	0
23	ASHTON	KOLENIC	LB	10	5-10	165	0
24	AIDEN	MATASAR	DB	10	5-7	160	0
25	CHARLIE	KRESS	WR/LB	11	6	185	0
26	NICK	COWOSKI	DB	12	5 10	180	0
27	COHEN	CLARK	RB/LB	9	5-10	175	0
28	JAMES	RICHMOND	WR/DB	10	5-11	160	1
29	MASON	SCHURR	WR/DB	9	5-5	125	0
30	CHARLIE	THOMPSON	WR/DB	9	5 8	155	0
31	SEAN	PATRICK	RB	10	5-9	185	0

JERSEY NUMBER	FIRST NAME	LAST NAME	POSITION	GRADE	HEIGHT	WEIGHT	LETTERMAN
32	JOSH	HALLEN	LB	10	5-10	193	1
33	NOAH	KUBATIS	WR/DB	10	5-11	165	0
34	BEN	ZAWITZ	RB/DB	9	5 7	150	0
35	GRIFFIN	ACKER	LB	10	5-10	170	0
37	JEREMY	HAJDU	WR/DB	10	5-10	160	0
38	BRANDON	BELL	WR/LB	10	5-8	165	0
39	ALEX	WOOD	DB	9	5-8	150	0
41	PARKER	MUNDAY	K	11	5-8	155	1
42	ROBBIE	HATCHER	LB	10	5-9	175	0
44	EVAN	JARZEMBAK	RB/DB	9	5-4	140	0
45	JAUGHNTEZ	WILLIAMS	DB	9	5-3	125	0
46	ZYAR	SCOTT	RB/DB	9	5 7	150	0
50	GARRETT	UHLIR	OL/DL	12	6-0	215	1
51	ROCCO	DELUCA	OL/DL	9	5-5	165	0
52	TRISTAN	TUBBS	OL/DL	10	5 9	190	0
53	WILL	FROMSON	LB	10	5-10	170	0
55	JAY	KIRKMAN	OL/DL	9	5-11	225	0
56	JACK	VASIL	DL	12	6 1	220	0
57	AIDEN	VANDERBILT	OL/DL	12	6-1	230	1
61	ETHAN	BALLANTYNE	OL/DL	9	6-1	220	0
63	DAVID	WACHTLER	OL/DL	10	6	230	0
65	CONNOR	KLUESNER	OL/DL	12	6-2	295	1
66	SAM	MEEKS	OL/DL	9	5-10	180	0
70	SEAN	DOYLE	OL	10	6-1	270	1
71	LEO	DELUCA	OL/DL	11	5-10	255	0
72	CALE	DOYLE	OL	12	6-3	295	2
73	MAX	ROBARGE	OL	10	5-8	205	0
74	LUKE	LEYGRAAF	OL	11	6-4	235	1
77	BEN	BURLINGHAUS	OL	10	5-9	210	0

★ 7-The legendary John Heisman, a Cleveland native, got his first coaching job at Oberlin College, leading the team to win all of its seven games in only the second year of the football program. Heisman's career was launched ★



BOMBER



2021
FOOTBALL
History

TOUGHEN UP

BOMBER AWARDS AND TRADITIONS

HAMMER AWARD: Decided by the coaching staff, this award is given to the player that demonstrates the toughest, most physical performance. The "Hammer Award" is given to one offensive player and one defensive player each week.

SLEDGEHAMMER AWARD: Given out at the end of the year to the players that earned the most "Hammer Awards" during the season. Awarded to one offensive player and one defensive player at the end of the season.

HARD HAT AWARD: Earned by the player that defines being a Kenston Bomber. Described by Coach Grubich; this player is a Blue collar, lunch pail kid that shows up every day, works his tail off and inspires his teammates to be better.

IRONMAN AWARD: Coaches award given for outstanding work in the weight room throughout the year.


LINEBACKER U: Not an award or personal accomplishment, but just a fact, Kenston produces great high school linebackers. In the history of Kenston football there have been 36 1st or 2nd team All-Ohio selections and 10 of those selections have been linebackers.

BATTLE OF 422: Less than 5 miles apart, Kenston vs. Chagrin is a rivalry game that has lasted over 60 years. The traditional game started in 1953 and continues to be one of the most intense games on the schedule. To this day the winning school receives the Kenston/Chagrin "split" helmet trophy. There simply is no better rivalry in high school sports!

VICTORY COIN: Given out to players, coaches, and support staff in celebration of winning the "Battle of 422."



K-KLUB: The Kenston K-Klub was formed during the fall of 1953 as a vehicle to form a brotherhood between the two newly merged schools of Auburn and Bainbridge. Anyone who had won a varsity letter at either high school could join. The first K-Klub started with 17 members. In the early years, the club raised money for their varsity jackets through dues, selling concessions and from a talent show. Today the club still promotes comradery between lettermen in all sports.



WHY THE BOMBERS AND WHY THE STAR?

Prior to the consolidation of Auburn High School and Bainbridge High School in 1953, the Bainbridge team nickname was Bombers. This was chosen by the student body due to the frequency of the World War II, B-25 bomber flying over the township from the Ravenna Arsenal. On the underside of the wing was the familiar star of the Army Air Corp. It was also chosen by the student body to use the Star as the school insignia.

WHY KENSTON? In 1953, due to the small sizes of Auburn and Bainbridge High Schools, the two townships decided it would be more efficient to combine the two schools. At that time, there was a small area that overlapped both townships called Kent Town. It's not known who thought of the name Kenston, but it is known that Kenston comes from the name Kent Town because the overlap signified the combining of the two schools.

TOUGHEN UP

★ There are 88 Counties in the state of Ohio and 44 counties have won a football championship and 44 have not! ★



BOMBER AWARDS AND TRADITIONS

WHY NAVY BLUE, COLUMBIA BLUE AND RED?

The answer again traces back to when the two township districts combined. Auburn High School was known as the Redcats and their school colors were red and white. Bainbridge High School was known as the Bombers and their school colors were navy blue and white. It was decided that the new combined district would be housed at Bainbridge High School because it was the larger of the two schools. It was very important to the transition of the two rival schools that both be represented in school colors. Red, navy blue and white were the original colors. In 1958 it was decided to change the navy blue to Columbia because other Geauga County League teams, mainly West Geauga, were using red, white, and navy blue as their colors.

Dear Mr. Hrabak,
January 10, 1969

I received your letter requesting my permission to utilize the Cowboy Star and uniform for your high school football team. The Cowboy Star represents my organization and with that comes great responsibility. We have players like Roger Staubach, Mike Ditka and Bob Lilly who represent the Cowboy Star by giving it their all both on and off the field. I have decided to approve your request if you promise your boys will do the same.

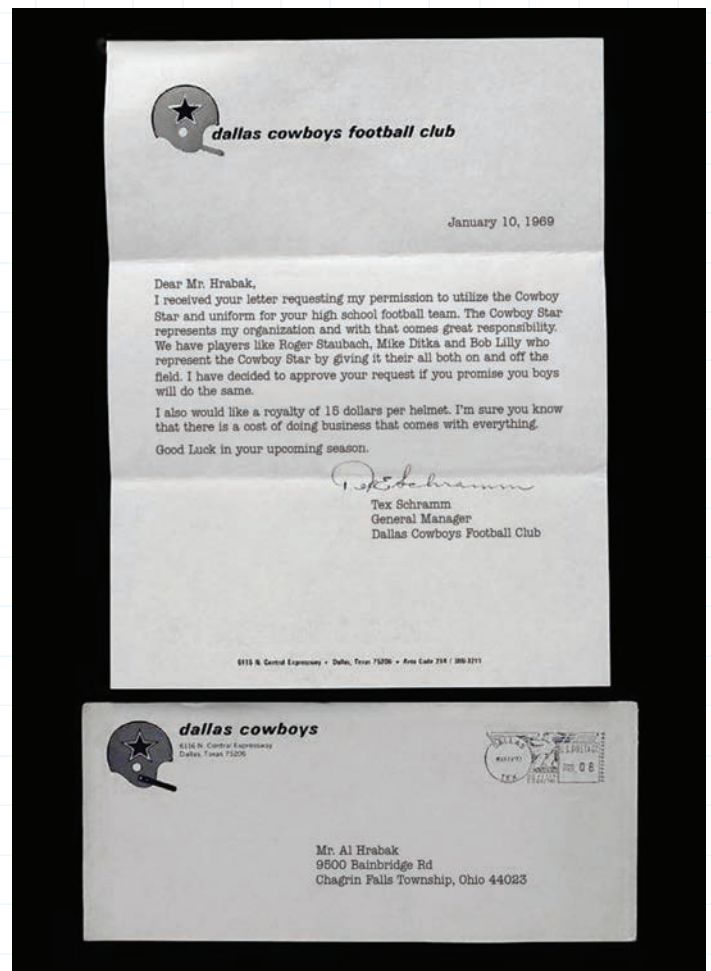
I also would like a royalty of 15 dollars per helmet. I'm sure you know that there is a cost of doing business that comes with everything.

Good Luck in your upcoming season.

Tex Schramm
General Manager
Dallas Cowboys Football Club

WHY THE DALLAS COWBOY STAR?

In 1968 and 1969, the community and school were growing at a rapid pace. The Superintendent P.T. Hill, Athletic Director Al Hrabak and Head Football Coach Jack Bair all wanted to change the uniform to signify success, strength and unity. They didn't have to look to far, with the star as common ground, they approached one of the most successful sports organizations of the 60's, the Dallas Cowboys. In the winter of 1968 Mr. Hrabak sent a letter requesting permission to copy the helmet and uniform. Permission was granted by the General Manager of the Cowboys, Tex Schramm with one catch; that Kenston pay a small royalty for each helmet they used. The two organizations agreed and Kenston became the only scholastic, collegiate or pro team that can legally use the Cowboy helmet and uniform.



TOUGHEN UP

★ **Hamilton County has won 32 championships to lead the "county race" in the state of Ohio, Cuyahoga is second with 29** ★

KENSTON FOOTBALL LORE

★ In 1952, the Bainbridge Bombers were undefeated in their first year of football.



- ★ In 1953, Bainbridge and Auburn townships combined to form the Kenston District.
- ★ Kenston's first game was verses Chagrin Falls was Friday, 9/18/1953. The Bombers first win over the Tigers came seven years later.

Chagrin Falls Wins
 Halfback Mike McNally scored both touchdowns on short runs as Chagrin Falls High School opened its football season with a 13-0 victory over Kenston in an independent game at Chagrin Falls yesterday.
 McNally tallied on a five-yard dash in the second period and in the final quarter on the 15-yard run.
CHAGRIN FALLS—13
 ENDS—Shelton, Miller, Bannine, Cramer.
 TACKLES—Burton, Hudson.
 GUARDS—Hill, Cleveland, Worley, Stoner.
 CENTERS—Moyse, Clink.
 BACKS—Hizpatrick, Vanzorder, McNally, VanNort, Stoneham, Flinn, Wiley, Camp, Butler, Jones.
KENSTON—0
 ENDS—Williams, Guff, Benson, Danforth.
 TACKLES—Simmons, Cendia.
 GUARDS—Bricker, Frazer, Messinger.
 CENTERS—Thomas, Woods.
 BACKS—Betcheter, Hurlebaus, Stubbs, Henry, Jarrille.
 Chagrin Falls 0 7 0 6—13
 Touchdowns—McNally (2), Points after touchdowns—Shelton (placement).
Brush Loses. 32-6

Kenston Whips Chagrin Falls
 Kenston High defeated Chagrin Falls for the first time in seven years last night, edging the Tigers, 8-0, at Kenston in an independent football game.
 Kenston scored early in the first quarter when Pete Clemens, an end, fell on a Falls fumble on the 15. Three plays later John Jayme, a senior halfback, plunged over from the four.
 Kenston 8 0 0 0—8
 Chagrin Falls 0 0 0 0—0
 Kenston scoring: touchdown: Jayme (4, plunge), PAT: Jayme (run).

- ★ In 1964, first year of the CVC, Kenston was the smallest school in the league.
- ★ Throughout the years, prior to football games, a bomber plane from the Ravenna Arsenal would do a flyover the stadium.
- ★ Kenston was the first and only high school

team to receive permission in 1969, to copy the uniform of the Dallas Cowboys. The agreement still stands today.

★ Prior to a 1986 playoff game versus Campbell Memorial at Mollenkopf Stadium in Warren, Kenston arranged a flyover to get the crowd fired up. The pilot, a big Kenston fan, came in dangerously low to the field and subsequently lost his pilot's license because of it.

★ In 1973, the Chagrin Falls football team waited to arrive at Kenston until just prior to kick-off, coming on to the field at the last second. Kenston did the same thing to Chagrin the next year causing the CVC to make a rule about arrival times.

★ It is well known how heat and moisture tire out an athlete. Most years during the 80's and 90's, Kenston would arrive to Chardon's visitors locker-room with all the hot showers running and the locker-room full of steam.

★ In the early 70's on an away game at Wickliffe, Coach Gorby and staff picked up and moved a Volkswagen which was blocking access to the stadium road. This cleared the way for the bus, so the team didn't have to walk to the stadium.

★ 1968 the middle school program was introduced.

★ In the mid 70's, Assistant Coach Frank Kitko started the first Bomber weight room program.

★ 3-time All-Ohio Bomber Trenton Hillier was a two-sport letter winner in both basketball and football while at Georgetown University

★ When stadium flyovers happened the planes were actual bombers that came from the Ravenna arsenal. One year a Kenston supporter, who personally owned a Russian MIG, used it for a stadium flyover. Zinn Gorby said he looked up and thought we were under attack! Many fans and players thought the same thing!

★ 4 days - Dick Marabito served as Kenston Head Coach in 1964 ★

TOUGHEN UP



KENSTON FOOTBALL LORE

★ Kenston has played in two OHSAA finals losing both by a total of 4 points.

★ On a road trip to Madison, only a few miles from the stadium, the bus got a rear flat tire that caught fire. The bus driver started to pull over and the head coach, who will remain anonymous, said "you're not pulling this thing over, not until we get to the stadium, we can't be late". The driver limped the smoking bus all the way there and the coach didn't get penalized for delay of game!

★ Opposing coaches knew about the Bombers access to aircraft. Chardon coach Bob Doyle once cleared his practice field when he noticed a helicopter circling above the week they played Kenston. He actually thought it was Coach Gorby watching practice.

★ The first time the coaches met long-time team doctor Alan Gurd was very interesting. He was standing in the end zone waiting for the end of practice to introduce himself. Coach Gorby thought he was a scout from the opposing team that week. They moved practice and sent the big offensive line coach over who promptly kicked Doc Gurd off the field.

★ Kenston was the first team to play night games in Geauga County.

★ The Battle of 422 trophy was held by Kenston when the rival Tigers came to Kenston and won it back on a last second controversial call. The Kenston Head Coach was so upset that he refused to give the trophy back that night. The Tigers called repeatedly throughout the year to get the trophy with the same result, no trophy. A year later the Bombers took the trophy to Chagrin and won the game keeping the trophy for another year.

★ In 1981, the Bombers were in a hard-fought battle for the conference title with Solon. The game was tied 6 – 6 at halftime. The Bombers, who were wearing white, took the field to receive the second half kickoff when it started

to snow. As the ball was kicked the snow turned into a complete whiteout. Bomber running back Denny Bisesi unbelievably caught the ball and went 90 yards untouched for the winning score. The snow started to taper off as he crossed the goal line and completely stopped less than a minute later. In fact, no one on the field or in the stands really knew he had the ball let alone scored a touchdown because of the heavy snow. Kenston won the game 14 – 6 and the conference.

★ 1986 is a year that will always be remembered due to the Bombers first run at a State title. What most people don't realize about the state runner-up team is that due to Stadium renovations all the games were played on the road. Kenston played their "home" games that year at West Geauga's Howell Field. Nicknamed The "Road Warrior's" the Bombers got new jerseys that year only in white because they were going to be the "away team" all year. In fact the first home game where they had to wear blue jerseys was in the OHSAA State final game at Ohio Stadium. Designated the home team, the Bombers lost to Cincinnati Academy of Physical Education in a hard fought battle 7 to 6, maybe they should have worn white!

★ What's the score? In the match-up between Kenston vs Aurora on 9/23/64.

- Total offense K-221/A-23
- Rushing K-226/A(-12)
- Passing K(-5)/A35
- **Turn Overs** K-5/A-0
- Kenston snatches defeat from jaws of victory in a 12-10 loss to Aurora!

★ OHSAA Division 3 state final record for most passing yards 466 Joe Burrow, Athens HS 2014 ★

LEGENDS AND GREATS


DR. ALAN GURD Team Doctor: 1976-2016

Dr. Alan Gurd and his family (wife Ruth, and four boys under 8 years old - Jenny was born in Ohio) immigrated to America from Belfast, Northern Ireland via the Queen Elizabeth II in July 1976. He was recruited by the Cleveland Clinic Foundation to create and lead the pediatric orthopedic department there. He started as Kenston Football team doctor that fall. Doc Gurd was a former track and rugby stand out athlete in high school and at Queens University in Belfast. He also played international rugby on the Irish National Team. His competitiveness and love of sports continue as he still plays golf and racquetball several times each week. And he still roams the sidelines for home football games and enjoys watching Kenston basketball and wrestling...and any sport that involves one of his six grandchildren.

Doc Gurd enjoyed having Andy and David on the sidelines with him when they were young. The pre-game locker room, at halftime, and post-game is where Gurd (and the boys) learned a lot of American slang. Doc Gurd very much enjoyed his relationship with the coaches, players, and parents of Kenston football, and athletics in general. Alan, Colin, and Jenny all very successfully participated in Track and Cross Country, and Doc Gurd provided care for shin splints and other related health needs. True friendships were formed over the many years, creating a true sense of community. Kenston athletes would come to the Gurd home and many diagnoses and "quick fixes" were performed at the kitchen table or even in the garage. Doc Gurd enjoyed caring for kids with all types of orthopedic conditions and used his personality, wit, and humor to make doctor visits a joy for his patients and families. At the Cleveland Clinic he mastered caring for some of the most complex orthopedic conditions seen today and traveled to Ethiopia, Africa, and Haiti to help the less fortunate via the healthcare charity group Orthopedics Overseas.

Doc Gurd has the distinction as the only doctor in CVC history to be asked to leave the sidelines for a game due to his critique of the officiating. Even after 30 years of covering the sidelines and following games closely, Gurd still states he never played the game and therefore doesn't fully understand the rules, but this did not stop him from letting the refs know his thoughts on each call - at least when calls went against the Kenston boys. In addition to being an awesome doctor, Doc Gurd was very competitive. He loved to watch the games and see Kenston win. This was especially true when his kids were playing. This might be the explanation for allowing Andy to play three quarters with a broken arm against Mayfield in his senior year. Sometimes aspirin and a little more tape are enough!

Doc Gurd retired from the Cleveland Clinic Foundation in 2014. He was team doctor for the Kenston Bombers from 1976 until 2016. He loved his work on Kenston's sidelines as much as his work at the Cleveland Clinic, and feels privileged to have served both. Go Bombers!



ZINN GORBY Head Coach: 1972-1985 / 1992-1993

A teacher, a coach, an administrator, and a fan, Zinn Gorby has worn many hats for the Kenston school district. A West Greene High School graduate who went on to major in education at West Liberty State College, Zinn developed his love for sports as an athlete in both high school and college, playing football and running track. Zinn's first coaching job was with his mentor and former Kenston head coach Jack Bair at Tuscarawas Valley High School in 1964 where he helped coach the football team to the single A championship game before losing to St. Joe's 14-13.

LEGENDS AND GREATS

Zinn came to Kenston in 1967 with Coach Bair and took over as head coach in 1972 when Bair left to coach for Maple heights. In his 16 years as head coach, Zinn became and remains the most winningest coach in the history of Kenston football with a record of 112-43-5. Zinn never had a losing season at Kenston. He also led the Bombers to their first playoff appearance capping off an undefeated season in 1981. This is the same year that Zinn was named the AP Coach of the Year. Zinn has touched the lives of many Kenston student-athletes but will always be remembered for his wit and unique perspective on high school football to the point that other coaches have named a chapter in the fictitious football bible called the Book of Zinn. Veteran Geauga County coaches still quote from it frequently. "According to the Book of Zinn, if you tie for the conference championship, and you beat the team you're tied with, then you're the champion!"




AL HRABAK Full Back: 1952 / Head Coach: 1964 - 1966 / Athletic Director: 1966 -1985

Al Hrabak has spent a lifetime around Kenston athletics. Hrabak is the original Bomber having played on the Bainbridge Bombers first 11-man football team. The 1952 team, which Hrabak was voted the MVP, also has the distinction of winning the Bombers first conference championship and also being the first Bomber undefeated team at 6-0. Hrabak also has the distinction of being the first Bomber to be selected All Ohio in 1952. After college, Hrabak returned to Kenston as a teacher and was tapped to pilot the Bombers as head football coach in 1962. Due to his deep seeded love for Kenston's athletics, in 1966 Hrabak left coaching football to become Kenston's athletic director feeling it was a better opportunity to make all Kenston sports teams great not just football. Hrabak lead the Bomber athletics until his retirement from the district in 1985. During his tenure, Bomber athletics dominated on the fields and the courts winning 13 conference all sports trophies. Today, Hrabak passion for Kenston sports continues as you see him in the stands cheering his bombers on.



TRENTON HILLIER Wide Receiver/Punter/Kicker: 1995 - 1998

Trent Hillier has the unique distinction as being Kenston's only two time All State football selection in two different positions. In 1997, Hillier was named second team All Ohio Punter. Hillier that year lead the State in punting average and lead the area in field goals and PAT's while being the team's leading receiver. In 1998, while still performing his kicking duties, Hillier had an exceptional year catching the football earning him first team All Ohio honors. A multi-sport athlete, Hillier was also named All Ohio third team (special mention) in basketball and is third on Kenston's list of all-time scorers. Hillier's multi-sport story doesn't stop there. Recruited by many schools to play football or basketball, Hillier chose Georgetown because they were able to capitalize on a seldom-used loophole in the NCAA rules enabling the Hoyas to give Hillier a football scholarship if he played both sports. The Hoyas basketball coaches were looking for a point guard and loved the fact that Hillier could fill the roll and they wouldn't have to use a basketball scholarship to do it. The four-year letterman was a starter at wide receiver and kicker, Hillier owns the single game receiving record with 13 receptions that still stands for the Hoyas. Hillier was also a Four-year letterman in

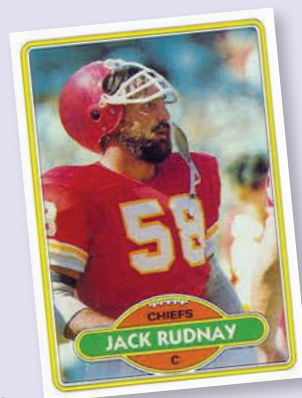


LEGENDS AND GREATS

basketball playing in the grueling Big East Conference and in the NCAA tournament. In 2001 the 10th seeded Hoyas were knocked out in the Western regional semi-finals by the 3rd seed Maryland Terrapins. Hillier was a fan favorite, many a night at the MCI Center you would hear a common cheer by the fans of "Hillier, Hillier, Hillier."

JACK RUDNAY Center/Defensive line: 1961 -1965

Jack Rudnay began what was to become a most heralded football careers right here in Bainbridge, Ohio. Jack was an excellent multi-sport athlete for the Bombers. Excelling at both football and wrestling, Jack was all-conference in both sports, a KIT wrestling champion and qualified for the state wrestling championships in 1965. He was an excellent student and was the first Kenston football player to be recruited by major college programs. Playing center, Jack had offers from many Ivy League teams but chose to attend Northwestern University in Evanston, Illinois. During his time as a Wildcat, he started 30 games and was named All-Big Ten in 1969. He was selected that year in the fourth round of the NFL draft by the Kansas City Chiefs. Jack had a 14-year career with the Chiefs winning Super Bowl IV, being named All-Pro four times, and was voted Captain of the Chiefs nine years in a row. He has also been voted into the Missouri Sports Hall of Fame as well as the Kansas City Chiefs Hall of Fame. In an interesting fact, always known as a tough player, Rudnay wrestled his way through the State tournament with two separated shoulders!



TYSON WALTER Offensive/Defensive Tackle: 1992-1995

Tyson Walter graduated from Kenston in 1996 completing a storied football career. Walter played both ways for the Bombers earning all-conference in 1994 and 1995. Walter was a leader on the 1995 team that finished as State runner-up and named first team All-Ohio for his impressive play and intensity. Walter accepted a football scholarship from the Ohio State University. In 1999 Walter was named the starter at left tackle replacing the great Orlando Pace. After being granted an additional year of eligibility due to injury, Walter returned as a sixth-year senior to achieve a school record 49 straight starts for the Buckeyes and earn All-Big Ten honors. Walter was selected by the Dallas Cowboys in the sixth round of the 2002 NFL Draft. He was one of three Ohio State players selected by the Cowboys that year. Walter had a 6-year career in the NFL playing for the Cowboys, Texans, Redskins and Packers.


LT. COLONEL ANDY RULE Running Back/Linebacker: 1993-1995

In the spring of 1996, Kenston High school graduated what was and what would will be one of its most compelling student athletes in Andy Rule. A two-sport letterman in football and baseball, the 95-football season would be the highlight of Rule's high school career. He excelled on both sides of the ball during



LEGENDS AND GREATS

the 95-season earning 1st team All-CVC, Plain Dealer Rock and Roll Top 22, News Herald Co-Offensive Player of the Year, and a 1st Team All-Ohioan at linebacker. The magical 95 State Runner-up season had many special moments but the one that really stands out to Rule is the week nine 21-0 victory over defending State Champion Chardon. In the battle of the unbeaten, Rule rushed for 237 yards and scored two touchdowns to lead the Bombers to victory and locking up a spot in the OHSAA playoffs. Rule would continue to shine in the playoffs rushing for 419 yards and leading a defense that allowed only 21 points in the four-game run. Rule's leadership did not end there. He earned an appointment to the Air Force Academy in 1997 where he attended the Air Force Academy prep school and captained the prep football team for one year. Rule then developed into an integral part of the Academy's success from 1998 until his graduation in 2002. He helped Air Force win four straight Commander-in-Chief trophies, four straight bowl games, and was named Captain and the team's leading tackler in 2001. For his on the field accomplishments in 2001, Rule was named All-Mountain West Conference at linebacker. After football Rule has continued to excel with the leadership lessons he learned through football. During his post-graduation military time Rule has become one of the Air Forces top fighter pilots.



Andy Rule's accomplishments include:

- USAFA initial flight training distinguished graduate 2002
- Undergraduate Pilot Training Columbus AFB 04-06 2003-2004, graduated #2/30
- Academic award winner UPT class 04-06, 100% academically T-37 training
- Military training award winner UPT class CAFB 04-06, #1/30
- USAF Water Survival Training 2004
- USAF Survival Evasion Resistance and Escape 2004
- United States Air Force F-15C Course 2004-2005, graduated with honors
- Kadena AB, Okinawa, Japan, Top wingman of the quarter (OTQ) x4, Basic Fighter Maneuvers Top Wingman 2006, Top Flight OTQ x2, Turkey Shoot Defensive Counter Air Top Flight Lead 2007, Top Instructor OTQ x1 2008, Operations Group Top Flight Lead of the Year 2010, Squadron Flight Lead of the Year 2010, Exceptionally Qualified on F-15C Mission Evaluation
- Holloman AFB, NM Top Wingman OTQ x2 2009, Topflight Commander OTQ x1, Topflight Lead x2 20010, Top Instructor x1 2010, Company Grade Officer OTQ x3, #3/20 Flight Leads, #1/11Instructors, #4/89 Instructors 2011
- Langley AFB, VA Fighter Wing Field Grade Officer OTQ, Operations Group FGO OTQ, 5x Squadron FGO OTQ, #3/11 instructors, #1/25 instructors, #2/40 instructors, #1/46 'Superior Performer' Red Flag, #2/32 instructors
- United States Air Force F-22A Course 2008 & 2017
- Air Force Squadron Officer School 2009

- Embry Riddle Master's Degree Aeronautical/Aviation Science Technology 2013
- United States Air Command and Staff College 2014
- #1/31 Field Grade Officers Al Udeid AB, Qatar, Combat Operations Division 2017
- 1997-2002 USAFA Colorado Springs, CO
- 2003-2004 Columbus AFB, MS undergraduate pilot training
- 2004-2005 Tyndall AFB, FL F-15C basic course
- 2005-2008 Kadena AB, Okinawa, Japan 44th Fighter Squadron
- 2008 Tyndall AFB, FL F-22A basic course
- 2008-2011 Holloman AFB, NM 7th & 8th Fighter Squadrons
- 2011-2014 Langley AFB, VA 27th Fighter Squadron
- 2014-2017 Tyndall AFB, FL 43rd Fighter Squadron
- 2016-2017 Al Udeid AB, Qatar Senior Offensive Duty Officer & Dynamic Targeting Cell Chief
- 2017-2019 Langley AFB, VA 71 Fighter Training Squadron
- 2019-Present Headquarters Air Combat Command Branch Chief Air to Air Weapons
- Currently enrolled United States Air-War College
- He is married to Nora Rule from Fairfax, VA who is also a United States Air Force Academy graduate. They have 2 sons, James(5) and William(3). The family has lived around the world.

ALL-OHIO PLAYERS



AP/OPSWA ALL-OHIO SELECTIONS


TOUGHEN UP



2019
Jack Porter
1st Team (3-time)
Running Back



2019
Jon Tomcufcik
1st Team (2-time)
Quarterback



2019
George Sell
1st Team
Offensive Line



2019
Tim Matty
2nd Team
Defensive Line



2019
Tyler Mintz
2nd Team
Receiver



2019
Logan Vargo
2nd Team
Linebacker

ALL-OHIO PLAYERS



2018
Jack Porter
1st Team (2-time)
Running Back



2018
Alex Robarge
1st Team (2nd Team-2018)
Offensive Line



2018
Jon Tomcufcik
1st Team
Quarterback



2018
Bransen Stanley
2nd Team (2-time)
Wide Receiver



2018
Nick Franklin
2nd Team
Defensive Back



2017
Jack Porter
1st Team
Running Back



2017
Alex Robarge
2nd Team
Offensive Line



2017
Bransen Stanley
2nd Team
Wide Receiver



2014
Lovell Spruce
2nd Team
Defensive Line

TOUGHEN UP

ALL-OHIO PLAYERS



2014
Nick Lewis
2nd Team
Offensive Line



2013
Sam Gambatese
1st Team
Linebacker



2012
Sam Coverdale
1st Team
Offensive Line



2011
Alex Kocheff
1st Team
Defensive Back




2009
Pat Behm
2nd Team
Linebacker




2009
Pat Porter
2nd Team
Running Back



2007
Brett Tevepaugh
1st Team
Punter



2000
Mike Moran
2nd Team
Linebacker



2000
Bill Atkinson
1st Team
Offensive Line

TOUGHEN UP

ALL-OHIO PLAYERS



1999
Adriel Fraizer
1st Team
Linebacker



1998
Ben Timmons
2nd Team
Offensive Line



1998
Trenton Hillier
1st Team
Wide Receiver



1997
Trenton Hillier
2nd Team
Punter




1995
Mark Kautzman
1st Team
Defensive Line



1995
John Wervey
1st Team
Linebacker



1995
Andy Rule
1st Team
Linebacker



1995
Tyson Walter
1st Team
Offensive Line



1993
Todd Bush
1st Team
Linebacker

TOUGHEN UP

ALL-OHIO PLAYERS

TOUGHEN UP



1992
Tom Gabram
2nd Team
Defensive Back



1992
Lloyd Kessler
1st Team
Linebacker



1988
Tom Rodeno
1st Team
Defensive Line




1987
Judah Herman
1st Team
Linebacker




1986
Darryl Wodecki
1st Team
Defensive Line



1986
Jon Dawson
2nd Team
Offensive Line



1982
Leonard "Smiley" Phillips
2nd Team
Linebacker



1974
Steve Yurko
1st Team
Offensive Line



1965
Jack Rudnay
1st Team
Offensive Line

ALL-OHIO PLAYERS

3RD TEAM ALL-OHIO

2020	JP Germino	WR
2019	Tyler Kestranek	DB
2018	Matt Iklodi	LB
2012	Adam Grey	LB
2014	Jeremy Wyers	WR
2012	Darryl Richards	QB***
2010	Pat Porter	RB**
1976	Stuart Harris	DE
1986	Ken McClintock	RB***
1984	Rob Fogarty	LB
1973	Sidney Hunter	OL
1972	John Althans	LB
1970	Gene McCune	OL

SPECIAL MENTION

2014	Zach Silbermann	LB
2014	Mike Kruger	OL
2014	James Thigpen	RB
2013	Chris Ross	DL
2013	Pedro Velasco	RB
2013	Carmen Gianguzzo	OL
2012	Andrew Soltay	DB
2011	Marko Palumbo	OL
2011	Darryl Richards	WR***
2010	Alex Kocheff	DB*
2007	John Behm	LB
2003	Anton Narinskiy	LB
2003	Mickey Palace	DL

2002	Bob Dubovec	TE
2001	Bob Dubovec	TE
2001	Andy Harsh	RB
2001	Joe Motley	LB
2001	Justin Rodhe	DL
1999	Joe Valvoda	OL
1998	Adriel Fraizer	LB
1998	Mike Phillips	QB
1997	Chris Boyd	OL
1996	Trenton Hillier	K/WR#
1996	Andy Kuhn	DL
1995	Michael Thompson	WR
1994	Andy Rule	RB*
1994	John Wervey	LB*
1994	Tyson Walter	OL*
1993	Josh Luoma	OL
1993	Bob Richards	DL
1992	Justin Herdman	OL
1992	Todd Bush	LB*
1992	Andrew Hankee	DL
1991	Tom Gabram	RB#*
1991	Andy Koballa	OL
1988	Judd Mintz	RB
1987	Ken McClintock	RB***
1984	Chris Lencewicz	QB
1983	Rick Brown	OL
1981	Greg Randall	DB
1979	Mike Stubbs	DL

HONORABLE MENTION

2017	Kee-Shaun Merrill	ATH
1984	Jim Pemberton	OL
1983	Steve Tuckerman	WR
1983	Hank Newman	RB
1982	Ron Partilla	OL
1982	Jeff Weemhoff	DB
1977	Curlin Beck	RB
1977	Steve Tooker	DL
1975	Greg Phouts	WR
1972	Scott Pickford	QB
1952	Al Hrabak	RB

recognized 1st team, 2nd team and special mention in different years

*recognized 1st team and special mention in different years

**recognized 2nd team and special mention in different years

***recognized 2nd team and 3rd team in different years

***recognized 3rd team and special mention in different years

AP = Associated Press

OPSWA = Ohio Prep Sportswriters Association

TOUGHEN UP

★ 31,409 is the largest crowd to watch a state final game, Moeller vs Massillon way back in 1982. Moeller won 35-14 in Ohio Stadium ★

WHERE ARE THEY NOW

ALL OHIO 1ST AND 2ND TEAM SELECTIONS TODAY...

Jack Porter #5 - Three Time 1st Team Selection, 2017/2018/2019. Currently in his second year playing football at Wake Forest University.

Jon Tomcufcik #18 - Two Time 1st Team Selection, 2018/2019: Currently playing football at John Carroll University.

George Sell #77 - 2019: Currently in his second year playing football at Wake Forest University.

Tyler Mintz #2 - 2019: Currently playing football at University of Dayton.

Tim Matty #47 - Working construction

Logan Vargo #4 - Attending the Ohio State University

Alex Robarge #73 - 2017/2018: Currently in his third year playing football at the University of Akron.

Bransen Stanley #3 - 2017/2018: Currently starting WR at Gannon University.

Nick Franklin #23 - 2018: Attending Ohio University.

Lovell Spruce #7 - 2014: Aspiring Rap Musician, played 1 season at Alderson Broaddus University. Lives in Chagrin Falls.

Nick Lewis #52 - 2014: Played 1 season at Ashland and then transferred to Kent State to focus on a career in Mechanical Engineering.

Sam Gambatese #25 - 2013: Played 4 years at University of Mount Union. Works for Bold Software

Sam Coverdale #75 - 2012: Played 4 Seasons with Northwestern University. Graduated in 2017 and now works for Merrill Lynch in Chicago, IL.

Alex Kocheff #21 - 2011: Went on to letter 4 years for the Mount Union Raiders. Was a 2-time captain and D3football.com All-America First Team. Alex now works for Worthington Industries in Columbus, Ohio.

Pat Behm #6 - 2009: Pat was a 4-year starter for Mercyhurst University after redshirting his freshmen year in 2010. Was a member of the 2011 Mercyhurst Men's Lacrosse team that won the NCAA Division II National Championship. Pat is currently a financial advisor for Merrill Lynch in Cleveland.

Pat Porter #43 - 2009: played baseball for The Ohio State University and was a 4-year starter. Earned first team All-Big 10 in 2015. Drafted in the 15th round by the Houston Astros. Spent 3 years in their minor league system and now coach's baseball at Fordham University in NYC.

Brett Tevepaugh #2 - 2007: Joined the Army after graduation and served for seven years. Currently works for McMaster-Carr in Aurora, OH.

Mike Moran #48 - 2000: Kenston State Wrestling Champion 2001. Signed a scholarship to wrestle for Central Michigan from 2001-2005. Currently AVP with USAA bank located in San Antonio, Texas.

Bill Atkinson #73 - 2000: Part of the 2001 John Carroll football team. Currently Territory Mgr. at Stryker Corp. selling medical devices.

Adriel Fraizer #45 - 2000: Played 4 years for West Virginia State University.

Ben Timmons #76 - 1998: Played 4 years for West Virginia University. Currently, Purchasing Manager at Pipeline Packaging in Twinsburg, OH.

Trenton Hillier #9 - 1997/1998: Lettered all 4 years in both football and basketball at Georgetown University. (see Legends and Greats.)

Mark Kautzman #75 - 1995: Started all 4 years for the Bowling Green Falcons, lettering as a true freshman in 1996. In 1997 was one of three Bombers (Bush, Gabram) to start for the Falcons against Ohio State. Mark currently is a financial advisor with Edward Jones in Solon.

John Wervey #45 - 1995: Wrestled four years at Ohio University, Currently, Owner Precious Cargo Trailways in Newbury, OH

Andy Rule #1 - 1995: Standout football career at US Airforce Academy, currently, Airforce pilot. (see Legends and Greats.)

Tyson Walter #76 - 1995: Accepted a football scholarship from The Ohio State University and had a six-year NFL career. (see Legends and Greats.)

Todd Bush #33 - 1993: Played for 4 years for the Bowling Green Falcons, lettering all 4 years. In 1997 was one of three Bombers (Kautzman, Gabram) to start for the Falcons against Ohio State. Todd is currently the President of Hostar International located in Newbury.

Tom Gabram #1 - 1992: played 4 years for Bowling Green. In 1997 was one of three Bombers (Bush, Kautzman) to start for the Falcons against Ohio State. Currently is the Kenston High School Principal

Lloyd Kessler #44 - 1992: Punted for Akron in 1995 averaging 37.5 yds per punt. Attended 2 years at Akron then attended 2 years at Liberty University earning a degree in Aeronautics/Aviation/Aerospace Science and Technology in 2014. Currently is a First Officer for Atlas Air and resides in Vicksburg, Michigan.

Tom Rodeno #78 - 1988: Earned a Football scholarship to Northwestern where he was a 2-year letter winner. Was recently promoted to partner at Colliers International Commercial Real Estate in Chicago IL.

Judah Herman #35 - 1987: Went on to be a two-year starter at Ohio State with 195 career tackles. Judah lives in Cincinnati working for CarMax.

Darryl Wodecki #88 - 1986: Played 4 years at the University of Notre Dame including the 1988 National Championship Team. Currently is a partner with Price Waterhouse Coopers and lives in Charlotte, NC.

Jon Dawson #51 - 1986: Played football at Wittenberg and currently lives in the Columbus area. Jon is a social studies teacher at New Albany HS.

Leonard Phillips #27 - 1982: Played football for Terry Bowden at Salem International College in West Virginia. He currently lives in Chagrin Falls.

Steve Yurko #74 - 1974: Went on to play one year at the University of Kentucky.

Jack Rudnay - 1965: Played four years at Northwestern University and was a 1969 fourth-round draft choice for the AFL's Kansas City Chiefs. (see Legends and Greats.)

★ Most consecutive years in the playoffs - 24 by Coldwater HS (1997-2020) ★



CONFERENCE HISTORY



TOUGHEN UP

Kenston has been a member of eight conferences during its 65-year history. In 1952, the year before the school district was named Kenston, the Bainbridge Bombers spent the season in the Geauga County League. The team won the GCL finishing 6 -0 in the schools first year of 11-man football. Kenston was ranked a lofty 35th in the state which was terrific considering there were only two divisions. The first year "Kenston" played football as a combined district was in 1953. The members of the Geauga County League, which consisted of member schools Kenston, Newbury, West Geauga, Thompson, Middlefield, and Burton. This conference lasted till 1960 which saw the Bombers join the Great Lakes League for the next four years. Schools participating in the GLL, which became the Great Lakes Conference after two years, were Kenston, Middlefield Cardinal, Kirtland, Burton, West Geauga and Newbury. In 1964, Kenston joined the newly formed Chagrin Valley Conference. Schools in the CVC at this time were Kenston, Solon, West Geauga, Orange, Twinsburg and Chagrin Falls. This familiar membership lasted until 1997 when Kenston joined the Western Reserve Conference, leaving behind its 33-year tie to the CVC. The new WRC membership included Solon, Ravenna, Hudson, Twinsburg, Nardon, Mayfield, and Barberton. After eight years the Bombers were asked to reapply to the CVC and rekindle past rivalries so in 2005 the CVC got back together. Kenston joined Aurora, Perry, West Geauga, Wickliffe, Orange, Beachwood, and Chagrin Falls. In 2015, the Bombers were penalized once again for their success. The CVC reformed and excluded Kenston and Aurora. The Western Reserve Conference was also reorganizing and welcomed the Bombers back. The current WRC consists of eight schools including Kenston, Chardon, Willoughby South, Eastlake North, Madison, Painesville Riverside, Mayfield, and Brush. The WRC has had no changes for six years but at the end of 2020-21 school year, Brush has elected to leave the conference leaving the WRC at seven schools.

CONFERENCE CHAMPIONSHIPS



1952 GEAUGA COUNTY LEAGUE CHAMPIONS

6-0

TOUGHEN UP



1960 GREAT LAKES LEAGUE CHAMPIONS

8-2



1969 CHAGRIN VALLEY CONFERENCE CHAMPIONS

8-2



CONFERENCE CHAMPIONSHIPS



1981 CHAGRIN VALLEY CONFERENCE CHAMPIONS

10-0



1984 CHAGRIN VALLEY CONFERENCE CHAMPIONS

8-2



1986 CHAGRIN VALLEY CONFERENCE CHAMPIONS

8-2

TOUGHEN UP

CONFERENCE CHAMPIONSHIPS



1988 CHAGRIN VALLEY CONFERENCE CHAMPIONS

7-3

TOUGHEN UP



1992 CHAGRIN VALLEY CONFERENCE CHAMPIONS

9-1



1995 CHAGRIN VALLEY CONFERENCE CHAMPIONS

9-1



CONFERENCE CHAMPIONSHIPS



1997 WESTERN RESERVE CONFERENCE CHAMPIONS

7-3



2010 CHAGRIN VALLEY CONFERENCE CHAMPIONS

8-2

TOUGHEN UP

★ OHSAA Division 3 state final record for most receiving yards 188 Joe Jurevicius, Lake Catholic HS 1991 ★

CONFERENCE CHAMPIONSHIPS



2014 CHAGRIN VALLEY CONFERENCE CHAMPIONS

8-2

TOUGHEN UP



2018 WESTERN RESERVE CONFERENCE CHAMPIONS

9-1

★ OHSAA Division 3 state final record for most receiving TD 2 Bransen Stanley, Kenston HS 2018 ★



OHSAA PLAYOFF TOURNAMENT HISTORY



TOUGHEN UP

★ The first high school football game in Ohio, in fact, the first high school game in the Midwest, was played between the oldest public high school in the state, Cleveland's Central High School, and the newest high school, Cleveland's University School, which had been open for barely six weeks. The game was played on October 25, 1890, and was won by University School by a score of 20-0

★ The playoff era that **began with the 1972 season**. The playoffs began when the board of the OHSAA voted to establish a football playoff system to determine the state champions. Using the poll classification, all high schools were divided into the three classes of AAA, AA, and A, based on their enrollment, with each Class subdivided into four regions. An early computerized system developed by Jack Harbin assigned point values to each school in an attempt to mathematically determine a team's strength and that of its opponents. At the end of the regular season, the team with the highest point total in each region qualified for the playoffs. In those earliest days of the playoffs, therefore, only 12 teams from the entire state qualified for post-season play - three classes of four regions each - with only one school from each region able to qualify. This system remained unchanged from 1972-1979.

★ In 1980 the categories of the schools were renamed from "Class" to "Division," and were increased in number from three to five, with Division I representing the biggest schools, down to Division V for the smallest. Each division was still broken down into four regions, but now the top two schools in each region qualified for the playoffs, for a grand total of 40 schools now eligible for the post-season.

★ In 1985 a further expansion of eligible schools took place when it was decided that the top four schools in each region would make the playoffs, doubling the number of qualifying schools to 80.

★ In 1994 a sixth division was created, adding 16 more schools to the state football tournament.

★ In 1999 a further expansion of eligible schools took place when it was decided that the top eight schools in each region would make the playoffs, doubling the number of qualifying schools to 192.

★ In 2013 a seventh division was added making 224 of the 715 teams eligible for the playoff.

★ In 2021 OHSAA will increase the number of teams that qualify for playoffs in each region from 8 to 16. The regular season will still be 10 games. Teams will then be seeded 1-16 according to their Harbin Ratings. The higher seeded team will host the first and second round games and OHSAA will select a neutral site starting with the regional semi-final. The increase will expand the number of teams from 224 to 448 of the 715 teams eligible for the playoff.

OHSAA PLAYOFF HISTORY

1981 SEASON Regional Final

Division 3 Region 9
 November 13, 1981
 At Kent Roosevelt Stadium
 Attendance: 5000
 Round: Regional Final
 Records: Kenston 10-0
 St. Vincent St. Mary's 9-1
 Head Coach: Zinn Gorby

SCORING	1	2	3	4	F
#2 Kenston	0	0	0	0	0
#1 SVSM	7	16	0	0	23

SCORING SUMMARY:

FIRST QUARTER

7:26 STV Wallace 2-yard run (Groza kick)

SECOND QUARTER

7:26 STV Wallace 12-yard run (Groza kick)
 2:39 STV Safety (Randall Tackled in end zone)
 0:26 STV Wallace 24-yard run (Groza kick)

THIRD QUARTER

FORTH QUARTER

TEAM STATISTICS:

	KEN	SVSM
First Downs	7	16
Total Yards	99	260
Rushing Yards	62	217
Passing Yards	37	43

KENSTON STATISTICS:

Passing:	Randall	3-10-37-0-0
	Batchelder	0-3-0-0-1
Rushing:	Besesi	18-25-0
	Walker	10-28-0
Receiving:	Hall	2-29-0
	Jones	1-8-0

1986 SEASON Regional Semi-Final

Division 3 Region 9
 November 8, 1986
 At Parma Byers Field
 Attendance: 6000
 Round: Regional Semi-Final
 Records: Kenston 8-2
 Garfield Heights Trinity 10-0
 Head Coach: Paul Koballa

SCORING	1	2	3	4	F
#3 Kenston	0	14	7	3	24
#1 Trinity	0	0	14	7	21

SCORING SUMMARY:

FIRST QUARTER

SECOND QUARTER

10:39 KEN McClintock 9-yard run
 (Wodecki kick)
 4:25 KEN Gurd 9-yard run (Wodecki kick)

THIRD QUARTER

9:43 TRI Schumacher 10-yard pass from Chesser
 (Perrine kick)
 8:58 KEN Gurd 64-yard run (Wodecki kick)
 2:30 TRI Schumacher 3-yard pass from Chesser

FORTH QUARTER

10:09 TRI Svoboda 13-yard pass from Chesser
 (Perrine kick)
 1:25 KEN Wodecki 30-yard field goal

TEAM STATISTICS:

	KEN	GHT
First Downs	22	21
Total Yards	388	376
Rushing Yards	310	79
Passing Yards	78	297

KENSTON STATISTICS:

Passing:	Dinallo	4-8-78-0-0
Rushing:	McClintock	26-141-1
	Gurd	22-154-2
	Dinallo	7-6-0
	Rhea	3-9-0
Receiving:	Wodecki	2-19-0
	Rhea	1-43-0
	Vaughn	1-16-0

TOUGHEN UP



1981 BOMBERS



OHSAA PLAYOFF HISTORY

1986 SEASON Regional Final

Division 3 Region 9
 November 15, 1986
 At Warren Mollenkopf Stadium
 Attendance: 3890
 Round: Regional Final
 Records: Kenston 9-2
 Campbell Memorial 10-1
 Head Coach: Paul Koballa

SCORING	1	2	3	4	F
#3 Kenston	14	0	0	7	21
#4 Memorial	0	0	0	7	7

SCORING SUMMARY:

FIRST QUARTER

10:39 KEN Gurd 3-yard run (Wodecki kick)
 0:31 KEN Dinello 9-yard run (Wodecki kick)

SECOND QUARTER

THIRD QUARTER

FORTH QUARTER

7:48 KEN Gurd 11-yard run (Wodecki kick)
 4:28 MEM Wicks 40-yard punt return

TEAM STATISTICS:

	KEN	CM
First Downs	17	6
Total Yards	256	96
Rushing Yards	166	75
Passing Yards	90	21

KENSTON STATISTICS:

Passing: Dinallo 3-4-90-0-00

Rushing: McClintock 21-84-0
 Gurd 13-52-2
 Dinallo 5-9-1
 Rhea 4-21-0

Receiving: Wodecki 1-35-0
 Rhea 1-15-0
 McClintock 1-40-0

1986 SEASON State Semi-Final

Division 3 Region 9
 November 22, 1986
 At Akron Rubber Bowl
 Attendance: 5219
 Round: State Semi-Final
 Records: Kenston 10-2
 St. Clairsville 11-1
 Head Coach: Paul Koballa

SCORING	1	2	3	4	F
AP #UR Kenston	3	7	6	6	22
AP #10 St. Clairsville	0	21	0	0	21

SCORING SUMMARY:

FIRST QUARTER

2:30 KEN Wodecki 27-yard field goal

SECOND QUARTER

11:28 STC Spencer 38-yard run (Prittenger kick)
 7:07 STC Spencer 13-yard run (Prittenger kick)
 4:20 KEN McClintock 1-yard run (Wodecki kick)
 1:20 STC Vincent 7-yard run (Prittenger kick)

THIRD QUARTER

3:11 KEN McClintock 1-yard run (pass failed)

FORTH QUARTER

0:39 KEN Dinello 1-yard run (pass failed)

TEAM STATISTICS:

	KEN	STC
First Downs	18	16
Total Yards	292	241
Rushing Yards	138	199
Passing Yards	154	42

KENSTON STATISTICS:

Passing: Dinallo 9-12-154-0-1

Rushing: McClintock 25-77-2
 Gurd 5-31-0
 Rhea 5-31-0
 Dinallo 3-0-1

Receiving: Wodecki 4-67-0
 McClintock 3-0-0
 Rhea 2-87-0

TOUGHEN UP



1986 JUDAH HERMAN BOTTLES UP CARLOS SNOW

OHSAA PLAYOFF HISTORY

1986 SEASON State Final

Division 3 Region 9
November 29, 1986
At Ohio Stadium
Attendance: 8203
Round: State Final
Records: Kenston 11-2

Cincinnati Academy of Physical Education 12-1

Head Coach: Paul Koballa

SCORING	1	2	3	4	F
AP #UR Kenston	0	0	0	6	6
AP #2 CAPE	0	7	0	0	7

SCORING SUMMARY:

FIRST QUARTER

SECOND QUARTER

11:28 STC Clark 5-yard pass from Lee
(McFadden kick)

THIRD QUARTER

FORTH QUARTER

0:39 KEN Dinello 4-yard run (kick blocked)

TEAM STATISTICS: KEN CAPE

First Downs	5	10
Total Yards	152	149
Rushing Yards	71	111
Passing Yards	81	38

KENSTON STATISTICS:

Passing: Dinallo 5-15-81-0-4

Rushing: McClintock 13-25-0
Gurd 7-22-0
Dinallo 5-7-1
Rhea 2-9-0

Receiving: McClintock 2-38-0
Wodecki 1-2-0
Rhea 1-13-0
Vaughn 1-28-0



1986 RICK ROSSI STOPS
VINNIE CLARK

1995 SEASON Regional Semi-Final

Division 3 Region 9
November 10, 1995
At Solon Stewart Field
Attendance: 5289
Round: Regional Semi-Final
Records: Kenston 9-1
Revere 7-3

Head Coach: Mike Knepp

SCORING	1	2	3	4	F
#1 Kenston	6	6	6	0	18
#4 Revere	0	0	0	0	0

SCORING SUMMARY:

FIRST QUARTER

3:11 KEN Rule 1-yard run (kick failed)

SECOND QUARTER

3:27 KEN Rule 1-yard run (run failed)

THIRD QUARTER

6:41 KEN Rule 2-yard pass from Lieberth
(kick failed)

FORTH QUARTER

TEAM STATISTICS: KEN REV

First Downs	18	5
Total Yards	290	140
Rushing Yards	234	123
Passing Yards	56	17

KENSTON STATISTICS:

Passing: Lieberth 3-7-59-1-1

Rushing: Rule 23-141-2
Wervey 7-48-0
Lieberth 4-21-0

Receiving: Rule 2-44-1
Noble 1-12-0



1995 ANDY RULE "PLOWS" IN FOR
THE SCORE



OHSAA PLAYOFF HISTORY

1995 SEASON Regional Final

Division 3 Region 9
 November 17, 1995
 At Baldwin Wallace Finnie Stadium
 Attendance: 4219
 Round: Regional Final
 Records: Kenston 10-1
 Avon Lake 11-1
 Head Coach: Mike Knepp

SCORING	1	2	3	4	F
#1 Kenston	0	14	0	0	14
#2 Avon Lake	0	0	0	0	0

SCORING SUMMARY:

FIRST QUARTER

SECOND QUARTER

10:28 KEN Rule 2-yard run (Noble kick)
 1:07 KEN Lieberth 1-yard run (Noble kick)

THIRD QUARTER

FORTH QUARTER

TEAM STATISTICS:

	KEN	AVO
First Downs	11	8
Total Yards	173	128
Rushing Yards	133	86
Passing Yards	40	42

KENSTON STATISTICS:

Passing: Lieberth 4-10-40-0-0
Rushing: Rule 30-128-1
 Wervey 8-14-0
 Lieberth 6-16-1
Receiving: Rule 2-11-0
 Noble 1-26-0
 Wervey 1-3-0



RULE FOR THE GAIN



BLOWING AVON LAKE OFF THE BALL

1995 SEASON State Semi-Final

Division 3 Region 9
 November 24, 1995
 At Akron Rubber Bowl
 Attendance: 6359
 Round: State Semi-Final
 Records: Kenston 11-2
 Poland Seminary 12-1
 Head Coach: Mike Knepp

SCORING	1	2	3	4	F
#1 Kenston	0	13	7	0	20
#1 Poland	0	6	0	12	18

SCORING SUMMARY:

FIRST QUARTER

SECOND QUARTER

11:28 KEN Rule 38-yard interception return (Noble kick)
 5:28 POL Detweiler 54-yard interception return (kick failed)
 2:07 KEN Noble 24-yard pass from Lieberth (kick failed)

THIRD QUARTER

3:11 KEN Rule 1-yard run (Noble kick)

FORTH QUARTER

8:39 POL Detweiler 9-yard pass from Morall (kick failed)
 2:39 POL Detweiler 13-yard pass from Morall (run failed)



MIKE THOMPSON ON THE CATCH

TOUGHEN UP

OHSAA PLAYOFF HISTORY

TEAM STATISTICS: KEN POL

First Downs	17	8
Total Yards	227	169
Rushing Yards	149	18
Passing Yards	71	151

KENSTON STATISTICS:

Passing:	Lieberth	5-11-80-0-2
Rushing:	Rule	29-102-1
	Wervery	15-79-0
	Lieberth	4-12-0
	Thompson	1-11-0
Receiving:	Rule	2-16-0
	Noble	1-32-0
	Wervery	1-3-0

KENSTON STATISTICS:

Passing:	Lieberth	2-9-16-0-2
Rushing:	Rule	18-48-0
	Wervery	9-17-0
	Lieberth	5-14-0
Receiving:	Noble	1-11-0
	Wervery	1-5-0



1995 JOHN WERVERY PUSHES FORWARD

1997 SEASON **Regional Semi-Final**

Division 3 Region 9
 November 7, 1997
 At Euclid Panther Stadium
 Attendance: 8779
 Round: Regional Semi-Final
 Records: Kenston 7-3
 Lake Catholic 9-1
 Head Coach: Mike Knepp

SCORING	1	2	3	4	F
#4 Kenston	0	0	0	6	6
#1 Lake Catholic	7	7	14	0	28

SCORING SUMMARY:

FIRST QUARTER

2:06 LC Parker 15-yard run (Ovsenik kick)

SECOND QUARTER

2:06 LC Parker 15-yard run (Ovsenik kick)

THIRD QUARTER

2:06 LC Parker 41-yard run (Ovsenik kick)

2:06 LC Parker 7-yard run (Ovsenik kick)

FORTH QUARTER

2:06 KEN Reardon 8-yard run (kick failed)

TEAM STATISTICS: KEN LC

First Downs	17	8
Total Yards	227	169
Rushing Yards	149	18
Passing Yards	71	151

KENSTON STATISTICS:

Passing:	Shellito	8-17-60-0-0
Rushing:	Reardon	12-46-1
	Murton	10-27-0
Receiving:	Kostelnik	3-27-0
	Phillips	3-22-0
	Hillier	2-11-0



1995 RULE STOPS POLAND RUSHER

1995 SEASON - **State Final**

Division 3 Region 9
 December 1, 1995
 At Massillon Paul Brown Tiger Stadium
 Attendance: 8779
 Round: State Final
 Records: Kenston 12-1
 Clyde 12-1
 Head Coach: Mike Knepp

SCORING	1	2	3	4	F
AP #11 Kenston	0	0	0	0	0
AP #4 Clyde	3	0	0	0	0

SCORING SUMMARY:

FIRST QUARTER

10:01 CLY Chagnon 32-yard field goal

SECOND QUARTER

THIRD QUARTER

FORTH QUARTER

TEAM STATISTICS: KEN CLY

First Downs	6	6
Total Yards	96	102
Rushing Yards	80	84
Passing Yards	16	18



OHSAA PLAYOFF HISTORY

2000 SEASON Regional Quarter Final

Division 3 Region 9
 November 4, 2000
 At Hubbard Stadium
 Attendance: 2200
 Round: Regional Quarter-Final
 Records: Kenston 5-5
 Hubbard 8-2
 Head Coach: Mike Knepp

SCORING	1	2	3	4	F
#8 Kenston	0	0	0	7	7
#1 Hubbard	0	7	0	3	10

SCORING SUMMARY:

FIRST QUARTER

SECOND QUARTER

4:20 HUB Smith 15-yard run (Desantis kick)

THIRD QUARTER

FORTH QUARTER

11:19 KEN Harsh 7-yard run (Bubovec kick)

3:04 HUB Desantis 23-yard field goal

TEAM STATISTICS:

	KEN	HUB
First Downs	15	17
Total Yards	192	218
Rushing Yards	141	151
Passing Yards	51	67

KENSTON STATISTICS:

Passing: Phillips 5-13-51-0-0

Rushing: Harsh 24-137-1

Moran 3-4-0

Phillips 2-0-0

Martin 1- -3-0

Receiving: Palace 2-34-0

Moran 2-16-0

Motley 1-1-0

2010 SEASON Regional Quarter Final

Division 2 Region 5
 November 5, 2010
 At Mentor Osborne Stadium
 Attendance: 4471
 Round: Regional Quarter-Final
 Records: Kenston 7-3
 Lake Catholic 9-1
 Head Coach: Roger Vasey

SCORING	1	2	3	4	F
#7 Kenston	0	0	0	0	0
#2 Lake Catholic	14	7	7	14	42

SCORING SUMMARY:

FIRST QUARTER

5:20 LC Sanders 6-yard run (Ivkovic kick)

2:36 LC Sanders 1-yard run (Ivkovic kick)

SECOND QUARTER

2:20 LC Sanders 1-yard run (Ivkovic kick)

THIRD QUARTER

8:23 LC Sanders 1-yard run (Ivkovic kick)

FORTH QUARTER

10:01 LC Michals 18-yard run (Ivkovic kick)

3:15 LC Michals 2-yard run (Ivkovic kick)

TEAM STATISTICS:

	KEN	LC
First Downs	6	20
Total Yards	136	418
Rushing Yards	84	321
Passing Yards	52	97

KENSTON STATISTICS:

Passing: Zachem 3-11-52-0-4

Rushing: Johnson 14-54-0

Porter 12-16-0

Zachem 6-11-0

Braun 1-3-0

Receiving: Porter 3-52-0



2010 PERCEY JOHNSON,
 PAT PORTER AND JOE CIRESI
 ON THE STOP



2010 AUSTIN ZACHEM
 LEADS THE OFFENSE

TOUGHEN UP

OHSAA PLAYOFF HISTORY

2012 SEASON **Regional Quarter Final**

Division 2 Region 5
 November 2, 2012
 At Tallmadge Stadium
 Attendance: 3981
 Round: Regional Quarter-Final
 Records: Kenston 6-4
 Tallmadge 8-2
 Head Coach: Jeff Grubich

SCORING	1	2	3	4	F
#8 Kenston	0	12	7	7	26
#1 Tallmadge	0	10	6	7	23

SCORING SUMMARY:

FIRST QUARTER

SECOND QUARTER

10:30 TAL Edwards 27-yard field goal
 10:13 KEN Richards 74-yard run (kick failed)
 5:35 TAL Clark 32-yard run (Edwards kick)
 2:52 KEN Richards 61-yard pass to Tomcufcik (run failed)

THIRD QUARTER

10:40 KEN Richards 10-yard run (Kestranek kick)
 10:30 TAL Gotto 65-yard pass to Cleary (pass failed)

FORTH QUARTER

8:44 KEN Richards 16-yard run (Kestranek kick)
 3:15 TAL Gotto 9-yard pass to Cook (Edwards kick)

TEAM STATISTICS:	KEN	TAL
First Downs	12	26
Total Yards	377	620
Rushing Yards	301	258
Passing Yards	76	362



RICHARDS TO JOE TOMCUFCIK

KENSTON STATISTICS:

Passing:	Richards	3-12-76-1-1
Rushing:	Richards	24-218-3
	Lombardy	20-42-0
	Silbermann	3-18-0
	Wyers	3-16-0
	Tomcufcik	2-7-0
Receiving:	Tomcufcik	1-61-1
	Abbarno	1-9-0
	Quigley	1-6-0



2012 DARRYL RICHARDS BREAKS A BIG RUN

2012 SEASON **Regional Semi-Final**

Division 2 Region 5
 November 2, 2012
 At Mentor Osborne Stadium
 Attendance: 6823
 Round: Regional Semi-Final
 Records: Kenston 6-4
 Chardon 8-2
 Head Coach: Jeff Grubich

SCORING	1	2	3	4	F
#8 Kenston	0	7	8	0	15
#4 Chardon	0	17	14	7	38

SCORING SUMMARY:

FIRST QUARTER

SECOND QUARTER

11:01 CHA Bolden 2-yard run (Bukovec Kick)
 8:41 KEN Richards 12-yard run (Kestranek kick)
 2:52 CHA Benenati 31-yard pass to Grey (Bukovec Kick)
 0:00 CHA Bukovec 27-yard field goal

THIRD QUARTER

6:38 CHA Bolden 5-yard run (Bukovec Kick)
 5:43 KEN Richards 73-yard pass to Brezovec (Lombardy run)

3:21 CHA Bukovec 18-yard field goal

FORTH QUARTER

7:05 CHA Benenati 10-yard run (Bukovec kick)



OHSAA PLAYOFF HISTORY



2012 RICHARDS LOOKS FOR JACK QUIGLEY

TEAM STATISTICS:	KEN	CHA
First Downs	15	23
Total Yards	231	385
Rushing Yards	174	354
Passing Yards	118	31

KENSTON STATISTICS:

Passing:	Richards	10-18-118-1-1
Rushing:	Richards	19-151-1
	Wyers	6-10-0
	Lombardy	5-9-0
Receiving:	Brezovec	3-86-1
	Quigley	3-14-0
	Tomcufcik	2-14-0
	Abbarno	1-4-0



2012 JOE TOMCUFCIK FOLLOWS ANDREW SOLTAY

2013 SEASON Regional Quarter Final

Division 2 Region 5

November 8, 2013

At Green Street Stadium

Attendance: 6823

Round: Regional Quarter-Final

Records: Kenston 7-3

St. Vincent St. Mary's 10-0

Head Coach: Jeff Grubich

SCORING	1	2	3	4	F
#8 Kenston	0	0	0	7	7
#1 SVSM	14	28	10	0	52

SCORING SUMMARY:

FIRST QUARTER

- 6:00 SVSM Campbell 18-yard run (Dembowski kick)
- 3:01 SVSM Campbell 28-yard pass from Bushner (Dembowski kick)

SECOND QUARTER

- 6:08 SVSM Lockett 7-yard run (Dembowski Kick)
- 5:20 SVSM Bischof 98-yard interception return (Dembowski kick)
- 2:35 SVSM Campbell 20-yard run (Dembowski kick)
- 2:01 SVSM Booker 58-yard interception return (Dembowski kick)

THIRD QUARTER

- 6:00 SVSM Campbell 32-yard run (Dembowski kick)
- 3:59 SVSM Dembowski 22-yard field goal

FORTH QUARTER

- 9:05 KEN Velasco 33-yard run (Deuley kick)



SAM GAMBATESE AND JOSH HUMMER CHASE DOWN PARIS CAMPBELL



2013 PARKER GADULA LOOKS OVER THE DEFENSE

TOUGHEN UP



OHSAA PLAYOFF HISTORY

TEAM STATISTICS: KEN SYSM

First Downs	12	21
Total Yards	172	323
Rushing Yards	92	240
Passing Yards	80	83

KENSTON STATISTICS:

Passing:	Gdula	13-28-73-0-4
	Deuley	1-1-7-0-0
Rushing:	Velasco	19-87-1
	Silbermann	5-7-0
	Gdula	4--2-0
	Weninger	1-0-0
Receiving:	Weninger	5-16-0
	Bindernagel	4-43-0
	Silbermann	3-10-0
	Barbarotta	2-11-0



2014 JEREMY WYERS GETS A BLOCK BY JAKE SILBERMANN

2014 SEASON **Regional Quarter Final**

Division 3 Region 7
 November 7, 2014
 At Aurora Memorial Stadium
 Attendance: 4870
 Round: Regional Quarter-Final
 Records: Kenston 7-3
 Aurora 10-0
 Head Coach: Jeff Grubich

SCORING	1	2	3	4	F
#5 Kenston	14	7	0	3	24
#4 Aurora	0	7	21	14	42

SCORING SUMMARY:

FIRST QUARTER

7:15 KEN Gdula 16-yard run (Deuley kick)
 2:10 KEN Gdula 27-yard pass to Silbermann (Deuley kick)

SECOND QUARTER

7:37 AUR Smierciak 32-yard pass to Dinardo (Melchiori kick)
 6:51 KEN Thigpen 5-yard run (Deuley kick)

THIRD QUARTER

9:14 AUR Piuanno 2-yard run (Melchiori kick)
 3:59 AUR Nelson 20-yard run (Melchiori kick)
 2:46 AUR Smierciak 4-yard run (Melchiori kick)

FORTH QUARTER

11:58 KEN Deuley 27-yard field goal
 9:28 AUR Piuanno 18-yard run (Melchiori kick)
 3:00 AUR Settecase 6-yard run (Melchiori kick)

TEAM STATISTICS: KEN AUR

First Downs	18	16
Total Yards	363	348
Rushing Yards	148	297
Passing Yards	215	51

KENSTON STATISTICS:

Passing:	Gdula	17-36-215-1-0
	Rushing:	Gdula 15-72-1
Receiving:	Thigpen	13-56-1
	Silbermann	6-18-0
	Wyers	2-2-0
	Wyers	7-91-0
	Silbermann	5-65-1
	Thigpen	2-23-0
	Weemhoff	2-23-0
Hummer	1-13-0	



2014 GRUBICH PROWL THE SIDELINE

★ OHSAA Division 3 state final record for most rushing yards **287** Bryan Thomas, Elyria Catholic HS 1976 ★



OHSAA PLAYOFF HISTORY

2018 SEASON Regional Quarter Final

Division 3 Region 9

November 2, 2018 at Bomber Stadium

Attendance: 4870

Round: Regional Quarter-Final

Records: Kenston 9-1

West Holmes 7-3

Head Coach: Jeff Grubich

SCORING	1	2	3	4	F
#2 Kenston	13	14	7	14	48
#7 W. Holmes	6	13	7	8	34

SCORING SUMMARY:

FIRST QUARTER

8:42 KEN Tomcufcik 31-yard pass to Middleton (Sanders kick)

7:08 KEN Porter 5-yard run (kick failed)

2:22 WH Sheldon 2-yard run (kick failed)

SECOND QUARTER

10:56 WH Jones 10-yard run (Ginsburg kick)

6:40 KEN Tomcufcik 21-yard pass to Mintz (Sanders kick)

6:16 WH Cline 3-yard pass to Hay (kick failed)

0:29 KEN Tomcufcik 14-yard run (Sanders kick)

THIRD QUARTER

7:19 KEN Tomcufcik 14-yard run (Sanders kick)

6:19 WH Sheldon 10-yard run (Ginsburg kick)

FOURTH QUARTER

11:24 WH Cline 9-yard pass to Jones (2pt conv. Cline pass to Jones)

2:59 KEN Porter 14-yard run (Sanders kick)

1:26 KEN Porter 38-yard run (Sanders kick)

TEAM STATISTICS:

	KEN	WH
First Downs	20	14
Rushing Yards	287	62
Passing Yards	206	253
Total Yards	493	315
COMP-ATT-YD-TD-INT	12-18-206-2-2	18-35-253-2-3
Fumbles Lost	1-1	3-1
Penalties	9-95	4-25
Total Offensive Plays	66	56
Running Plays	48	21
Passing Plays	18	35

INDIVIDUAL STATISTICS:

RUSHING	ATT	YDS	LG	TD
Porter	36	208	41	3
Tomcufcik	8	61	19	2
Mintz	2	8	5	0
Stanley	1	7	7	0
Middleton	1	3	3	0

RECEIVING	REC	YDS	LG	TD
Mintz	8	98	22	1
Middleton	2	84	53	1
Stanley	3	45	21	0



PORTER IN FOR THE SCORE



IKLODI EFFORT PLAY FOR THE BLOCK



TALLEY WITH THE HUGE INTERCEPTION



MINTZ WITH THE CIRCUS CATCH

TOUGHEN UP

OHSAA PLAYOFF HISTORY

2018 SEASON Regional Semi-Final

Division 3 Region 9

Nov. 9, 2018 at Bedford Bearcat Stadium

Attendance: 5130

Round: Regional Semi-Final

Records: Kenston 10-1

Medina Buckeye 10-1

Head Coach: Jeff Grubich

SCORING	1	2	3	4	F
#2 Kenston	7	19	7	7	40
#3 Buckeye	7	0	0	14	21

SCORING SUMMARY:

FIRST QUARTER

11:23 KEN Porter 8-yard run (Sanders kick)

6:02 BUC Doerge 3-yard run (Gunkelman kick)

SECOND QUARTER

11:03 KEN Tomcufcik 4-yard pass to Mintz (Sanders kick)

8:00 KEN Tomcufcik 53-yard pass to Middleton (Sanders kick)

0:49 KEN Tomcufcik 5-yard pass to Porter (pass failed)

THIRD QUARTER

5:26 KEN Tomcufcik 3-yard run (Sanders kick)

FOURTH QUARTER

10:15 KEN Mintz 33-yard run (Sanders kick)

4:05 BUC Monaco 2-yard run (Gunkelman kick)

1:13 BUC Monaco 5-yard run (Gunkelman kick)

TEAM STATISTICS:

	KEN	BUC
First Downs	16	16
Rushing Yards	195	221
Passing Yards	197	83
Total Yards	392	304
COMP-ATT-YD-TD-INT	11-16-197-3-0	5-11-83-0-2
Fumbles-Lost	1-0	1-0
Penalties	4-45	8-50
Total Offensive Plays	52	56
Running Plays	36	44
Passing Plays	16	12

INDIVIDUAL STATISTICS:

RUSHING	ATT	YDS	LG	TD
Porter	25	130	33	1
Mintz	3	37	33	1
Stanley	2	22	15	0
Middleton	2	5	3	0
Tomcufcik	3	1	3	0

RECEIVING	REC	YDS	LG	TD
Middleton	4	137	55	1
Porter	2	30	25	1
Stanley	2	22	17	0
Mintz	3	8	4	1



PORTER BREAKES FREE



DEFENSE CELEBRATES A BIG PLAY



MIDDLETON 55-YD RECEPTION



ENGELHART BLOCKS PUNT

TOUGHEN UP



OHSAA PLAYOFF HISTORY

2018 SEASON Regional Final

Division 3 Region 9

Nov. 16, 2018 at Warren Mollenkopf Stadium

Attendance: 5630

Round: Regional Semi-Final

Records: Kenston 11-1

Medina Buckeye 11-1

Head Coach: Jeff Grubich

SCORING	1	2	3	4	F
#2 Kenston	7	3	7	16	33
#1 Canfield	0	0	7	0	7

SCORING SUMMARY:

FIRST QUARTER

7:55 KEN Porter 1-yard run (Sanders kick)

SECOND QUARTER

1:56 KEN Sanders 25-yard field goal

THIRD QUARTER

5:24 KEN Porter 3-yard run (Torres kick)

0:32 CAN Clinkscale 1-yard run (Kristian kick)

FOURTH QUARTER

7:32 KEN Tomcufcik 28-yard pass to Stanley (kick failed)

5:56 KEN Porter 7-yard run (Sanders kick)

1:57 KEN Sanders 28-yard field goal

TEAM STATISTICS:

	KEN	CAN
First Downs	22	9
Rushing Yards	147	171
Passing Yards	210	30
Total Yards	357	201
COMP-ATT-YD-TD-INT	15-22-210-1-0	3-7-30-0-2
Fumbles-Lost	1-0	1-1
Penalties	5-40	7-68
Total Offensive Plays	66	39
Running Plays	44	32
Passing Plays	22	7

INDIVIDUAL STATISTICS:

RUSHING	ATT	YDS	LG	TD
Porter	36	151	22	3
Stanley	1	8	8	0
Tomcufcik	2	-1	4	0
Sell	2	-1	1	0
Middleton	3	-10	1	0

RECEIVING	REC	YDS	LG	TD
Stanley	9	142	38	1
Mintz	4	39	27	0
Middleton	1	16	16	0



PORTER PROTECTING THE FOOTBALL



ROBARGE GETTIN NASTY



VARGO AND IKLODI ON THE STOP



STANLEY GOES UP FOR THE BALL

TOUGHEN UP

OHSAA PLAYOFF HISTORY

2018 SEASON State Semi-Final

Division 3 Region 9
 Nov. 23, 2018 at
 New Philadelphia Woody Hayes Quaker Stadium
 Attendance: 5630
 Round: State Semi-Final
 Records: Kenston 12-1
 Eastmoor Academy 12-1
 Head Coach: Jeff Grubich

SCORING	1	2	3	4	F
AP#4 Kenston	13	13	7	7	40
AP#7 Eastmoor	0	0	0	7	7

SCORING SUMMARY:

FIRST QUARTER

9:00 KEN Porter 12-yard run (kick failed)
 1:00 KEN Tomcufcik 4-yard run (Sanders kick)

SECOND QUARTER

5:26 KEN Tomcufcik 4-yard run (Sanders kick)
 2:43 KEN Tomcufcik 42-yard run (run failed)

THIRD QUARTER

2:25 KEN Porter 7-yard run (Sanders kick)

FOURTH QUARTER

2:55 KEN Sell 1-yard run (Sanders kick)
 0:52 EAS Laster 8-yard pass to Wheeler
 (Ansu kick)

TEAM STATISTICS:

	KEN	EAS
First Downs	23	9
Rushing Yards	328	54
Passing Yards	95	156
Total Yards	423	210
COMP-ATT-YD-TD-INT	7-14-95-0-0	9-19-156-1-2
Fumbles-Lost	0-0	0-0
Penalties	5-50	6-45
Total Offensive Plays	59	40
Running Plays	45	21
Passing Plays	14	19

INDIVIDUAL STATISTICS:

RUSHING

	ATT	YDS	LG	TD
Porter	26	197	35	2
Tomcufcik	13	107	42	3
Mintz	2	23	12	0
Sell	3	16	11	1
Stanley	1	-1	-1	0

RECEIVING

	REC	YDS	LG	TD
Porter	2	40	28	0
Mintz	3	30	19	0
Stanley	1	15	15	0
Miller	1	10	10	0



NO WHERE TO RUN NO WHERE TO HIDE



PORTER WITH THE HEISMAN POSE



IKLODI AND ENGELHART PARTY ON THE FOOTBALL



PERFECT PASS TOTAL CONCENTRATION

TOUGHEN UP



OHSAA PLAYOFF HISTORY

2018 SEASON State Final

Division 3 Region 9
 Nov. 30, 2018 at
 Tom Benson NFL Hall of Fame Stadium
 Attendance: 7890
 Round: State Final
 Records: Kenston 13-1
 Kettering Alter 13-1
 Head Coach: Jeff Grubich

SCORING	1	2	3	4	F
AP#4 Kenston	7	14	14	7	42
AP #1 Alter	6	0	0	0	6

SCORING SUMMARY:

FIRST QUARTER

6:36 ALT Bazelak 19-yard pass to Willits
 (kick blocked)
 1:55 KEN Tomcufcik 13-yard pass to Stanley
 (Sanders kick)

SECOND QUARTER

11:49 KEN Porter 58-yard run (Sanders kick)
 8:55 KEN Tomcufcik 40-yard pass to Stanley
 (Sanders kick)

THIRD QUARTER

7:10 KEN Tomcufcik 16-yard pass to Mintz
 (Sanders kick)
 2:46 KEN Porter 11-yard run (Sanders kick)

FOURTH QUARTER

5:23 KEN Porter 11-yard run (Sanders kick)

TEAM STATISTICS:

	KEN	ALT
First Downs	22	15
Rushing Yards	165	122
Passing Yards	285	162
Total Yards	450	284
COMP-ATT-YD-TD-INT	16-23-285-3-0	14-31-162-1-3
Fumbles-Lost	2-1	0-0
Penalties	3-35	8-80
Total Offensive Plays	58	56
Running Plays	35	24
Passing Plays	23	31

INDIVIDUAL STATISTICS:

RUSHING	ATT	YDS	LG	TD
Porter	20	116	58	3
Mintz	2	21	17	0
Stanley	2	8	4	0
Tomcufcik	9	8	4	0
Middleton	2	2	4	0

RECEIVING	REC	YDS	LG	TD
Middleton	6	123	45	0
Mintz	4	78	29	1
Stanley	4	71	40	2
Miller	1	8	8	0
Porter	1	5	5	0



STANLEY WITH THE INTERCEPTION



OFFENSIVE LINE PAVES THE WAY FOR PORTER



VARGO AND FRANKLIN FOR THE TACKLE



UNsung HEROS

TOUGHEN UP

2018 PLAYOFF RECAP

2018 SEASON MEMORIES

The 2018 football season, the greatest in Kenston history, here are a few memorable moments. These are some of the highlights and a few lowlights that made 2018 so special: If you don't comprehend any of the memories below, ask anyone connected to the 2018 team.

TIME PASSES – Eight of the Bombers fifteen games fell under the OHSAA rule for a continuous run clock. This is when the point deficit is 30 or more at any time in the second half. Streetsboro...**BUS SHOCK** – Streetsboro gets off the bus with a roster that looked more like a college team rather than the Rocket team the coaches saw on film but 44-14, Bombers. Chagrin...**TORN** – with three coaches on staff playing for the Tigers back in the day, it had to be bittersweet when the Bombers beat the cross-town rivals 41-14. West G... **WELL OILED MACHINE** – reserves get to play a whole half of football. North...**LIGHTING** – Bombers score 70 seconds into the game; early and often. Brush & Mayfield...**V.3 MISSION ACCOMPLISHED** – 2 losses in 2017 turn to 2 wins in 2018: combined score 93-58. Riverside...**MAKING A STATEMENT** – Battle of the unbeaten; Bombers roll. Madison...**MONSOON** – Rain the great equalizer wasn't so equalizing. Chardon...**WAKE UP CALL** – attention to detail is important. South... **HALFTIME** – team stood outside in the cold rain; wait what? West Holmes...**FIRST TIME IS THE BEST TIME** – the Bombers first home playoff win turned out to be the toughest game of the title run. Buckeye...**BALANCED OFFENSE** – pick your poison; 195 yards rushing or 197 yards passing. Canfield...**STOPPED COLD** – Cardinals averaged 28.5 per game and gave up 8.7: not tonight. Eastmoor...**COULDN'T KEEP UP** – Who said Eastmoor was more athletic? Alter...**CONNECTIONS** – prior to the championship game Walsh University allowed the Bombers to do their pre-game walk through at their practice field. **GOOD PLANNING** - unknown to everyone except for one crucial person close to the program, a box of State Champions hats was mysteriously loaded onto the equipment truck with two specific instructions; if we win - pass out, if we lose - throw out. **ROUTINE** – the 3:30pm championship kickoff couldn't have been better for the Bombers; 3:30 is when they start practice every day. **PREDICTIONS** – math guru Drew Pasteur fantastic50.net was right: Chagrin Falls Kenston was his pick: Win by 1 (53%) pick was right spread was wrong. **THRILLER** – Bombers win big, fly high; enough said! **RUNNING ON EMPTY**: Parents, community members, coaches, and administration continued the championship celebration by closing Unc's Patio Lounge, Cowboy, Burntwood Tavern, and Panini's Grill. Every TV in and around Bainbridge was tuned in to The Spectrum broadcast of our Bombers.

The championship game and other playoff games are available on YouTube.com. Search Kenston Football 2018



OHSAA PLAYOFF HISTORY

2019 SEASON Regional Quarter Final

Division 3 Region 9
 Nov. 8, 2019 at
 New Philadelphia Woody Hayes Quaker Stadium
 Attendance: 3628
 Round: Regional Quarter Final
 Records: Kenston 8-2
 New Philadelphia 9-1
 Head Coach: Jeff Grubich

SCORING	1	2	3	4	F
#8 Kenston	6	15	0	7	28
#1 Quakers	0	24	0	7	31

SCORING SUMMARY:

FIRST QUARTER

8:14 KEN Porter 4-yard run (kick failed)

SECOND QUARTER

11:48 NPH Warner 38-yard field goal
 8:57 NPH Hoover 37-yard pass to Zemis (Warner kick)
 7:02 KEN Tomcufcik 40-yard run (Tomcufcik run for 2pt. conversion)
 6:06 NPH Hoover 69-yard pass to Kohl (Warner kick)
 3:29 NPH Hoover 29-yard pass to Zemis (Warner kick)
 0:17 KEN Tomcufcik 16-yard pass to Miller (Torres kick)

THIRD QUARTER

FOURTH QUARTER

7:02 KEN Tomcufcik 7-yard run (Torres kick)
 0:21 NPH Scairetti 1-yard run (Warner kick)

TEAM STATISTICS:

	KEN	NPH
First Downs	20	19
Rushing Yards	177	140
Passing Yards	285	288
Total Yards	462	428
COMP-ATT-YD-TD-INT	12-32-285-1-1	11-19-288-3-0
Fumbles-Lost	0-0	2-1
Penalties	11-94	5-40
Total Offensive Plays	65	55
Running Plays	33	36
Passing Plays	32	19

INDIVIDUAL STATISTICS:

RUSHING	ATT	YDS	LG	TD
Porter	20	81	18	1
Mintz	1	4	4	0
Tomcufcik	11	94	2	40
Middleton	1	-2	-2	0

RECEIVING	REC	YDS	LG	TD
Middleton	6	85	27	0
Mintz	9	148	34	0
Germano	1	10	10	0
Miller	4	22	8	1
Porter	2	20	10	0



PORTER MAKING SOMETHING OUT OF NOTHING



TK ALWAYS WITH GREAT EFFORT!



DON'T LEAVE IT UP TO THE REFEREES



TIME RUNS OUT ON 2019

TOUGHEN UP

OHSAA PLAYOFF HISTORY

2020 SEASON Regional Quarter Final

Division 3 Region 9
 October 9, 2020 at Duke Stadium
 Attendance: 628
 Round: Regional Quarter Final
 Records: Kenston 2-2
 Marlington 3-5
 Head Coach: Jeff Grubich

SCORING	1	2	3	4	F
#19 Kenston	14	7	13	7	41
#14 Dukes	0	0	7	0	7

SCORING SUMMARY:

FIRST QUARTER

11:35 KEN Georgiou 20-yard pass to Germano (Munday kick)
 5:03 KEN Georgiou 59-yard pass to Germano (Munday kick)

SECOND QUARTER

3:43 KEN Georgiou 86-yard pass to Germano (Munday kick)

THIRD QUARTER

7:13 KEN Georgiou 10-yard pass to McCleery (kick failed)
 4:33 MAR Hooker 1-yard run (Laurie kick)
 3:57 KEN Georgiou 10-yard pass to Miller (Munday kick)

FOURTH QUARTER

10:09 KEN Sell 8-yard run (Munday kick)

TEAM STATISTICS:

	KEN	ALT
First Downs	11	17
Rushing Yards	69	128
Passing Yards	301	143
Total Yards	370	271
COMP-ATT-YD-TD-INT	12-23-301-5-0	15-25-143-0-0
Fumbles-Lost	1-0	0-0
Penalties	4-25	3-30
Total Offensive Plays	40	67
Running Plays	17	42
Passing Plays	23	25

INDIVIDUAL STATISTICS:

RUSHING	ATT	YDS	LG	TD
Sell	9	9	10	1
Germano	1	-6	-6	0
DiMarco	2	-6	-2	0
Georgiou	5	72	38	0

RECEIVING	REC	YDS	LG	TD
Germano	8	255	86	3
McCleery	1	10	10	1
Sell	1	8	8	1
Miller	2	28	23	1



GEORGIU DROPPING A DIME TO GERMANO



GEORGIU TO MILLER!



KRUPP WITH THE RECOVERY!



DOMINATING PLAYOFF WIN!

TOUGHEN UP

OHSAA PLAYOFF HISTORY

2019 SEASON Regional Quarter Final

Division 3 Region 9

October 16, 2020 at Bob Dove Field

Attendance: 700

Round: Regional Semi Final

Records: Kenston 3-2

Canfield 7-0

Head Coach: Jeff Grubich

SCORING	1	2	3	4	F
#19 Kenston	0	2	0	8	10
#3 Canfield	0	7	14	7	28

SCORING SUMMARY:

FIRST QUARTER

SECOND QUARTER

8:14 CAN Lowery 4-yard run (Papalia kick)

6:32 KEN Safety

THIRD QUARTER

8:09 CAN Sammarone 6-yard run
(Papalia kick)

6:16 CAN Lowery 80-yard pass to Sammarone
(Papalia kick)

FOURTH QUARTER

7:10 CAN Lowery 17-yard run (Papalia kick)

0:18 KEN Georgiou 9-yard pass to Miller
(Georgiou 2pt. conversion)

TEAM STATISTICS:

	KEN	CAN
First Downs	18	13
Rushing Yards	88	154
Passing Yards	129	233
Total Yards	217	387
COMP-ATT-YD-TD-INT	21-39-129-1-1	15-16-233-1-0
Fumbles-Lost	1-0	1-0
Penalties	4-40	10-110
Total Offensive Plays	40	47
Running Plays	17	31
Passing Plays	23	16

INDIVIDUAL STATISTICS:

RUSHING	ATT	YDS	LG	TD
Sell	19	52	7	0
Georgiou	9	36	10	0

RECEIVING	REC	YDS	LG	TD
Germano	8	38	17	0
Miller	7	49	18	1
Sell	4	22	8	0
Gebeau	3	28	11	0
McCleery	1	9	9	0



GEBEAU WITH THE BIG RETURN!



SELL FOR THE FIRST DOWN!



VALOCCHI WITH THE STOP



TOFT WITH THE PASS BREAK-UP

TOUGHEN UP

COLLEGE PLAYERS

Graduation Year	Name	School
2020	Jack Porter	Wake Forest University
2020	George Sell	Wake Forest University
2020	Jon Tomcufcik	Ashland University
2020	Conner Kratzert	Dennison University
2020	Tyler Mintz	University of Dayton
2019	Dorian Talley	The College of Wooster
2019	Alex Robarge	Akron University
2019	Mitch Sotera	Bethany College
2019	Bransen Stanley	Gannon University

Graduation Year	Name	School
2019	Matt Iklodi	John Carroll University
2018	Austin Safko	John Carroll University
2018	Max Czech	Westminster College
2017	Spencer Zak	John Carroll University
2017	Nick Hanna	College of Wooster
2017	Mike Leshner	Hiram College
2017	James Thigpen	Notre Dame College
2016	Zach Sliberman	Iowa State University
2016	Cole Maniglia	Marietta College

TOUGHEN UP



★ In 2019, OHSAA approved instant replay for all state final games ★

COLLEGE PLAYERS

Graduation Year	Name	School
2016	Parker Gdula	University of Findley
2015	Mike Kruger	Ashland University
2015	Will Bush	John Carroll University
2014	Nick Lewis	Ashland University
2014	Lovell Spruce	Alderson Broadus University
2014	Pedro Velasco	Tiffin University
2014	Sam Gambatese	University of Mount Union
2014	Brian Bindernagel	University of Mount Union
2014	James Gruver	University of Rochester
2014	Chris Ross	Youngstown State University
2013	Nate Lewis	Case Western Reserve University
2013	Adam Grey	John Carroll University
2013	Russell Lewis	Marietta College
2013	Sam Coverdale	Northwestern University
2013	Darryl Richards	Toledo University
2013	Ryan Snedeker	Washington and Jefferson College
2012	Alex Kocheff	University of Mount Union
2011	Randy Toth	Gannon University
2011	James Romanowski	Hiram College
2010	Matt Reeder	College of Wooster
2010	Jim Tomcufcik	College of Wooster
2010	Pat Behm	Mercyhurst University
2010	Drew Ross	Ohio Northern
2010	Kevin DeFranco	University of Rochester
2010	Dan Sciortino	Washington and Jefferson College

Graduation Year	Name	School
2009	Tory Treu	Davidson College
2009	AJ Holderman	Robert Morris University
2009	Percy Johnson	University of Akron
2004	Anton Narinskiy	Iowa University
2001	Bill Atkinson	John Carroll University
2001	Drew Butler	Layfatte College
2001	Brian Barthlemes	University of Virginia
2000	Aaron Martin	College of Wooster
2000	Joe Valvoda	Edinboro University
2000	Perrier Paul	Ohio Unversity
2000	Adreiel Fraizer	West Virginia Stat Unversity
1999	Matt Blouir	University of Mt. Union
1999	Mike Phillips	Clarion State University
1999	Aaron Flowers	Edinboro University
1999	Trenton Hillier	Georgetown University
1999	Ryan Reardon	John Carroll University
1999	Ben Timmons	West Virginia Unversity
1999	Peter Franz	Wittenburg Univeresity
1998	Peter Hays	California University of Pennsylvania
1998	Brian Shellito	College of Wooster
1998	Mike Murton	Edinboro University
1998	Nate Nosal	Grove City College
1998	Matt Cruyton	Hiram College
1998	Mickey Kostelnik	John Carroll University
1998	Josh Goldsmith	Miami of Ohio

TOUGHEN UP

★ 8pm - 1960's kickoff time ★

COLLEGE PLAYERS

TOUGHEN UP

Graduation Year	Name	School
1997	Andy Kuhn	Allegheny College
1997	Chuck Arnold	Case Western Reserve
1997	Kris Mackey	College of Wooster
1996	Andy Rule	Air Force Academy
1996	Jack Cudzillo	Allegheny College
1996	Mark Kautzman	Bowling Green State University
1996	Mike Thompson	Buchnell University
1996	Tyson Walter	The Ohio State University
1994	Todd Bush	Bowling Green State University
1994	Josh Luoma	Hiram College
1993	Tom Gabram	Bowling Green State University
1993	Tim Knox	Hiram College
1993	Llyod Kessler	Akron University
1992	Brian Gliba	Virgina Military Institute
1991	Damon Mintz	John Carroll University
1991	Andy Koballa	Marietta College
1989	Judd Mintz	Liberty University
1989	Tom Rodeno	Northwestern University
1988	Judah Herman	The Ohio State University
1988	Ken McClintock	University of Minnesota
1987	Tony Rhea	Hiram College
1987	Andy Gurd	The Ohio State University
1987	Darryl Wodecki	University of Notre Dame
1985	Rob Fogarty	Eastern Michigan
1985	Mike Newman	John Carroll University

Graduation Year	Name	School
1985	Chris Lencewicz	University of Pennsylvania
1984	Hank Newman	John Carroll University
1983	Leonard "Smiley" Phillips	Salem International University
1982	Shaun Walker	Central State University
1982	Nick Zsbedics	Waldorf
1981	Greg Randall	University of Michigan
1981	Lou Mantush	Youngstown State University
1980	Tim Hissam	Richmond University
1979	Greg Goodman	Southwest Texas State
1978	Karl Schlatzer	Bently Unversity
1978	Curlin Beck	West Virgina University
1977	Stuart Harris	University of Michigan
1976	Roger Bergh	Akron University
1975	Steve Yurko	University of Kentucky
1974	Dave Heun	Waldorf University
1973	Bob Heun	Baldwin Wallace College
1972	Mike Law	Iowa University
1969	Mark Tiffel	Baldwin Wallace College
1969	Kevin O'Brien	Waldorf university
1966	Paul Rondo	Penn State University
1965	Paul Barrett	Bowling Green State University
1965	Jack Rudnay	Northwestern University
1965	Paul Hoehne	Rutgers University

Anyone missing?
Email gabe@blastercorp.com



COACHES RECORD

YEAR	WINS	LOSSES	TIES	NAME
1952	6	0	0	Frank Tucek
	6	0	0	
1953	3	4	1	Jerry Hess
1954	5	3	0	Jerry Hess
1955	3	5	0	Jerry Hess
	11	12	1	
1956	0	5	0	Bill Donaldson
	0	5	0	
1957	1	7	0	Jerry Schrock
1958	4	4	0	Jerry Schrock
1959	2	6	0	Jerry Schrock
1960	8	2	0	Jerry Schrock
1961	2	5	1	Jerry Schrock
	17	24	1	
1962	4	5	0	Paul Krohn
1963	4	5	0	Paul Krohn
	8	10	0	
1964	0	0	0	Dick Marabito
	0	0	0	
1964	3	6	0	Al Hrabak
1965	3	5	1	Al Hrabak
1966	2	7	0	Al Hrabak
	8	18	1	
1967	3	4	1	Jack Bair
1968	5	4	0	Jack Bair
1969	8	2	0	Jack Bair
1970	8	2	0	Jack Bair
1971	8	2	0	Jack Bair
	32	14	1	

YEAR	WINS	LOSSES	TIES	NAME
1972	7	1	2	Zinn Gorby
1973	7	3	0	Zinn Gorby
1974	9	1	0	Zinn Gorby
1975	6	2	2	Zinn Gorby
1976	6	4	0	Zinn Gorby
1977	5	5	0	Zinn Gorby
1978	6	4	0	Zinn Gorby
1979	6	3	1	Zinn Gorby
1980	7	3	0	Zinn Gorby
1981	10	1	0	Zinn Gorby
1982	6	4	0	Zinn Gorby
1983	5	5	0	Zinn Gorby
1984	8	2	0	Zinn Gorby
	88	38	5	
1985	5	5	0	Paul Koballa
1986	11	3	0	Paul Koballa
1987	5	5	0	Paul Koballa
1988	7	3	0	Paul Koballa
1989	2	8	0	Paul Koballa
1990	3	7	0	Paul Koballa
1991	5	5	0	Paul Koballa
	38	36	0	
1992	9	1	0	Zinn Gorby
1993	6	4	0	Zinn Gorby
	15	5	0	
1994	5	5	0	Mike Knepp
1995	12	2	0	Mike Knepp
1996	4	6	0	Mike Knepp
1997	7	4	0	Mike Knepp
1998	6	4	0	Mike Knepp
1999	2	8	0	Mike Knepp
2000	5	6	0	Mike Knepp
2001	5	5	0	Mike Knepp
2002	6	4	0	Mike Knepp
2003	4	6	0	Mike Knepp
	56	50	0	

YEAR	WINS	LOSSES	TIES	NAME
2004	4	6	0	Rick Adams
2005	7	3	0	Rick Adams
2006	5	5	0	Rick Adams
2007	6	4	0	Rick Adams
	22	18	0	
2008	2	8	0	Roger Vasey
2009	6	4	0	Roger Vasey
2010	8	3	0	Roger Vasey
	16	15	0	
2011	6	4	0	Pete Thompson
	6	4	0	
2012	7	5	0	Jeff Grubich
2013	7	4	0	Jeff Grubich
2014	8	3	0	Jeff Grubich
2015	3	7	0	Jeff Grubich
2016	2	8	0	Jeff Grubich
2017	8	2	0	Jeff Grubich
2018	14	1	0	Jeff Grubich
2019	8	3	0	Jeff Grubich
2020	3	4	0	Jeff Grubich
	60	37	0	
	383	286	9	

TOUGHEN UP

★ 2 - 2012 Nick Lombardy Scores the only Playoff 2pt conv. in Kenston History ★

ALL-TIME OPPONENT RECORD

Team	Win	Loss	Tie	First Year Played	Last Year Played	Times Played
Alliance	0	1	0	1959	1959	1
Amherst	2	0	0	2015	2016	2
Ash. St. John	0	1	0	1957	1957	1
Aurora	20	16	0	1954	2014	36
Avon Lake	1	0	0	1995	1995	1
Barberton	3	1	0	1997	2003	4
Beachwood	6	0	0	1966	2008	6
Black River	1	0	0	2019	2019	1
Brooklyn	3	1	0	1968	1982	4
Brush	15	2	0	1998	2019	17
Burton	6	6	0	1952	1963	12
Campbell Memorial	1	0	0	1986	1986	1
Canfield	1	4	0	1996	2020	5
Canton Lehman	1	0	0	1970	1970	1
*C.A.P.E.	0	1	0	1986	1986	1
Chagrin Falls	29	33	0	1953	2019	62
Chardon	22	23	1	1968	2020	46
Cleveland Lutheran East	3	1	0	1958	1961	4
*Clyde	0	1	0	1995	1995	1
Conneaut	14	2	0	1968	1983	16
Courtland Lakeview	0	1	0	1991	1991	1
Crestwood	4	1	0	1971	2000	5
Cuyahoga Hts.	2	0	0	1962	1963	2
Eastlake North	3	3	0	2015	2020	6
Eastmoor Academy	1	0	0	2018	2018	1
Garfield Hts. Trinity	1	0	0	1986	1986	1
Geneva	1	0	0	2009	2009	1
Harvey	5	0	0	2010	2014	5
Hubbard	0	1	0	2000	2000	1
Hudson	1	3	0	1997	2012	4
Jefferson	1	1	0	1953	1954	2
Kent Roosevelt	7	10	0	1984	2010	17
Kent State UHS	0	2	0	1957	1958	2
*Kettering Archbishop Alter	1	0	0	2018	2018	1
Kirtland	2	3	0	1955	1963	5
Lake Catholic	0	2	0	1997	2010	2
Madison	11	3	0	1972	2020	14
Madison	5	3	0	1989	2005	8
Marlington	1	0	0	2020	2020	1

*State Final Game

TOUGHEN UP

ALL-TIME OPPONENT RECORD

Team	Win	Loss	Tie	First Year Played	Last Year Played	Times Played
Mayfield	12	15	0	1983	2019	27
Medina	1	1	0	2015	2016	2
Medina Buckeye	1	0	0	2018	2018	1
Middlefield Cardinal	6	7	0	1952	1963	13
Millersburg West Holmes	1	0	0	2018	2018	1
Mogadore	0	1	0	1953	1953	1
New Philadelphia	0	1	0	2019	2019	1
Newbury	7	5	1	1952	1963	13
Nordonia	4	10	0	1966	2009	14
Orange	28	15	1	1964	2014	44
Our Lady of Lourdes	2	1	0	1962	1965	3
Perry	9	8	0	1996	2014	17
Poland Seminary	1	1	0	1995	1995	2
Ravenna	3	3	0	1999	2004	6
Revere	3	0	0	1986	1995	3
Rittman	0	0	1	1975	1975	1
Riverside	3	2	0	2015	2019	5
Shaker Hts.	1	0	0	1988	1988	1
Solon	12	30	3	1960	2014	45
St. Clairsville	1	0	0	1986	1986	1
Streetsboro	2	0	0	2017	2018	2
Struthers	2	0	0	1992	1993	2
SVSM	0	3	0	1981	2013	3
Tallmadge	1	0	0	2012	2012	1
Thompson	6	2	0	1953	1960	8
Twinsburg	29	13	0	1964	2020	42
Uniontown Lake	1	1	0	2000	2001	2
Wadsworth	0	3	1	1963	1966	4
Warren LaBrae	1	0	0	1980	1980	1
Warrensville	1	0	0	1996	1996	1
Waterloo	2	0	0	1969	1970	2
West Geauga	39	24	1	1952	2019	64
Westlake	1	2	0	1980	1984	3
Wickliffe	23	7	0	1976	2014	30
Willoughby South	4	4	0	1964	2020	8
Youngstown Liberty	1	1	0	1968	1969	2
Youngstown South	1	0	0	1985	1985	1
	383	286	9			678

TOUGHEN UP

ALL-TIME SEASON

Western Reserve Conference		Vasey			
2008	Kenston	0	Roosevelt	35	L
2008	Kenston	3	Chardon	7	L
2008	Kenston	3	Nordonia	38	L
2008	Kenston	33	Beachwood	8	W
2008	Kenston	6	West Geauga	32	L
2008	Kenston	0	Aurora	55	L
2008	Kenston	21	Perry	48	L
2008	Kenston	27	Wickliffe	14	W
2008	Kenston	0	Chagrin Falls	25	L
2008	Kenston	7	Orange	18	L
		100		280	2-8

Western Reserve Conference		Adams			
2007	Kenston	35	Roosevelt	14	W
2007	Kenston	7	Chardon	49	L
2007	Kenston	28	Nordonia	38	L
2007	Kenston	41	Beachwood	0	W
2007	Kenston	27	West Geauga	7	W
2007	Kenston	13	Aurora	14	L
2007	Kenston	14	Perry	31	L
2007	Kenston	48	Wickliffe	7	W
2007	Kenston	19	Chagrin Falls	15	W
2007	Kenston	48	Orange	13	W
		280		188	6-4

Western Reserve Conference		Adams			
2006	Kenston	28	Roosevelt	35	L
2006	Kenston	10	Chardon	7	W
2006	Kenston	25	Nordonia	28	L
2006	Kenston	7	West Geauga	28	L
2006	Kenston	17	Aurora	24	L
2006	Kenston	7	Perry	21	L
2006	Kenston	35	Wickliffe	0	W
2006	Kenston	28	Chagrin Falls	0	W
2006	Kenston	35	Orange	13	W
2006	Kenston	35	Beachwood	0	W
		227		156	5-5

Western Reserve Conference		Adams			
2005	Kenston	35	Roosevelt	18	W
2005	Kenston	21	Chardon	7	W
2005	Kenston	14	Maple Hts.	31	L
2005	Kenston	49	West Geauga	21	W
2005	Kenston	7	Aurora	21	L
2005	Kenston	19	Perry	14	W
2005	Kenston	27	Wickliffe	0	W
2005	Kenston	7	Chagrin Falls	20	L
2005	Kenston	28	Orange	2	W
2005	Kenston	28	Beachwood	21	W
		235		155	7-3

Western Reserve Conference		Adams			
2004	Kenston	21	Chagrin Falls	38	L
2004	Kenston	13	Chardon	26	L
2004	Kenston	21	West Geauga	7	W
2004	Kenston	9	Roosevelt	7	W
2004	Kenston	27	Ravenna	30	L
2004	Kenston	14	Nordonia	49	L
2004	Kenston	7	Solon	35	L
2004	Kenston	21	Brush	0	W
2004	Kenston	13	Twinsburg	14	L
2004	Kenston	10	Mayfield	0	W
		156		206	4-6

Western Reserve Conference		Knepp			
2003	Kenston	28	Chagrin Falls	27	W
2003	Kenston	14	Chardon	24	L
2003	Kenston	13	West Geauga	30	L
2003	Kenston	3	Ravenna	21	L
2003	Kenston	28	Barberton	14	W
2003	Kenston	24	Solon	28	L
2003	Kenston	28	Brush	7	W
2003	Kenston	25	Twinsburg	7	W
2003	Kenston	0	Mayfield	28	L
2003	Kenston	13	Nordonia	14	L
		176		200	4-6

Western Reserve Conference		Knepp			
2002	Kenston	0	Chagrin Falls	28	L
2002	Kenston	55	Perry	17	W
2002	Kenston	23	West Geauga	13	W
2002	Kenston	38	Ravenna	20	W
2002	Kenston	28	Barberton	14	W
2002	Kenston	7	Solon	24	L
2002	Kenston	5	Brush	21	L
2002	Kenston	36	Twinsburg	32	W
2002	Kenston	24	Mayfield	0	W
2002	Kenston	13	Nordonia	31	L
		229		280	6-4

Western Reserve Conference		Knepp			
2001	Kenston	14	Chagrin Falls	28	L
2001	Kenston	14	Perry	34	L
2001	Kenston	27	Uniontown Lake	30	L
2001	Kenston	26	Roosevelt	0	W
2001	Kenston	26	Ravenna	0	W
2001	Kenston	31	Twinsburg	7	W
2001	Kenston	35	Nordonia	0	W
2001	Kenston	14	Mayfield	37	L
2001	Kenston	38	Brush	7	W
2001	Kenston	0	Solon	12	L
		225		155	5-5

Western Reserve Conference		Knepp			
2000	Kenston	0	Crestwood	14	L
2000	Kenston	16	Perry	20	L
2000	Kenston	14	Uniontown Lake	3	W
2000	Kenston	34	Roosevelt	0	W
2000	Kenston	17	Ravenna	14	W
2000	Kenston	14	Twinsburg	21	L
2000	Kenston	20	Nordonia	23	L
2000	Kenston	28	Mayfield	15	W
2000	Kenston	21	Brush	10	W
2000	Kenston	0	Solon	28	L
2000	#Kenston	7	Hubbard	10	L
		171		158	5-6

Western Reserve Conference		Knepp			
1999	Kenston	9	Crestwood	3	W
1999	Kenston	0	Perry	22	L
1999	Kenston	17	West Geauga	25	L
1999	Kenston	12	Kent Roosevelt	27	L
1999	Kenston	14	Ravenna	18	L
1999	Kenston	20	Brush	6	W
1999	Kenston	0	Solon	17	L
1999	Kenston	7	Nordonia	18	L
1999	Kenston	8	Mayfield	28	L
1999	Kenston	13	Twinsburg	30	L
		100		194	2-8

Western Reserve Conference		Knepp			
1998	Kenston	14	Perry	0	W
1998	Kenston	3	Solon	36	L
1998	Kenston	25	Maple Hts.	6	W
1998	Kenston	3	West Geauga	0	W
1998	Kenston	14	Barberton	21	L
1998	Kenston	16	Hudson	22	L
1998	Kenston	28	Brush	0	W
1998	Kenston	14	Nordonia	7	W
1998	Kenston	22	Mayfield	28	L
1998	Kenston	28	Twinsburg	3	W
		167		123	6-4

Western Reserve Conference		Knepp			
1997	Kenston	20	Chagrin	35	L
1997	Kenston	23	Perry	30	L
1997	Kenston	26	Mayfield	12	W
1997	Kenston	7	Barberton	23	W
1997	Kenston	17	Hudson	7	W
1997	Kenston	6	Twinsburg	14	L
1997	Kenston	24	Orange	14	W
1997	Kenston	20	Nordonia	17	W
1997	Kenston	25	West Geauga	0	W
1997	Kenston	17	Solon	14	W
1997	#Kenston	6	Lake Catholico	28	L
		191	* Won by forfeit	194	7-4

TOUGHEN UP

★ Most playoff wins without a championship – 44 Massillon Washington HS ★

ALL-TIME SEASON

Western Reserve Conference Knepp					
1996	Kenston	21	Chagrin	2	W
1996	Kenston	3	Perry	6	L
1996	Kenston	31	Mayfield	0	W
1996	Kenston	7	Canfield	28	L
1996	Kenston	21	Warrensville	12	W
1996	Kenston	16	Twinsburg	22	L
1996	Kenston	22	Orange	6	W
1996	Kenston	6	Chardon	34	L
1996	Kenston	14	West Geauga	17	L
1996	Kenston	6	Solon	32	L
		147		159	4-6

Chagrin Valley Conference Knepp					
1995	Kenston	6	Poland Seminary	7	L
1995	Kenston	30	Aurora	0	W
1995	Kenston	17	Mayfield	10	W
1995	Kenston	24	Wickliffe	14	W
1995	Kenston	49	Chagrin	7	W
1995	Kenston	10	West Geauga	7	W
1995	Kenston	28	Orange	0	W
1995	Kenston	14	Solon	7	W
1995	Kenston	21	Chardon	0	W
1995	Kenston	6	Twinsburg	0	W
1995	#Kenston	18	Revere	0	W
1995	#Kenston	14	Avon Lake	0	W
1995	#Kenston	20	Poland Seminary	18	W
1995	#Kenston	0	Clyde	3	L
		257		73	12-2

Chagrin Valley Conference Knepp					
1994	Kenston	17	SVSM	29	L
1994	Kenston	26	Maple Hts.	14	W
1994	Kenston	7	Mayfield	9	L
1994	Kenston	20	Wickliffe	14	W
1994	Kenston	19	Chagrin	3	W
1994	Kenston	14	West Geauga	30	L
1994	Kenston	14	Orange	0	W
1994	Kenston	7	Solon	14	L
1994	Kenston	21	Chardon	27	L
1994	Kenston	26	Twinsburg	20	W
		171		160	5-5

Chagrin Valley Conference Gorby					
1993	Kenston	13	Struthers	0	W
1993	Kenston	18	Maple Hts.	8	W
1993	Kenston	0	Mayfield	14	L
1993	Kenston	20	Chagrin	7	W
1993	Kenston	20	West Geauga	6	W
1993	Kenston	32	Orange	0	W
1993	Kenston	7	Solon	21	L
1993	Kenston	7	Chardon	0	L
1993	Kenston	19	Twinsburg	25	L
1993	Kenston	7	Wickliffe	0	W
		143		81	6-4

TOUGHEN UP

Chagrin Valley Conference Gorby					
1992	Kenston	9	Struthers	7	W
1992	Kenston	28	Maple Hts.	6	W
1992	Kenston	18	Mayfield	6	W
1992	Kenston	30	Chagrin	0	W
1992	Kenston	38	West Geauga	0	W
1992	Kenston	23	Orange	0	W
1992	Kenston	16	Solon	0	W
1992	Kenston	28	Chardon	2	W
1992	Kenston	6	Twinsburg	7	L
1992	Kenston	12	Wickliffe	0	W
		208		28	9-1

Chagrin Valley Conference Koballa					
1991	Kenston	21	Courtland Lakeview	22	L
1991	Kenston	35	Maple Hts.	6	W
1991	Kenston	32	Mayfield	6	W
1991	Kenston	0	West Geauga	13	L
1991	Kenston	19	Orange	23	L
1991	Kenston	0	Solon	15	L
1991	Kenston	15	Chardon	7	W
1991	Kenston	7	Twinsburg	14	L
1991	Kenston	14	Wickliffe	6	W
1991	Kenston	7	Chagrin	0	W
		150		112	5-5

Chagrin Valley Conference Koballa					
1990	Kenston	7	Kent Roosevelt	21	L
1990	Kenston	6	Maple Hts.	26	L
1990	Kenston	24	Mayfield	6	W
1990	Kenston	28	West Geauga	0	W
1990	Kenston	10	Orange	13	L
1990	Kenston	0	Solon	8	L
1990	Kenston	7	Chardon	35	L
1990	Kenston	15	Twinsburg	29	L
1990	Kenston	9	Wickliffe	7	W
1990	Kenston	7	Chagrin	13	L
		113		158	3-7

Chagrin Valley Conference Koballa					
1989	Kenston	0	Kent Roosevelt	28	L
1989	Kenston	7	Maple Hts.	27	L
1989	Kenston	20	Mayfield	21	L
1989	Kenston	0	Orange	28	L
1989	Kenston	0	Solon	28	L
1989	Kenston	6	Chardon	20	L
1989	Kenston	12	Twinsburg	34	L
1989	Kenston	7	Wickliffe	28	L
1989	Kenston	19	Chagrin	7	W
1989	Kenston	24	West Geauga	14	W
		95		235	2-8

Chagrin Valley Conference Koballa					
1988	Kenston	0	Kent Roosevelt	20	L
1988	Kenston	24	Shaker Hts.	0	W
1988	Kenston	31	Mayfield	0	W
1988	Kenston	12	Orange	14	L
1988	Kenston	0	Solon	29	L
1988	Kenston	14	Chardon	7	W
1988	Kenston	21	Twinsburg	7	W
1988	Kenston	21	Wickliffe	14	W
1988	Kenston	21	Chagrin	6	W
1988	Kenston	13	West Geauga	6	W
		157		103	7-3

Chagrin Valley Conference Koballa					
1987	Kenston	13	Kent Roosevelt	22	L
1987	Kenston	30	Revere	0	W
1987	Kenston	20	Mayfield	14	W
1987	Kenston	6	Solon	28	L
1987	Kenston	21	Chardon	14	W
1987	Kenston	28	Twinsburg	0	W
1987	Kenston	3	Wickliffe	10	L
1987	Kenston	14	Chagrin	15	L
1987	Kenston	37	West Geauga	30	W
1987	Kenston	0	Orange	28	L
		172		161	5-5

Chagrin Valley Conference Koballa					
1986	Kenston	7	Mayfield	16	L
1986	Kenston	28	Kent Roosevelt	21	W
1986	Kenston	19	Revere	0	W
1986	Kenston	17	Solon	14	W
1986	Kenston	13	Chardon	6	W
1986	Kenston	28	Twinsburg	6	W
1986	Kenston	7	Wickliffe	10	L
1986	Kenston	33	Chagrin	0	W
1986	Kenston	29	West Geauga	0	W
1986	Kenston	13	Orange	0	W
1986	#Kenston	24	Trinity	21	W
1986	#Kenston	21	Campbell	7	W
1986	#Kenston	22	St. Clairsville	21	W
1986	#Kenston	6	C.A.P.E.	7	L
		267		129	11-3

Chagrin Valley Conference Koballa					
1985	Kenston	0	Mayfield	9	L
1985	Kenston	0	Kent Roosevelt	13	L
1985	Kenston	29	Youngstown South	6	W
1985	Kenston	7	Chardon	10	L
1985	Kenston	14	Wickliffe	42	L
1985	Kenston	12	Chargin	0	W
1985	Kenston	12	Orange	0	W
1985	Kenston	18	West Geauga	0	W
1985	Kenston	0	Solon	16	L
1985	Kenston	21	Twinsburg	7	W
		113		103	5-5

ALL-TIME SEASON

Chagrin Valley Conference		Gorby			
1984	Kenston	8	Mayfield	17	L
1984	Kenston	14	Kent Roosevelt	12	W
1984	Kenston	7	Westlake	10	L
1984	Kenston	14	Chardon	10	W
1984	Kenston	42	Twinsburg	0	W
1984	Kenston	21	Wickliffe	9	W
1984	Kenston	21	Chargin	18	W
1984	Kenston	21	West Geauga	3	W
1984	Kenston	26	Orange	0	W
1984	Kenston	34	Solon	6	W
		208		85	8-2

Chagrin Valley Conference		Gorby			
1983	Kenston	14	Mayfield	21	L
1983	Kenston	24	Conneaut	31	L
1983	Kenston	6	Westlake	17	L
1983	Kenston	41	Twinsburg	22	W
1983	Kenston	22	Wickliffe	35	L
1983	Kenston	10	Chargin	7	W
1983	Kenston	20	West Geauga	7	W
1983	Kenston	55	Orange	0	W
1983	Kenston	9	Solon	7	W
1983	Kenston	7	Chardon	9	L
		208		156	5-5

Chagrin Valley Conference		Gorby			
1982	Kenston	0	Chardon	14	L
1982	Kenston	26	Conneaut	7	W
1982	Kenston	6	Brooklyn	28	L
1982	Kenston	2	Twinsburg	0	W
1982	Kenston	6	Wickliffe	9	L
1982	Kenston	21	Chargin	6	W
1982	Kenston	2	West Geauga	3	L
1982	Kenston	15	Orange	7	W
1982	Kenston	14	Solon	3	W
1982	Kenston	25	Aurora	6	W
		117		83	6-4

Chagrin Valley Conference		Gorby			
1981	Kenston	12	Chardon	0	W
1981	Kenston	30	Conneaut	0	W
1981	Kenston	42	Brooklyn	16	W
1981	Kenston	9	Wickliffe	8	W
1981	Kenston	14	Chargin	13	W
1981	Kenston	13	West Geauga	0	W
1981	Kenston	14	Orange	7	W
1981	Kenston	14	Solon	6	W
1981	Kenston	28	Aurora	0	W
1981	Kenston	31	Twinsburg	14	W
1981	#Kenston	0	SVSM	23	L
		207		87	10-1

Chagrin Valley Conference		Gorby			
1980	Kenston	14	Warren Lebrae	12	W
1980	Kenston	27	Conneaut	8	W
1980	Kenston	17	Westlake	15	W
1980	Kenston	7	Wickliffe	2	W
1980	Kenston	7	Chargin	12	L
1980	Kenston	0	West Geauga	33	L
1980	Kenston	16	Orange	14	W
1980	Kenston	0	Solon	17	L
1980	Kenston	30	Aurora	0	W
1980	Kenston	28	Twinsburg	0	W
		146		113	7-3

Chagrin Valley Conference		Gorby			
1979	Kenston	7	Wickliffe	27	L
1979	Kenston	21	Conneaut	6	W
1979	Kenston	13	Madison	0	W
1979	Kenston	30	Chargin	19	W
1979	Kenston	0	West Geauga	7	L
1979	Kenston	6	Orange	13	L
1979	Kenston	0	Solon	0	T
1979	Kenston	12	Aurora	6	W
1979	Kenston	30	Twinsburg	7	W
1979	Kenston	22	Chardon	3	W
		141		88	6-3-1

Chagrin Valley Conference		Gorby			
1978	Kenston	17	Wickliffe	21	L
1978	Kenston	21	Conneaut	8	W
1978	Kenston	10	Madison	0	W
1978	Kenston	14	Chargin	7	W
1978	Kenston	14	West Geauga	0	W
1978	Kenston	8	Orange	21	L
1978	Kenston	7	Solon	42	L
1978	Kenston	10	Aurora	6	W
1978	Kenston	7	Twinsburg	15	L
1978	Kenston	27	Chardon	6	W
		135		126	6-4

Chagrin Valley Conference		Gorby			
1977	Kenston	15	Conneaut	6	W
1977	Kenston	46	Madison	0	W
1977	Kenston	7	West Geauga	16	L
1977	Kenston	28	Orange	0	W
1977	Kenston	13	Solon	21	L
1977	Kenston	38	Aurora	0	W
1977	Kenston	7	Twinsburg	25	L
1977	Kenston	9	Chardon	13	L
1977	Kenston	7	Chargin	12	L
1977	Kenston	9	Wickliffe	0	W
		179		93	5-5

Chagrin Valley Conference		Gorby			
1976	Kenston	28	Conneaut	14	W
1976	Kenston	14	Madison	0	W
1976	Kenston	15	West Geauga	13	L
1976	Kenston	12	Orange	14	L
1976	Kenston	13	Solon	27	L
1976	Kenston	53	Aurora	0	W
1976	Kenston	18	Twinsburg	7	W
1976	Kenston	3	Chardon	0	W
1976	Kenston	0	Chargin	17	L
1976	Kenston	7	Wickliffe	0	W
		163		93	6-4

Chagrin Valley Conference		Gorby			
1975	Kenston	14	Conneaut	0	W
1975	Kenston	20	Madison	7	W
1975	Kenston	0	Orange	0	T
1975	Kenston	7	Solon	19	L
1975	Kenston	38	Aurora	0	W
1975	Kenston	28	Twinsburg	0	W
1975	Kenston	34	Chardon	0	W
1975	Kenston	0	Chargin	7	L
1975	Kenston	24	West Geauga	22	W
1975	Kenston	0	Rittman	0	T
		165		55	6-2-2

Chagrin Valley Conference		Gorby			
1974	Kenston	17	Conneaut	0	W
1974	Kenston	19	Madison	0	W
1974	Kenston	23	Orange	21	W
1974	Kenston	0	Solon	6	L
1974	Kenston	38	Aurora	0	W
1974	Kenston	63	Twinsburg	6	W
1974	Kenston	30	Chardon	0	W
1974	Kenston	10	Chargin	7	W
1974	Kenston	14	West Geauga	0	W
1974	Kenston	36	Crestwood	3	W
		250		43	9-1

Chagrin Valley Conference		Gorby			
1973	Kenston	24	Conneaut	8	W
1973	Kenston	14	Madison	18	L
1973	Kenston	6	Solon	21	L
1973	Kenston	34	Aurora	6	W
1973	Kenston	24	Twinsburg	0	W
1973	Kenston	24	Chardon	0	W
1973	Kenston	0	Chargin	5	L
1973	Kenston	30	West Geauga	17	W
1973	Kenston	34	Orange	0	W
1973	Kenston	8	Crestwood	6	W
		198		81	7-3

★ 4 - Combined total points of the 86 and 95 championship losses ★

ALL-TIME SEASON

Chagrin Valley Conference Gorby					
1972	Kenston	16	Conneaut	14	W
1972	Kenston	8	Madison	0	W
1972	Kenston	0	Solon	0	T
1972	Kenston	18	Aurora	0	W
1972	Kenston	16	Twinsburg	6	W
1972	Kenston	6	Chardon	6	T
1972	Kenston	0	Chagrin	29	L
1972	Kenston	24	West Geauga	22	W
1972	Kenston	16	Orange	9	W
1972	Kenston	37	Crestwood	0	W
		141		86	7-2-1

Chagrin Valley Conference Bair					
1971	Kenston	20	Conneaut	0	W
1971	Kenston	40	Brooklyn	0	W
1971	Kenston	22	Aurora	20	W
1971	Kenston	42	Twinsburg	0	W
1971	Kenston	28	Chardon	0	W
1971	Kenston	6	Chargin	14	L
1971	Kenston	22	West Geauga	13	W
1971	Kenston	18	Orange	21	L
1971	Kenston	30	Solon	8	W
1971	Kenston	58	Crestwood	0	W
		286		76	8-2

Chagrin Valley Conference Bair					
1970	Kenston	22	Conneaut	6	W
1970	Kenston	16	Brooklyn	0	W
1970	Kenston	34	Aurora	0	W
1970	Kenston	52	Twinsburg	15	W
1970	Kenston	28	Canton Lehman	8	W
1970	Kenston	0	Chargin	6	L
1970	Kenston	24	West Geauga	0	W
1970	Kenston	16	Orange	21	L
1970	Kenston	12	Solon	0	W
1970	Kenston	44	Waterloo	6	W
		248		62	8-2

Chagrin Valley Conference Bair					
1969	Kenston	6	Youngstown Liberty	14	L
1969	Kenston	0	Conneaut	6	L
1969	Kenston	20	Twinsburg	0	W
1969	Kenston	14	Chardon	12	W
1969	Kenston	8	Chagrin	6	W
1969	Kenston	26	West Geauga	12	W
1969	Kenston	42	Orange	0	W
1969	Kenston	40	Solon	0	W
1969	Kenston	14	Aurora	0	W
1969	Kenston	60	Waterloo	6	W
		230		56	8-2

Chagrin Valley Conference Bair					
1968	Kenston	14	Youngstown Liberty	0	W
1968	Kenston	26	Conneaut	8	W
1968	Kenston	56	Twinsburg	6	W
1968	Kenston	8	Chardon	18	L
1968	Kenston	14	Chagrin	0	W
1968	Kenston	6	West Geauga	28	L
1968	Kenston	0	Orange	8	L
1968	Kenston	20	Solon	12	W
1968	Kenston	6	Aurora	20	L
		150		100	5-4

Chagrin Valley Conference Hrabak					
1967	Kenston	16	Aurora	14	W
1967	Kenston	24	Beachwood	14	W
1967	Kenston	14	Solon	34	L
1967	Kenston	8	Chargin	32	L
1967	Kenston	14	West Geauga	14	T
1967	Kenston	28	Twinsburg	0	W
1967	Kenston	0	Orange	8	L
1967	Kenston	14	Nordonia	44	L
		118		160	3-4-1

Chagrin Valley Conference Hrabak					
1966	Kenston	0	Wadsworth	24	L
1966	Kenston	6	Aurora	16	L
1966	Kenston	24	Beachwood	0	W
1966	Kenston	0	Solon	18	L
1966	Kenston	0	Chargin	28	L
1966	Kenston	7	West Geauga	46	L
1966	Kenston	12	Twinsburg	0	W
1966	Kenston	0	Orange	42	L
1966	Kenston	12	Nordonia	26	L
		61		200	2-7

Chagrin Valley Conference Hrabak					
1965	Kenston	6	Wadsworth	6	T
1965	Kenston	0	Aurora	7	L
1965	Kenston	14	Willoughby South	22	L
1965	Kenston	14	Chargin	27	L
1965	Kenston	16	West Geauga	41	L
1965	Kenston	10	Twinsburg	6	W
1965	Kenston	12	Orange	6	W
1965	Kenston	16	Solon	22	L
1965	Kenston	26	Our Lady of Lourdes	12	W
		114		149	3-5-1

Chagrin Valley Conference Hrabak					
1964	Kenston	14	Wadsworth	22	L
1964	Kenston	10	Aurora	12	L
1964	Kenston	8	Willoughby South	20	L
1964	Kenston	22	Chargin	20	W
1964	Kenston	12	Twinsburg	0	W
1964	Kenston	0	West Geauga	12	L
1964	Kenston	6	Orange	16	L
1964	Kenston	0	Solon	12	L
1964	Kenston	36	Our Lady of Lourdes	6	W
		108		120	3-6

Great Lakes Conference Krohn					
1963	Kenston	0	Chagrin	32	L
1963	Kenston	42	Cuyahoga Hts.	26	W
1963	Kenston	14	Kirtland	22	L
1963	Kenston	6	Newbury	15	L
1963	Kenston	18	West Geauga	0	W
1963	Kenston	22	Wadsworth	55	L
1963	Kenston	28	Burton	14	W
1963	Kenston	34	Middlefield Cardinal	14	W
1963	Kenston	8	Aurora	16	L
		172		194	4-5

Great Lakes Conference Krohn					
1962	Kenston	0	Chagrin	12	L
1962	Kenston	12	Cuyahoga Hts.	8	W
1962	Kenston	8	Kirtland	20	L
1962	Kenston	16	West Geauga	6	W
1962	Kenston	32	Burton	26	W
1962	Kenston	6	Our Lady of Lourdes	8	L
1962	Kenston	24	Newbury	6	W
1962	Kenston	8	Middlefield Cardinal	12	L
1962	Kenston	14	Aurora	16	L
		120		114	4-5

Great Lakes League Schrock					
1961	Kenston	14	Chargin	42	L
1961	Kenston	34	Newbury	14	W
1961	Kenston	14	Solon	14	T
1961	Kenston	14	West Geauga	38	L
1961	Kenston	0	Kirtland	20	L
1961	Kenston	20	Middlefield Cardinal	38	L
1961	Kenston	6	Burton	12	L
1961	Kenston	38	Lutheran East	6	W
1968	Kenston	6	Aurora	20	L
		140		184	2-5-1

TOUGHEN UP

★ 3 - State final football appearances ★



ALL-TIME SEASON

Great Lakes League Schrock					
1960	Kenston	12	Thompson	0	W
1960	Kenston	8	Chagrin	0	W
1960	Kenston	14	Newbury	8	W
1960	Kenston	8	Solon	20	L
1960	Kenston	26	West Geauga	8	W
1960	Kenston	25	Kirtland	6	W
1960	Kenston	14	Middlefield Cardinal	6	W
1960	Kenston	0	Burton	6	L
1960	Kenston	44	Cleveland Lutheran East	18	W
1960	Kenston	14	Aurora	0	W
		165		72	8-2

Gauga County League Schrock					
1959	Kenston	0	Chargin	6	L
1959	Kenston	0	Newbury	36	L
1959	Kenston	0	Alliance	12	L
1959	Kenston	8	West Geauga	32	L
1959	Kenston	44	Thompson	6	W
1959	Kenston	8	Middlefield Cardinal	36	L
1959	Kenston	16	Burton	8	W
1959	Kenston	12	Cleveland Lutheran East	14	L
1968	Kenston	6	Aurora	20	L
		88		150	2-6

Gauga County League Schrock					
1958	Kenston	22	Chargin	30	L
1958	Kenston	8	Newbury	0	W
1958	Kenston	6	Kent State UHS	12	L
1958	Kenston	12	West Geauga	34	L
1958	Kenston	46	Thompson	22	W
1958	Kenston	30	Middlefield	28	W
1958	Kenston	8	Burton	20	L
1958	Kenston	36	Cleveland Lutheran East	6	W
		168		152	4-4

Gauga County League Schrock					
1957	Kenston	19	Chargin	45	L
1957	Kenston	6	Newbury	0	W
1957	Kenston	0	Kent State UHS	33	L
1957	Kenston	0	West Geauga	20	L
1957	Kenston	6	Thompson	9	L
1957	Kenston	0	Middlefield	19	L
1957	Kenston	6	Burton	20	L
1957	Kenston	7	Ashtabula St. John	13	L
		44		159	1-7

Gauga County League Donaldson					
1956	Kenston	0	Chargin	46	L
1956	Kenston	0	Newbury	12	L
1956	Kenston	6	West Geauga	13	L
1956	Kenston	12	Thompson	13	L
1956	Kenston	0	Middlefield	21	L
1956	Kenston	13	Burton	14	L
		31		119	0-6

Gauga County League Hess					
1955	Kenston	13	Chargin	32	L
1955	Kenston	0	Newbury	19	L
1955	Kenston	32	Kirtland	20	W
1955	Kenston	6	West Geauga	0	W
1955	Kenston	28	Thompson	7	W
1955	Kenston	21	Middlefield	32	L
1955	Kenston	7	Burton	40	L
1955	Kenston	6	Aurora	13	L
		113		163	3-5

Gauga County League Hess					
1954	Kenston	0	Chargin	39	L
1954	Kenston	15	Newbury	20	L
1954	Kenston	13	West Geauga	7	W
1954	Kenston	26	Thompson	6	W
1954	Kenston	0	Middlefield	20	L
1954	Kenston	31	Burton	21	W
1954	Kenston	14	Aurora	7	W
1954	Kenston	21	Jefferson	7	W
		120		127	5-3

Gauga County League Hess					
1953	Kenston	0	Chargin	13	L
1953	Kenston	0	Newbury	0	T
1953	Kenston	0	West Geauga	27	L
1953	Kenston	33	Thompson	0	W
1953	Kenston	34	Middlefield	0	W
1953	Kenston	6	Magadore	19	L
1953	Kenston	38	Burton	0	W
1953	Kenston	7	Jefferson	18	L
		118		77	8-2

Bainbridge Bombers

Gauga County League Tucek					
1952	Bainbridge HS	31	Burton	0	W
1952	Bainbridge HS	30	Newbury	12	W
1952	Bainbridge HS	24	Middlefield	7	W
1952	Bainbridge HS	28	Newbury	12	W
1952	Bainbridge HS	20	West Geauga	6	W
1952	Bainbridge HS	47	Middlefield	6	W
		150		100	5-4

★ Most years in the OHSAA playoffs - 37 by Newark Catholic HS ★

BOMBER



2021
FOOTBALL
Team Statistics

TOUGHEN UP



YEAR BY YEAR TEAM DEFENSE STATS

Year	Rushing	Rushing Average	Passing	Passing Average	Total Opponent Offense	Total Average	TPF	TP Avg	Games
2020	1422	203.1	803	114.7	2225	317.9	169	24.2	7
2019	1580	143.6	1124	102.2	2704	245.8	136	12.3	11
2018	2290	152.6	1914	127.6	4204	280.3	251	16.7	15
2017	1978	197.8	1286	128.6	3254	325.4	213	21.3	10
2016	2377	233.7	2258	225.8	4635	463.5	386	38.6	10
2015	2449	244.9	1457	145.7	3906	390.6	307	30.7	10
2014	1369	136.9	1203	120.3	2572	257.2	180	16.4	11
2013	2234	223.4	1486	148.6	3720	372	339	30.8	11
2012	1925	192.5	1235	123.5	3160	316	295	24.6	12
2011	1597	159.7	1181	118.1	2715	271.5	241	24.1	10
2010	1505	150.5	1352	135.2	2854	285.4	210	19.1	11
2009	1462	146.2	933	93.3	2395	239.5	160	16	10
2008	1699	166.9	1579	159.9	3278	327.9	280	28	10
2007	1586	158.6	1119	111.9	2705	270.5	188	18.8	10
2006	1306	130.6	782	78.2	2088	208.8	156	15.6	10
2005	1268	126.8	1074	107.4	2342	234.2	155	15.5	10
2004	1541	154.1	1114	111.4	2642	264.2	206	20.6	10
2003	1612	162.2	1815	181.5	3427	342.7	200	20	10
2002	1296	129.6	986	98.6	2282	228.2	200	20	10
2001	1000	100	794	79.4	1794	179.4	155	15.5	10
2000	1310	131.1	837	83.7	2147	214.7	158	14.4	11
1999	1306	130.6	1066	106.6	2372	237.2	194	19.4	10
1998	1118	111.8	1125	112.5	2243	224.3	123	12.3	10
1997	1427	142.7	1102	110.2	2529	252.9	194	17.6	11
1996	1427	142.7	740	74	2167	216.7	159	15.9	10
1995	637	63.7	918	91.8	1555	155.5	73	5.2	14
1994	1331	133.1	603	60.3	1934	193.4	160	16	10
1993	718	71.8	787	78.7	1505	150.5	81	8.1	10
1992	502	56	435	48	937	104	28	2.8	10
1991	1015	113	765	65	1780	198	112	11.2	10
1990	1099	110	582	58	1681	168.1	158	15.8	10
1989	2160	216	1093	109.3	3153	315.3	235	23.5	10
1988	1456	145.6	1112	111.2	2568	256.8	103	10.3	10
1987	809	81	1131	113	1960	196	161	16.1	10
1986	587	58.7	833	83.3	1420	142	129	9.2	14
1985	1115	111.5	637	63.7	1752	175.2	103	10.3	10
1984	715	71.5	1004	100.4	1719	171.9	85	8.5	10
1983	1299	129.9	529	52.9	1828	182.8	156	15.6	10
1982	1217	121.7	611	61.1	1828	182.8	83	8.3	10
1981	731	73.1	345	34.5	1096	109.6	87	7.9	11
1980	909	90.9	808	80.8	1717	171.7	113	11.3	10
1979	1382	138.2	547	54.7	1929	192.9	88	8.8	10
1978	1456	145.6	548	54.8	2004	200.4	126	12.6	10

TOUGHEN UP



YEAR BY YEAR DEFENSE STATS

YEAR	PLAYER	SEASON TACKLES	PO TACKLES	TOTAL TACK	SACK	PO SACK	TOTAL SACK	INT	PO INT	TOTAL INT
2018	Matt Ikiodi	105	42	147	4	2	6	0	3	3
2018	Logan Vargo	102	43	145	1	0	0	0	0	0
2018	Joe Staudenbauer	105	20	125	7	0	0	0	0	0
2018	Anthony Valocchi	50	25	75	2	0	2	0	0	0
2018	Tim Matty	37	26	63	3	2	5	0	0	0
2018	Kole Jarzembak	31	29	60	0	0	0	1	0	1
2018	Mitch Sotera	28	23	51	0	1	1	0	0	0
2018	Tyler Mintz	27	20	47	0	0	0	1	5	6
2018	Nick Franklin	43	4	47	1	0	0	0	1	1
2018	Bransen Stanley	35	11	46	0	0	0	1	2	3
2018	Dorian Talley	35	9	44	0	0	0	0	1	1
2018	Max Czech	35	5	40	0	0	0	0	0	0
2018	Jake Englehart	18	15	33	5	0	5	0	0	0
2018	Branden Schroeder	20	5	25	2	0	2	0	0	0
2018	Eric Dombrowski	24	0	24	3	0	0	0	0	0
2018	Evan Frygier	10	5	15	0	0	0	0	0	0
2018	Frank DiMarco	9	2	11	0	0	0	0	0	0
2018	Connor Kramer	6	3	9	0	0	0	0	0	0
2018	J.D. Miller	8	0	8	0	0	0	0	0	0
2018	Javion Middleton	5	0	5	0	0	0	0	0	0
2018	Donald Valadez	4	0	4	0	0	0	0	0	0
2018	Michael (Sweetness) Payton	4	0	4	0	0	0	0	0	0
2018	Jack Porter	3	1	4	0	0	0	0	0	0
2018	Steve (Cowboy) Kale	3	0	3	0	0	0	0	0	0
2018	Garrett Uhlir	2	0	2	0	0	0	0	0	0
2018	Paxton Phillips	1	0	1	0	0	0	0	0	0
2018	George Sell	1	0	1	0	0	0	0	0	0
2018	Jonathan Abbarno	1	0	1	0	0	0	0	0	0
2018	Justin Schroeder	1	0	0	0	0	0	0	0	0
2018	Kory LeHue	1	0	0	0	0	0	0	0	0
2018	Nick Cowoski	1	0	0	0	0	0	0	0	0
2018	Joe Martin	1	0	0	0	0	0	0	0	0
2018	Branden (Indiana) Krupp	1	0	0	0	0	0	0	0	0
2017	Nick Dombrowski	50	0	0	0	0	0	4	0	4
2017	Tyler Mintz	35	0	0	0	0	0	3	0	3
2017	Kee-Shaun Merrill	10	0	0	0	0	0	3	0	3
2017	Matt Ikiodi	67	0	0	3	0	0	2	0	2
2017	Nick Franklin	48	0	0	0	0	0	2	0	2
2017	Sam Leygraaf	59	0	0	1	0	0	1	0	1
2017	Bransen Stanley	23	0	0	1	0	0	1	0	1
2017	Connor Kure	63	0	0	4	0	0	0	0	0
2017	Parker Deuley	34	0	0	3	0	0	0	0	0
2017	Logan Vargo	58	0	0	1	0	0	0	0	0
2017	Joe Staudenbauer	53	0	0	1	0	0	0	0	0
2017	Brandon Oakes	13	0	0	1	0	0	0	0	0
2017	Jake Englehart	19	0	0	0	0	0	0	0	0

YEAR	PLAYER	SEASON TACKLES	PO TACKLES	TOTAL TACK	SACK	PO SACK	TOTAL SACK	INT	PO INT	TOTAL INT
2017	Tim Matty	13	0	0	0	0	0	0	0	0
2017	Mitch Sotera	9	0	0	0	0	0	0	0	0
2017	Austin Safko	7	0	0	0	0	0	0	0	0
2017	Tyler Kestranek	6	0	0	0	0	0	0	0	0
2017	Javion Middleton	5	0	0	0	0	0	0	0	0
2017	D.J. Delamette	5	0	0	0	0	0	0	0	0
2017	Max Czech	4	0	0	0	0	0	0	0	0
2017	Jeremiah Jones	4	0	0	0	0	0	0	0	0
2017	Jack Porter	4	0	0	0	0	0	0	0	0
2017	Carson Brown	3	0	0	0	0	0	0	0	0
2017	Mike Adams	3	0	0	0	0	0	0	0	0
2017	Kole Jarzembak	2	0	0	0	0	0	0	0	0
2017	Eric Dombrowski	2	0	0	0	0	0	0	0	0
2017	Connor Kramer	2	0	0	0	0	0	0	0	0
2017	Patrick Vanderbilt	1	0	0	0	0	0	0	0	0
2017	Chase King	1	0	0	0	0	0	0	0	0
2017	Blake Torres	1	0	0	0	0	0	0	0	0
2017	Harris Skaramagas	1	0	0	0	0	0	0	0	0
2017	Todd Gruden	1	0	0	0	0	0	0	0	0
2017	Matt Fecko	1	0	0	0	0	0	0	0	0
2017	Branden Schroeder	0	0	0	0	0	0	0	0	0
2016	Tyler Mintz	31	0	0	0	0	0	3	0	3
2016	Sam Leygraaf	29	0	0	1	0	0	1	0	1
2016	Dorian Talley	24	0	0	0	0	0	1	0	1
2016	Spencer Zak	40	0	0	4	0	0	0	0	0
2016	Dylan Borland	16	0	0	3	0	0	0	0	0
2016	Nick Hanna	30	0	0	2	0	0	0	0	0
2016	Christian Lamont	20	0	0	1	0	0	0	0	0
2016	Connor Kure	70	0	0	0	0	0	0	0	0
2016	Joe Staudenbauer	32	0	0	0	0	0	0	0	0
2016	Scott Sciuva	30	0	0	0	0	0	0	0	0
2016	Matt Ikiodi	25	0	0	0	0	0	0	0	0
2016	Michael Swartz	23	0	0	0	0	0	0	0	0
2016	Jacob Deuley	22	0	0	0	0	0	0	0	0
2016	Caleb Dancy	21	0	0	0	0	0	0	0	0
2016	Jack Porter	17	0	0	0	0	0	0	0	0
2016	Nick Dombrowski	12	0	0	0	0	0	0	0	0
2016	Cole Jarzembak	6	0	0	0	0	0	0	0	0
2016	Drew Kowalczyk	6	0	0	0	0	0	0	0	0
2016	Tyler Walters	6	0	0	0	0	0	0	0	0
2016	Nick Franklin	5	0	0	0	0	0	0	0	0
2016	Jacob Sapolin	5	0	0	0	0	0	0	0	0
2016	Austin Safko	4	0	0	0	0	0	0	0	0
2016	Dylan Hayko	3	0	0	0	0	0	0	0	0
2016	Mike Lesher	3	0	0	0	0	0	0	0	0
2016	Keyshawn Merrill	3	0	0	0	0	0	0	0	0

TOUGHEN UP



YEAR BY YEAR DEFENSE STATS

YEAR	PLAYER	SEASON TACKLES	PO TACKLES	TOTAL TACK	SACK	PO SACK	TOTAL SACK	INT	PO INT	TOTAL INT
2016	Brad Verbek	3	0		0			0		
2016	Frank DiMarco	2	0		0			0		
2016	Bransen Stanley	2	0		0			0		
2016	James Thigpen	2	0		0			0		
2016	Jimmy Burg	1	0		0			0		
2016	Connor Kramer	1	0		0			0		
2016	Alex Robarge	1	0		0			0		
2016	Mitch Sattara	1	0		0			0		
2016	Logan Vargo	1	0		0			0		
2015	Mikey Thigpen	44	0		0			3		
2015	Payton Holsinger	36	0		0			1		
2015	Charlie Randall	33	0		0			1		
2015	Colin Kure	121	0		5			0		
2015	Matt Shell	49	0		3			0		
2015	Dylan Borland	26	0		3			0		
2015	Zach Silbermann	13	0		3			0		
2015	Nick Hanna	33	0		2			0		
2015	Sam Slezak	49	0		1.5			0		
2015	Ro'mayle Terry	56	0		1			0		
2015	Ryan Cozzens	28	0		1			0		
2015	Caleb Dancy	20	0		1			0		
2015	Cole Maniglia	19	0		0.5			0		
2015	Cordell Holmes	33	0		0			0		
2015	Theo Stokes	27	0		0			0		
2015	Spencer Zak	16	0		0			0		
2015	Parker Deuley	14	0		0			0		
2015	Gino Colavecchio	12	0		0			0		
2015	Austin Yeary	10	0		0			0		
2015	Kyle Richter	10	0		0			0		
2015	Scott Sciuva	9	0		0			0		
2015	Austin Safko	7	0		0			0		
2015	Tyler Walters	6	0		0			0		
2015	Christian Cassaro	6	0		0			0		
2015	Barrett Weber	4	0		0			0		
2015	Noah Lewis	3	0		0			0		
2015	Mike Cima	3	0		0			0		
2015	McKade Hatfield	3	0		0			0		
2015	Matt Klodi	2	0		0			0		
2015	Ryan Toft	1	0		0			0		
2015	Brandon Schroeder	1	0		0			0		
2015	Parker Odula	1	0		0			0		
2014	Zach Silbermann	104	10	114	7	0	7	0	0	0
2014	Josh Hummer	86	5	91	0	0	0	0	0	0
2014	Jeremy Wyers	76	10	86	0	0	0	2	1	3
2014	Colin Kure	71	11	82	6	0	6	1	0	1
2014	Lovell Spruce	56	10	66	10	0	10	0	0	0

YEAR	PLAYER	SEASON TACKLES	PO TACKLES	TOTAL TACK	SACK	PO SACK	TOTAL SACK	INT	PO INT	TOTAL INT
2014	Will Bush	51	4	55	12	0	12	1	0	1
2014	Parker Deuley	33	7	40	0	0	0	1	0	1
2014	Ryan Cozzens	26	7	33	0	0	0	1	0	1
2014	Ben Blazek	27	1	28	2	0	2	0	0	0
2014	Romayle Terry	24	0	24	0	0	0	0	0	0
2014	Max Seewald	21	0	21	0	0	0	2	0	2
2014	Charlie Randall	21	0	21	0	0	0	1	0	1
2014	Dylan Borland	17	0	17	3	0	3	0	0	0
2014	Nick Sirna	16	0	16	1	0	1	0	0	0
2014	Mike Kruger	16	0	16	0	0	0	0	0	0
2014	Jake Silbermann	7	2	9	0	0	0	0	0	0
2014	Sam Slezak	3	2	5	1	0	1	0	0	0
2014	Mike Nero	5	0	5	0	0	0	0	0	0
2014	James Thigpen	2	2	4	0	0	0	0	0	0
2014	Cordell Holmes	3	0	3	0	0	0	0	0	0
2014	Kyle Richter	3	0	3	0	0	0	0	0	0
2014	Austin Yeary	3	0	3	0	0	0	0	0	0
2014	Mike Shahan	2	0	2	0	0	0	0	0	0
2014	Theo Stokes	2	0	2	0	0	0	0	0	0
2014	J. Weemhoff	2	0	2	0	0	0	0	0	0
2014	Kyle Aphasgo	1	0	1	0	0	0	0	0	0
2014	Ben DeFranco	1	0	1	0	0	0	0	0	0
2014	Cole Maniglia	1	0	1	0	0	0	0	0	0
2014	Matt Shell	1	0	1	0	0	0	0	0	0
2014	Mikey Thigpen	1	0	1	0	0	0	0	0	0
2014	Taylor Beasley	8	0	0	0	0	0	0	0	0
2014	Nick Hanna	5	0	0	0	0	0	0	0	0
2013	Sam Gambatese	105	7	112	3	0	3	0	0	0
2013	Zach Silbermann	95	8	103	2	0	2	0	0	0
2013	Josh Hummer	79	4	83	1	0	1	1	0	1
2013	Billy McDermott	73	5	82	2	0	2	1	0	1
2013	Jeremy Wyers	75	0	75	0	0	0	2	0	2
2013	Drew Weninger	50	3	53	0	0	0	2	0	2
2013	Parker Deuley	36	4	40	0	0	0	2	0	2
2013	Anthony Hajdu	32	3	34	1	0	1	0	0	0
2013	Mike Kruger	30	0	30	1	0	1	0	0	0
2013	Lovell Spruce	22	0	22	2	0	2	0	0	0
2013	Duncan Bauer	19	0	19	0	0	0	0	0	0
2013	Charlie Randall	16	1	17	0	0	0	0	0	0
2013	Rudy Rosznyai	14	1	15	4	0	4	0	0	0
2013	Will Bush	12	2	14	3	0	3	0	0	0
2013	Colin Kure	7	3	10	0	0	0	0	0	0
2013	Anthony Martin	9	0	9	0	0	0	0	0	0
2013	David Clayton	7	2	9	0	0	0	0	0	0
2013	Pedro Velasco	7	1	8	0	0	0	2	0	2
2013	Mitch Lyon	6	0	6	0	0	0	0	0	0

TOUGHEN UP

*Individual defensive stats only available from 2012 to present

YEAR BY YEAR DEFENSE STATS

YEAR	PLAYER	SEASON TACKLES	PD TACKLES	TOTAL TACK	SACK	PD SACK	TOTAL SACK	INT	PD INT	TOTAL INT
2013	Austin Yeary	6	0	6	0	0	0	0	0	0
2013	Alan Fryger	5	0	5	0	0	0	0	0	0
2013	Nick Lewis	5	0	5	0	0	0	0	0	0
2013	McKade Hatfield	2	3	5	0	0	0	0	0	0
2013	Jake Silbermann	3	0	3	0	0	0	0	0	0
2013	Sal Barbarotta	2	0	2	0	0	0	0	0	0
2013	Ryan Cozzens	2	0	2	0	0	0	0	0	0
2013	Peyton Holsinger	2	0	2	0	0	0	0	0	0
2013	Mikey Bell	1	0	1	0	0	0	0	0	0
2013	Von Houk	1	0	1	0	0	0	0	0	0
2013	Sam Johnson	1	0	1	0	0	0	0	0	0
2013	Sam Slezak	1	0	1	0	0	0	0	0	0
2013	Braden Wyers	1	0	1	0	0	0	0	0	0
2012	Adam Gray	85	20	105	1	0	1	0	0	0
2012	Andrew Soltay	83	13	96	2	0	2	1	0	1
2012	Sean O'Connor	55	26	81	0.5	0	0.5	0	0	0
2012	Ryan Snedeker	66	12	78	6.5	3	9.5	0	0	0
2012	Ryan Malik	53	20	73	2	1	3	0	0	0
2012	Guy Leygraaf	68	4	72	0	0	0	0	0	0
2012	Jesse Phan	55	14	69	0	0	0	4	1	5
2012	Billy McDermott	24	14	38	1	0	1	0	0	0
2012	Russ Lewis	28	7	35	3	0	3	0	0	0
2012	Mike Kruger	31	3	34	4	0	4	0	0	0

YEAR	PLAYER	SEASON TACKLES	PD TACKLES	TOTAL TACK	SACK	PD SACK	TOTAL SACK	INT	PD INT	TOTAL INT
2012	Drew Weninger	19	11	30	0	0	0	0	0	0
2012	Sam Gambatese	22	0	22	0	0	0	0	0	0
2012	Pedro Velasco	18	2	20	0	0	0	1	0	1
2012	Dylan Johnson	19	0	19	1	0	1	0	0	0
2012	Josh Hummer	13	0	13	0	0	0	0	0	0
2012	Justin Abbarno	9	0	9	0	0	0	0	0	0
2012	Charlie Randall	7	0	7	0	0	0	0	0	0
2012	Zach Silbermann	6	0	6	0	0	0	0	0	0
2012	Anthony Martin	5	0	5	0	0	0	0	0	0
2012	David Clayton	4	0	4	0	0	0	0	0	0
2012	Jake Silbermann	4	0	4	0	0	0	0	0	0
2012	Duncan Bauer	3	0	3	0	0	0	0	0	0
2012	Jack Quigley	3	0	3	0	0	0	0	0	0
2012	Dan Rees	3	0	3	0	0	0	0	0	0
2012	Justin Baker	2	0	2	0	0	0	0	0	0
2012	Eric Hoefler	2	0	2	0	0	0	0	0	0
2012	Austin Laconti	2	0	2	0	0	0	0	0	0
2012	Rudy Rosznyai	2	0	2	0	0	0	0	0	0
2012	Parker Deuley	1	0	1	0	0	0	0	0	0
2012	Anthony Hajdu	1	0	1	0	0	0	0	0	0
2012	Ken Holland	1	0	1	0	0	0	0	0	0
2012	Colin Kure	1	0	1	0	0	0	0	0	0

*Individual defensive stats only available from 2012 to present

TOUGHEN UP



TOP 20 TEAM DEFENSE

TOP 20 TEAM RUSHING		
YEAR	RUSHING	GAMES
1992	502	10
1986	587	14
1995	637	14
1984	715	10
1993	718	10
1981	731	11
1987	809	10
1980	909	10
2001	1000	10
1991	1015	10
1990	1099	10
1985	1115	10
1998	1118	10
1982	1217	10
2005	1268	10
2002	1296	10
1983	1299	10
2006	1306	10
1999	1306	10
2000	1310	11

TOP 20 TEAM PASSING		
YEAR	PASSING	GAMES
1981	345	11
1992	435	10
1983	529	10
1979	547	10
1978	548	10
1990	582	10
1994	603	10
1982	611	10
1985	637	10
1996	740	10
1991	765	10
2006	782	10
1993	787	10
2001	794	10
2020	803	7
1980	808	10
1986	833	14
2000	837	11
1995	918	14
2009	933	10

TOP 20 TEAM TOTAL YARDS		
YEAR	TOTAL OPPONENT OFFENSE	GAMES
1992	937	10
1981	1096	11
1986	1420	14
1993	1505	10
1995	1555	14
1990	1681	10
1980	1717	10
1984	1719	10
1985	1752	10
1991	1780	10
2001	1794	10
1983	1828	10
1982	1828	10
1979	1929	10
1994	1934	10
1987	1960	10
1978	2004	10
2006	2088	10
2000	2147	11
1996	2167	10

TOP 20 TEAM TOTAL POINTS		
YEAR	TPA	GAMES
1992	28	10
1995	73	14
1993	81	10
1982	83	10
1984	85	10
1981	87	11
1979	88	10
1988	103	10
1985	103	10
1991	112	10
1980	113	10
1998	123	10
1978	126	10
1986	129	14
2019	136	11
2005	155	10
2001	155	10
2006	156	10
1983	156	10
2000	158	11

TOP 20 TEAM RUSHING AVG	
YEAR	RUSHING AVERAGE
1992	56
1986	58.7
1995	63.7
1984	71.5
1993	71.8
1981	73.1
1987	81
1980	90.9
2001	100
1990	110
1985	111.5
1998	111.8
1991	113
1982	121.7
2005	126.8
2002	129.6
1983	129.9
2006	130.6
1999	130.6
2000	131.1

TOP 20 TEAM PASSING AVG	
YEAR	PASSING AVERAGE
1981	34.5
1992	48
1983	52.9
1979	54.7
1978	54.8
1990	58
1994	60.3
1982	61.1
1985	63.7
1991	65
1996	74
2006	78.2
1993	78.7
2001	79.4
1980	80.8
1986	83.3
2000	83.7
1995	91.8
2009	93.3
2002	98.6

TOP 20 TEAM TOTAL YARDS AVG	
YEAR	TOTAL YARDS AVERAGE
1992	104
1981	109.6
1986	142
1993	150.5
1995	155.5
1990	168.1
1980	171.7
1984	171.9
1985	175.2
2001	179.4
1983	182.8
1982	182.8
1979	192.9
1994	193.4
1987	196
1991	198
1978	200.4
2006	208.8
2000	214.7
1996	216.7

TOP 20 TEAM TOTAL POINTS AVG	
YEAR	POINTS PER GAME AVERAGE
1992	2.8
1995	5.2
1981	7.9
1993	8.1
1982	8.3
1984	8.5
1979	8.8
1986	9.2
1988	10.3
1985	10.3
1991	11.2
1980	11.3
2019	12.3
1998	12.3
1978	12.6
2000	14.4
2005	15.5
2001	15.5
2006	15.6
1983	15.6

TOUGHEN UP

YEAR BY YEAR TEAM OFFENSE STATS

Year	Rushing	Rushing Average	Passing	Passing Average	Total Offense	Total Average	TPF	TP Avg	Games
2020	783	111.9	1028	146.9	1811	258.7	139	19.9	7
2019	1828	166.2	2289	208.1	4117	374.3	368	33.4	11
2018	3407	227.1	3032	202.2	6439	429.3	605	40.3	15
2017	2150	215	1843	184.3	3993	399.3	365	36.5	10
2016	1366	136.6	1537	157.3	2903	290.3	189	18.9	10
2015	1847	184.7	1425	142.5	3272	322.7	205	20.5	10
2014	1815	181.5	2122	212.2	3937	393.7	373	33.9	11
2013	2328	232.8	1775	177.5	4108	410.8	340	30.9	11
2012	2461	246.1	1195	119.5	3656	365.6	395	32.9	12
2011	2444	244.4	891	89.1	3335	333.5	269	26.9	10
2010	2607	260.7	662	66.2	3269	326.9	275	25	10
2009	2034	203.4	754	75.4	2788	278.8	195	19.5	10
2008	1292	129.2	170	17	1462	146.2	100	10	10
2007	1758	175.8	1601	160.1	3359	335.9	280	28	10
2006	1613	181.3	986	98.6	2799	279.9	227	22.7	10
2005	1921	192.1	883	88.3	2804	280.4	235	23.5	10
2004	1401	140.1	875	87.5	2276	227.6	156	15.6	10
2003	876	87.6	1380	130.8	2256	225.6	176	17.6	10
2002	1553	155.3	1584	158.4	3137	313.7	229	22.9	10
2001	1959	195.9	1534	153.4	3493	349.3	225	22.5	10
2000	1645	164.5	1059	105.9	2704	270.4	171	15.5	11
1999	1507	150.7	734	73.4	2241	224.1	100	10	10
1998	1478	147.8	1311	131.1	2789	278.9	167	16.7	10
1997	2287	228.7	1142	114.2	3429	342.9	191	17.4	11
1996	1363	136.3	1039	103.9	2402	240.2	147	14.7	10
1995	2313	231.3	834	83.4	3147	314.7	257	18.4	14
1994	1685	168.5	968	96.8	2653	265.3	171	17.1	10
1993	1654	165.4	578	57.8	2232	223.2	143	14.3	10
1992	1550	172	872	87.2	2422	269.1	208	20.8	10
1991	1763	196	519	51.8	2252	253.6	150	15	10
1990	1190	119	346	34.6	1536	153.6	113	11.3	10
1989	1095	109.5	323	32.3	1318	131.8	95	9.5	10
1988	1952	195.5	532	53.2	2484	248.4	157	15.7	10
1987	2344	234	729	72.9	3072	307.3	172	17.2	10
1986	1938	193.8	653	65.3	2591	259.1	267	19.1	14
1985	1207	120.7	777	77.7	1914	191.4	113	11.3	10
1984	2614	261.4	622	62.2	3236	323.6	208	20.8	10
1983	2106	210.6	917	91.7	3023	302.3	205	20.5	10
1982	1337	133.7	686	68.6	2023	202.3	117	11.7	10
1981	1632	163.2	750	75	2382	238.2	207	18.8	11
1980	1709	170.9	761	76.1	2470	247	146	14.6	10
1979	1711	171.1	375	37.5	2086	208.6	141	14.1	10
1978	1573	157.3	857	85.7	2430	243	135	13.5	10

TOUGHEN UP



TOP 20 TEAM OFFENSE

TOP 20 TEAM RUSHING		
YEAR	RUSHING	GAMES
2018	3407	15
2010	2607	10
2012	2461	12
2011	2444	10
2013	2328	11
2017	2150	10
2009	2034	10
2001	1959	10
2005	1921	10
2015	1847	10
2019	1828	11
2014	1815	11
2007	1758	10
2000	1645	11
2006	1613	10
2002	1553	10
1999	1507	10
2004	1401	10
2016	1366	10
2008	1292	10

TOP 20 TEAM PASSING		
YEAR	PASSING	GAMES
2018	3032	15
2019	2289	11
2014	2122	11
2017	1843	10
2013	1775	11
2007	1601	10
2002	1584	10
2016	1537	10
2001	1534	10
2015	1425	10
2003	1380	10
1998	1311	10
2012	1195	12
1997	1142	11
2000	1059	11
1996	1039	10
2020	1028	7
2006	986	10
1994	968	10
1983	917	10

TOP 20 TEAM TOTAL YARDS		
YEAR	TOTAL OFFENSE	GAMES
2018	6439	15
2019	4117	11
2013	4108	11
2017	3993	10
2014	3937	11
2012	3656	12
2001	3493	10
1997	3429	11
2007	3359	10
2011	3335	10
2015	3272	10
2010	3269	10
1984	3236	10
1995	3147	14
2002	3137	10
1987	3072	10
1983	3023	10
2016	2903	10
2005	2804	10
2006	2799	10

TOP 20 TEAM TOTAL POINTS		
YEAR	TPF	GAMES
2018	605	15
2012	395	12
2014	373	11
2019	368	11
2017	365	10
2013	340	11
2007	280	10
2010	275	10
2011	269	10
1986	267	14
1995	257	14
2005	235	10
2002	229	10
2006	227	10
2001	225	10
1992	208	10
1984	208	10
1981	207	11
2015	205	10
1983	205	10

TOP 20 TEAM RUSHING AVG	
YEAR	RUSHING AVERAGE
1984	261.4
2010	260.7
2012	246.1
2011	244.4
1987	234
2013	232.8
1995	231.3
1997	228.7
2018	227.1
2017	215
1983	210.6
2009	203.4
1991	196
2001	195.9
1988	195.5
1986	193.8
2005	192.1
2015	184.7
2014	181.5
2006	181.3

TOP 20 TEAM PASSING AVG	
YEAR	PASSING AVERAGE
2014	212.2
2019	208.1
2018	202.2
2017	184.3
2013	177.5
2007	160.1
2002	158.4
2016	157.3
2001	153.4
2020	146.9
2015	142.5
1998	131.1
2003	130.8
2012	119.5
1997	114.2
2000	105.9
1996	103.9
2006	98.6
1994	96.8
1983	91.7

TOP 20 TEAM TOTAL YARDS AVG	
YEAR	TOTAL YARDS AVERAGE
2018	429.3
2013	410.8
2017	399.3
2014	393.7
2019	374.3
2012	365.6
2001	349.3
1997	342.9
2007	335.9
2011	333.5
2010	326.9
1984	323.6
2015	322.7
1995	314.7
2002	313.7
1987	307.3
1983	302.3
2016	290.3
2005	280.4
2006	279.9

TOP 20 TEAM TOTAL POINTS AVG	
YEAR	POINTS PER GAME AVERAGE
2018	40.3
2017	36.5
2014	33.9
2019	33.4
2012	32.9
2013	30.9
2007	28
2011	26.9
2010	25
2005	23.5
2002	22.9
2006	22.7
2001	22.5
1992	20.8
1984	20.8
2015	20.5
1983	20.5
2020	19.9
2009	19.5
1986	19.1

TOUGHEN UP

BOMBER



TOUGHEN UP

2021

FOOTBALL

Individual Statistics



YEAR-BY-YEAR RUSHING STATS

Year	Name	Games	Attempts	Yards	TD	Single Game High
2020	Stanley Sell	7	136	572	6	189
2020	Nikko Georgeiou	7	34	210	0	72
2020	JP Germano	7	10	11	0	9
2019	Jack Porter	11	211	1149	12	187
2019	Jon Tomcufcik	11	55	369	6	94
2019	Tyler Mintz	11	25	172	1	53
2019	Javion Middleton	11	6	60	1	40
2019	Stanley Sell	11	13	48	1	28
2019	Joe Martin	11	8	30	1	20
2018	Jack Porter	15	416	2429	32	290
2018	Jon Tomcufcik	15	85	516	15	107
2018	Stanley Sell	15	50	203	2	68
2018	Tyler Mintz	15	16	109	2	37
2018	Bransen Stanley	15	15	99	2	22
2018	Jayvion Middleton	15	20	42	1	19
2017	Jack Porter	10	238	1447	22	233
2017	Kee-Shaun Merrill	10	33	255	4	87
2017	Jon Tomcufcik	10	65	215	3	47
2016	James Thigpen	10	149	702	11	213
2016	Brad Verbic	10	104	327	4	99
2016	Jimmy Burg	10	52	233	2	53
2015	Parker Gdula	10	153	870	8	162
2015	James Thigpen	10	97	406	3	138
2015	Ben Defranco	10	55	254	3	72
2014	James Thigpen	11	164	1004	13	188
2014	Parker Gdula	11	87	428	7	61
2014	Jake Silbermann	11	61	261	4	87
2014	Jeremy Wyers	11	34	120	5	49
2013	Pedro Velasco	11	198	1197	15	174
2013	Jake Silbermann	11	65	443	6	183
2013	James Thigpen	11	38	316	3	160
2013	Parker Gdula	11	62	282	5	73
2012	Darryl Richards	12	175	1244	14	229
2012	Nick Lombardy	12	193	1033	19	235
2012	Jeremy Wyers	12	68	503	5	123
2012	Jake Silbermann	12	17	97	2	49
2011	Nick Lombardy	10	182	1040	9	171
2011	Austin Zachem	10	122	556	9	80
2011	Michael Braun	10	81	418	6	104
2010	Pat Porter	11	191	1121	14	265
2010	Percy Johnson	11	113	707	7	182

Year	Name	Games	Attempts	Yards	TD	Single Game High
2010	Austin Zachem	11	78	321	8	90
2009	Pat Porter	10	213	1103	12	218
2009	Jimmy Tomcufcik	10	61	386	1	149
2009	Kyle Weninger	10	51	64	7	73
2008	Jimmy Tomcufcik	10	107	501	3	68
2008	Pat Porter	10	61	346	2	74
2008	Justin Brownlow	10	65	232	2	61
2007	Dan Olgetree	10	141	827	9	195
2007	Brett Tevepough	10	90	323	8	NA
2007	Dreadnaught Stubbs	10	14	95	0	NA
2006	Mike Fisher	10	136	833	14	117
2006	Mike Silla	10	76	425	3	NA
2006	Justin Debaggis	10	44	172	2	NA
2006	Dan Olgetree	10	11	92	2	NA
2005	Ross Alberts	10	184	1037	8	237
2005	Justin Debaggis	10	76	408	5	107
2005	Mike Fisher	10	34	144	2	124
2005	Brett Tevepough	10	17	37	0	NA
2004	Brandon Rudolf	10	126	604	2	102
2004	Terry Love	10	119	494	6	56
2003	Anton Narinskiy	10	139	740	8	126
2002	Andy Harsh	10	205	995	10	160
2002	Craig Monne	10	49	534	3	NA
2002	Chris Blouir	10	22	118	2	NA
2002	Ryan Tevepough	10	10	101	2	NA
2001	Andy Harsh	10	120	909	11	215
2001	Joe Motley	10	47	359	2	NA
2001	Matt Phillips	10	46	296	2	NA
2000	Andy Harsh	11	167	883	10	137
2000	Mike Moran	11	103	490	4	NA
2000	Aaron Martin	11	21	115	1	NA
2000	Matt Phillips	11	41	45	0	NA
1999	Joe Motley	10	131	577	5	NA
1999	Gary Rabatin	10	88	568	2	NA
1999	Paul Noble	10	24	159	2	NA
1999	Adreil Fraizer	10	40	137	1	NA
1998	Ryan Reardon	10	154	845	3	129
1998	Ladi Williams	10	59	257	3	NA
1998	Paul Noble	10	44	224	1	NA
1998	Adreil Fraizer	10	23	109	4	NA
1997	Mike Murton	11	120	819	7	117

TOUGHEN UP



YEAR-BY-YEAR RUSHING STATS

Year	Name	Games	Attempts	Yards	TD	Single Game High
1997	Peter Hayes	11	91	675	8	153
1997	Nate Nosal	11	58	451	2	110
1997	Ryan Reardon	11	72	351	2	75
1996	Mike Murton	10	141	661	3	NA
1996	Peter Hayes	10	66	319	1	NA
1996	Ray Berry	10	52	240	1	NA
1996	Brian Shellito	10	18	188	1	NA
1995	Andy Rule	14	229	1420	9	237
1995	John Wervey	14	171	851	7	NA
1995	Mark Lieberth	14	67	331	0	NA
1995	Mike Murton	14	29	139	2	NA
1994	John Wervey	10	101	610	6	NA
1994	Andy Rule	10	115	531	6	NA
1994	Mark Lieberth	10	23	109	0	NA
1993	Todd Bush	10	134	846	12	143
1993	Wes Rule	10	118	437	2	NA
1993	Andy Rule	10	36	181	3	NA
1992	Tom Gabram	10	147	808	14	135
1992	Todd Bush	10	105	525	4	NA
1991	Tom Gabram	10	202	1044	7	233
1991	Dan Mazzulo	10	39	267	2	NA
1991	Damon Mintz	10	38	153	7	NA
1990	Tom Gabram	10	166	637	2	NA
1990	Calvin Long	10	115	424	4	NA
1990	Damon Mintz	10	31	119	2	NA
1989	Jason Schierling	10	180	468	4	92
1989	Damon Mintz	10	158	398	7	100
1989	Calvin Long	10	65	179	2	60
1988	Judd Mintz	10	196	1028	11	189
1988	Clifford Thigpen	10	63	316	0	NA
1988	Joe Sanders	10	25	131	0	NA
1987	Ken McClintock	10	261	1471	16	271
1987	Mike Dinallo	10	91	430	7	NA
1987	Paul Schell	10	53	235	2	NA
1986	Ken McClintock	14	281	1652	12	232
1986	Tony Rhea	14	87	513	2	NA
1986	Andy Gurd	14	55	323	5	154
1985	Ken McClintock	10	147	625	7	NA
1984	Jeff Klie	10	191	1196	10	142
1984	Dave Randall	10	120	505	5	NA
1984	Chris Lencewicz	10	73	466	6	NA

Year	Name	Games	Attempts	Yards	TD	Single Game High
1983	Hank Newman	10	147	828	9	138
1983	Dave Randall	10	88	350	1	NA
1983	Scott Sell	10	63	243	2	NA
1982	Jeff Weemhoff	10	102	645	5	141
1982	Hank Newman	10	71	424	4	NA
1981	Shaun Walker	11	87	552	7	NA
1981	Denny Bisesi	11	126	547	3	NA
1980	Shaun Walker	10	142	738	3	NA
1980	Denny Bisesi	10	86	474	2	NA
1979	Bill Mitchell	10	86	490	3	117
1979	Ricky Huckabee	10	70	460	2	117
1979	Denny Bisesi	10	81	357	5	121
1978	Bob Simpson	10	121	641	1	109
1978	John Mitchell	10	133	532	5	102
1978	Terry Dynowski	10	57	218	3	48
1977	Curlin Beck	10	170	1267	9	218
1976	Curlin Beck	10	150	974	7	156

TOUGHEN UP



TOP 20 RUSHING

TOP 20 RUSHING YARDS SEASON

YEAR	NAME	YARDS	GAMES
2018	Jack Porter	*2429	15
1986	Ken McClintock	1652	14
1987	Ken McClintock	1471	10
2017	Jack Porter	1447	10
1995	Andy Rule	1420	14
1977	Curlin Beck	1267	10
2012	Darryl Richards	1244	12
2013	Pedro Velasco	1197	11
1984	Jeff Klie	1196	10
2019	Jack Porter	1149	11
2010	Pat Porter	1121	11
2009	Pat Porter	1103	10
1991	Tom Gabram	1044	10
2011	Nick Lombardy	1040	10
2005	Ross Alberts	1037	10
2012	Nick Lombardy	1033	12
1988	Judd Mintz	1028	10
2014	James Thigpen	1004	11
2002	Andy Harsh	995	10
1976	Curlin Beck	974	10

TOP 20 RUSHING ATTEMPTS SEASON

YEAR	NAME	ATTEMPTS	GAMES
2018	Jack Porter	*416	15
1986	Ken McClintock	281	14
1987	Ken McClintock	261	10
2017	Jack Porter	238	10
1995	Andy Rule	229	14
2009	Pat Porter	213	10
2019	Jack Porter	210	11
2002	Andy Harsh	205	10
1991	Tom Gabram	202	10
2013	Pedro Velasco	198	11
1988	Judd Mintz	196	10
2012	Nick Lombardy	193	12
2010	Pat Porter	191	11
1984	Jeff Klie	191	10
2005	Ross Alberts	184	10
2011	Nick Lombardy	182	10
1989	Jason Schierling	180	10
2012	Darryl Richards	175	12
1995	John Wervey	171	14
1977	Curlin Beck	170	10

TOP 20 RUSHING TD SEASON

YEAR	NAME	TD	GAMES
*2018	Jack Porter	*32	15
2017	Jack Porter	22	10
2012	Nick Lombardy	19	12
1987	Ken McClintock	16	10
2013	Pedro Velasco	15	11
2018	Jon Tomcufcik	15	15
2012	Darryl Richards	14	12
2010	Pat Porter	14	11
2006	Mike Fisher	14	10
1992	Tom Gabram	14	10
2014	James Thigpen	13	11
2019	Jack Porter	12	11
2009	Pat Porter	12	10
1993	Todd Bush	12	10
1986	Ken McClintock	12	14
1988	Judd Mintz	11	10
2001	Andy Harsh	11	10
2000	Andy Harsh	10	11
1984	Jeff Klie	10	10
2002	Andy Harsh	10	10

TOP 20 RUSHING YARDS CAREER

YEAR	NAME	YARDS	GAMES
2017-2019	Jack Porter	*5025	36
1985-1987	Ken McClintock	3748	34
2000-2002	Andy Harsh	2787	31
2008-2010	Pat Porter	2570	31
2013-2016	James Thigpen	2544	42
1990-1992	Tom Gabram	2489	30
1976-1977	Curlin Beck	2241	20
1993-1995	Andy Rule	2132	34
2011-2012	Nick Lombardy	2073	22
1995-1997	Mike Murton	1619	35
2013-2015	Parker Gdula	1590	32
1994-1995	John Wervey	1448	24
1979-1981	Denny Bisesi	1378	31
1992-1993	Todd Bush	1371	20
2010-2012	Darryl Richards	1326	12
1982-1983	Hank Newman	1252	20
2013	Pedro Velasco	1197	21
1997-1998	Ryan Reardon	1196	21
1984	Jeff Klie	1196	10
1980-1981	Shaun Walker	1178	20

*NEW RECORD

TOP 20 RUSHING ATTEMPTS CAREER

YEAR	NAME	ATTEMPTS	GAMES
2017-2019	Jack Porter	*864	36
1985-1987	Ken McClintock	689	34
1990-1992	Tom Gabram	515	30
2000-2002	Andy Harsh	492	21
2008-2010	Pat Porter	465	31
2013-2016	James Thigpen	461	42
1993-1995	Andy Rule	380	34
2011-2012	Nick Lombardy	375	22
1976-1977	Curlin Beck	320	20
2013-2015	Parker Gdula	303	32
1979-1981	Denny Bisesi	293	31
1995-1997	Mike Murton	290	35
1994-1995	John Wervey	272	24
1992-1993	Todd Bush	239	20
1980-1981	Shaun Walker	229	21
1989-1991	Damon Mintz	227	30
1997-1998	Ryan Reardon	226	21
1982-1983	Hank Newman	218	20
1983-1984	Dave Randall	208	20
2018-2020	Stanley Sell	199	33

TOP 20 RUSHING TD CAREER

YEAR	NAME	TD	GAMES
2017-2019	Jack Porter	*66	36
1985-1987	Ken McClintock	35	34
2000-2002	Andy Harsh	31	31
2013-2016	James Thigpen	31	42
2008-2010	Pat Porter	28	31
2011-2012	Nick Lombardy	28	22
1990-1992	Tom Gabram	27	30
2017-2019	Jon Tomcufcik	24	36
1993-1995	Andy Rule	22	34
2013-2015	Parker Gdula	21	32
2010-2012	Darryl Richards	20	33
2010-2011	Austin Zachem	17	21
1976-1977	Curlin Beck	16	20
1992-1993	Todd Bush	16	20
2005-2006	Mike Fisher	16	20
1989-1991	Damon Mintz	16	30
2013	Pedro Velasco	16	10
1994-1995	John Wervey	13	24
1982-1983	Hank Newman	13	20
2012-2014	Jake Silbermann	13	32

TOUGHEN UP



TOP 20 RUSHING

TOP 20 RUSHING YARDS REGULAR SEASON			
YEAR	NAME	YARDS	GAMES
2018	Jack Porter	*1627	10
1987	Ken McClintock	1471	10
2017	Jack Porter	1447	10
1986	Ken McClintock	1325	10
1977	Curlin Beck	1267	10
1984	Jeff Klie	1196	10
2013	Pedro Velasco	1110	10
2010	Pat Porter	1105	10
2009	Pat Porter	1103	10
2019	Jack Porter	1068	10
1991	Tom Gabram	1044	10
2011	Nick Lombardy	1040	10
2005	Ross Alberts	1037	10
1988	Judd Mintz	1028	10
1995	Andy Rule	1001	10
2002	Andy Harsh	995	10
2012	Nick Lombardy	982	10
1976	Curlin Beck	974	10
2014	James Thigpen	948	10
2001	Andy Harsh	909	10

TOP 20 RUSHING ATTEMPTS REGULAR SEASON			
YEAR	NAME	ATTEMPTS	GAMES
2018	Jack Porter	*273	10
1987	Ken McClintock	261	10
2017	Jack Porter	238	10
2009	Pat Porter	213	10
2002	Andy Harsh	205	10
1991	Tom Gabram	202	10
1988	Judd Mintz	196	10
1986	Ken McClintock	196	10
2019	Jack Porter	190	10
1984	Jeff Klie	191	10
2005	Ross Alberts	184	10
2011	Nick Lombardy	182	10
1989	Jason Schierling	180	10
2013	Pedro Velasco	179	10
2010	Pat Porter	179	10
1977	Curlin Beck	170	10
2012	Nick Lombardy	168	10
1990	Tom Gabram	166	10
1989	Damon Mintz	158	10
1998	Ryan Reardon	154	10

TOP 20 RUSHING TD REGULAR SEASON			
YEAR	NAME	TD	GAMES
2017	Jack Porter	22	10
2018	Jack Porter	20	10
2012	Nick Lombardy	19	10
1987	Ken McClintock	16	10
2013	Pedro Velasco	14	10
2010	Pat Porter	14	10
2006	Mike Fisher	14	10
1992	Tom Gabram	14	10
1995	Andy Rule	13	10
2014	James Thigpen	12	10
2009	Pat Porter	12	10
1993	Todd Bush	12	10
2019	Jack Porter	11	10
2001	Andy Harsh	11	10
1988	Judd Mintz	11	10
2016	James Thigpen	10	10
2012	Darryl Richards	10	10
2002	Andy Harsh	10	10
1984	Jeff Klie	10	10
2018	Jon Tomcufcik	9	10

TOP 20 RUSHING YARDS PLAYOFFS			
YEAR	NAME	YARDS	GAMES
2018	Jack Porter	*802	5
1995	Andy Rule	419	4
2012	Darryl Richards	359	2
1986	Ken McClintock	327	4
1986	Andy Gurd	259	4
2018	Jon Tomcufcik	183	5
1995	John Wervey	158	4
2000	Andy Harsh	137	1
2019	Jon Tomcufcik	94	1
2018	Tyler Mintz	89	5
2013	Pedro Velasco	87	1
2019	Jack Porter	81	1
2014	Parker Gdula	72	1
1986	Tony Rhea	70	4
1995	Mark Lieberth	63	4
2020	Stanley Sell	61	2
2014	James Thigpen	56	1
2010	Percy Johnson	54	1
2012	Nick Lombardy	51	2
2018	Bransen Stanley	40	5

*NEW RECORD

TOP 20 RUSHING ATTEMPTS PLAYOFFS			
YEAR	NAME	ATTEMPTS	GAMES
2018	Jack Porter	*143	5
1995	Andy Rule	100	4
1986	Ken McClintock	85	4
1986	Andy Gurd	47	4
2012	Darryl Richards	43	2
1995	John Wervey	39	4
2018	Jon Tomcufcik	35	5
2020	Stanley Sell	28	2
2012	Nick Lombardy	25	2
2000	Andy Harsh	24	1
2019	Jack Porter	20	1
2013	Pedro Velasco	19	1
1995	Mark Lieberth	19	4
1981	Denny Bisesi	18	1
2014	Parker Gdula	15	1
2010	Percy Johnson	14	1
1986	Tony Rhea	14	4
2014	James Thigpen	13	1
2010	Pat Porter	12	1
2019	Jon Tomcufcik	11	1

TOP 20 RUSHING TD PLAYOFFS			
YEAR	NAME	TD	GAMES
2018	Jack Porter	*12	5
2018	Jon Tomcufcik	6	5
1995	Andy Rule	4	4
2012	Darryl Richards	4	2
1986	Andy Gurd	4	4
1986	Ken McClintock	3	4
2020	Stanley Sell	1	2
2019	Jon Tomcufcik	2	1
2019	Jack Porter	1	1
2018	Tyler Mintz	1	5
2018	Jayvion Middleton	1	5
2018	Stanley Sell	1	5
2014	James Thigpen	1	1
2014	Parker Gdula	1	1
2013	Pedro Velasco	1	1
2000	Andy Harsh	1	1
1997	Ryan Reardon	1	1
1995	Mark Lieberth	1	4



YEAR-BY-YEAR RECEIVING STATS

Year	Name	Games	Season Receptions	Season Yards	Season TD
2020	JP Germano	7	34	390	4
2020	Ryan Miller	7	20	147	3
2020	Carson Rivera-Gebeau	7	14	190	3
2020	Stanley Sell	7	11	128	0
2019	Tyler Mintz	11	66	1158	12
2019	Javion Middleton	11	29	494	4
2019	Ryan Miller	11	23	204	5
2019	JP Germino	11	14	182	2
2019	Jack Porter	11	7	77	1
2019	Jonathan Abbarno	11	7	64	2
2019	Carson Rivera-Gebeau	11	5	120	0
2018	Bransen Stanley	15	62	1045	11
2018	Tyler Mintz	15	53	872	11
2018	Ryan Miller	15	24	251	0
2018	Javion Middleton	15	30	664	4
2018	Jack Porter	15	15	230	1
2017	Bransen Stanley	10	33	701	9
2017	Kee-Shaun Merrill	10	33	422	3
2017	Austin Safko	10	28	292	1
2017	Tyler Mintz	10	18	353	3
2017	Jack Porter	10	7	51	0
2016	James Thigpen	10	31	427	1
2016	Kee-Shaun Merrill	10	27	445	6
2016	Bransen Stanley	10	25	333	2
2016	Austin Safko	10	16	106	0
2016	Jack Porter	10	4	21	0
2015	Christian Cassaro	10	22	230	0
2015	Bransen Stanley	10	18	231	1
2015	James Thigpen	10	16	166	1
2014	Jeremy Wyers	11	57	825	5
2014	Jake Silbermann	11	39	614	6
2014	James Thigpen	11	25	368	0
2014	Jay Weemhoff	11	24	310	2
2013	Drew Weninger	11	35	430	5
2013	Jake Silbermann	11	29	314	2
2013	Jeremy Wyers	11	25	480	4
2013	Pedro Valasco	11	13	175	2
2012	Jack Quigley	12	39	360	0
2012	Joe Tomcufcik	12	23	492	5
2011	Darryl Richards	10	22	464	4
2011	Joe Tomcufcik	10	8	110	0
2011	Lenny Stanley	10	5	120	2

Year	Name	Games	Season Receptions	Season Yards	Season TD
2010	Pat Porter	11	15	175	0
2010	Justin Brownlow	11	10	102	1
2010	Darryl Richards	11	2	86	1
2009	Justin Brownlow	10	22	307	3
2009	Jim Tomcufcik	10	11	95	1
2009	Pat Porter	10	10	60	0
2009	Dreadnaught Stubbs	10	9	61	0
2008	Pat Porter	10	13	67	0
2008	Nick Gardner	10	7	19	0
2008	Jim Tomcufcik	10	4	36	0
2007	John Behm	10	40	521	4
2007	Dreadnaught Stubbs	10	25	433	3
2007	Luke Read	10	12	147	4
2006	John Behm	10	39	348	3
2006	Dreadless Stubbs	10	17	242	2
2006	Ryan Graham	10	12	146	1
2005	Mark Ventura	10	15	255	2
2005	John Behm	10	11	198	0
2005	Dreadless Stubbs	10	5	65	0
2004	Shawn Hyrb	10	31	404	4
2004	Josh Schinagle	10	14	211	1
2002	Bob Dubovec	10	35	578	3
2002	Chris Blouir	10	20	223	2
2002	Andy Harsch	10	17	352	3
2002	Anton Narinskiy	10	14	161	1
2001	Bob Dubovec	10	43	644	7
2001	Fred Lockinour	10	16	180	0
2001	Craig Moone	10	14	162	3
2001	Andy Harsh	10	13	212	1
2000	Dan Palace	11	26	319	1
2000	Mike Moran	11	19	186	0
2000	Aaron Martin	11	16	256	4
1999	Eric Conroy	10	19	215	1
1998	Mike Phillips	10	33	502	6
1998	Trenton Hillier	10	22	483	4
1997	Mickey Kostelnik	11	36	430	2
1997	Mike Phillips	11	35	468	2
1997	Trenton Hillier	11	20	234	1
1996	Chuck Arnold	10	31	448	8
1996	Mike Phillips	10	9	154	2
1996	Mike Murton	10	7	113	3
1996	Matt Gibbons	10	5	126	2

TOUGHEN UP

YEAR-BY-YEAR RECEIVING STATS

Year	Name	Games	Season Receptions	Season Yards	Season TD
1995	Ryan Noble	14	31	491	3
1995	Andy Rule	14	20	251	1
1995	Steve Wright	14	6	96	3
1994	Ryan Noble	10	24	388	3
1994	Hank Hughes	10	16	265	5
1994	Andy Rule	10	9	107	0
1993	Gary Moran	10	11	174	1
1993	Wes Rule	10	3	18	0
1993	Todd Bush	10	2	35	0
1992	Andrew Hankee	10	16	199	1
1992	Pat Noble	10	14	306	2
1992	Todd Bush	10	7	92	2
1991	Tom Gabram	10	10	152	1
1991	Pat Noble	10	8	125	0
1990	Tom Gabram	10	18	146	1
1989	Norm Hadad	10	17	163	1
1988	Matt Dawson	10	15	252	1
1987	Judah Herman	10	17	247	1

Year	Name	Games	Season Receptions	Season Yards	Season TD
1987	Matt Dawson	10	10	183	1
1987	Judd Mintz	10	9	234	0
1986	Darryl Wodecki	14	32	509	3
1986	Tony Rhea	14	12	284	1
1985	Darryl Wodecki	10	24	345	1
1985	Darin Walker	14	23	253	1
1984	Rob Fogerty	10	9	225	4
1984	Greg Fritz	10	8	138	0
1984	Jeff Klie	10	7	102	2
1983	Steve Tuckerman	10	22	553	8
1982	Jay Goodman	10	13	186	1
1982	Jeff Weemhoff	10	13	223	2
1982	Dave Edwards	10	9	131	2
1982	Leonard Phillips	10	7	125	2
1981	Todd Hall	11	19	344	4
1981	Greg Jones	11	15	231	1
1980	Ricky Huckabee	10	16	233	3

TOUGHEN UP



★ 45 - Bomber's Bransen Stanley career games played ★

TOP 20 RECEIVING

TOP 20 RECEPTIONS SEASON			
YEAR	NAME	RECEPTIONS	GAMES
2019	Tyler Mintz	*66	11
2018	Bransen Stanley	62	15
2014	Jeremy Wyers	57	11
2018	Tyler Mintz	53	15
2001	Bob Dubovec	43	10
2007	John Behm	40	10
2014	Jake Silbermann	39	11
2012	Jack Quigley	39	12
2006	John Behm	39	10
1997	Mickey Kostelnik	36	11
2013	Drew Weninger	35	11
2002	Bob Dubovec	35	10
1997	Mike Phillips	35	11
2020	JP Germano	34	7
2017	Bransen Stanley	33	10
2017	Kee-Shaun Merrill	33	10
1998	Mike Phillips	33	10
1986	Darryl Wodecki	32	14
2016	James Thigpen	31	10
2004	Shawn Hyrb	31	10

TOP 20 RECEIVING YARDS SEASON			
YEAR	NAME	YARDS	GAMES
2019	Tyler Mintz	*1158	11
2018	Bransen Stanley	1045	15
2018	Tyler Mintz	872	15
2014	Jeremy Wyers	825	11
2017	Bransen Stanley	701	10
2018	Javion Middleton	664	15
2001	Bob Dubovec	644	10
2014	Jake Silbermann	614	11
2002	Bob Dubovec	578	10
1983	Steve Tuckerman	553	10
2007	John Behm	521	10
1986	Darryl Wodecki	509	14
1998	Mike Phillips	502	10
2019	Javion Middleton	494	11
2012	Joe Tomcufcik	492	12
1995	Ryan Noble	491	14
1998	Trenton Hillier	483	10
2013	Jeremy Wyers	480	11
1997	Mike Phillips	468	11
2011	Darryl Richards	464	10

TOP 20 TD RECEPTIONS SEASON			
YEAR	NAME	TD	GAMES
2019	Tyler Mintz	*12	11
2018	Bransen Stanley	11	15
2018	Tyler Mintz	11	15
2017	Bransen Stanley	9	10
1996	Chuck Arnold	8	10
1983	Steve Tuckerman	8	10
2001	Bob Dubovec	7	10
2014	Jake Silbermann	6	11
1998	Mike Phillips	6	10
2016	Kee-Shaun Merrill	6	10
2019	Ryan Miller	5	11
2012	Joe Tomcufcik	5	12
2014	Jeremy Wyers	5	11
2013	Drew Weninger	5	10
1994	Hank Hughes	5	10
2019	Javion Middleton	4	11
2018	Javion Middleton	4	15
1981	Todd Hall	4	11
2007	John Behm	4	10
2004	Shawn Hyrb	4	10

TOP 20 RECEPTIONS CAREER			
YEAR	NAME	RECEPTIONS	GAMES
2015-2018	Bransen Stanley	*138	45
2017-2019	Tyler Mintz	137	36
2005-2007	John Behm	90	30
2012-2014	Jeremy Wyers	82	34
2001-2002	Bob Dubovec	78	20
1996-1998	Mike Phillips	77	31
2013-2016	James Thigpen	70	42
2012-2014	Jake Silbermann	68	34
2018-2020	Ryan Miller	67	33
2016-2017	Kee-Shaun Merrill	60	20
2018-2019	Javion Middleton	59	26
1985-1986	Darryl Wodecki	56	24
1994-1995	Ryan Noble	55	24
2019-2020	JP Germano	48	18
1990-1992	Tom Gabram	46	30
2016-2017	Austin Safko	44	20
1997-1998	Trenton Hillier	42	21
2012	Jack Quigley	39	12
1997	Mickey Kostelnik	38	11
2013	Drew Weninger	35	10

TOP 20 RECEIVING YARDS CAREER			
YEAR	NAME	YARDS	GAMES
2017-2019	Tyler Mintz	*2383	36
2015-2018	Bransen Stanley	2310	45
2012-2014	Jeremy Wyers	1307	34
2001-2002	Bob Dubovec	1222	20
2018-2019	Javion Middleton	1158	26
1996-1998	Mike Phillips	1124	31
2005-2007	John Behm	1067	30
2013-2016	James Thigpen	938	42
2012-2014	Jake Silbermann	928	34
1994-1995	Ryan Noble	889	24
2016-2017	Kee-Shaun Merrill	867	20
1985-1986	Darryl Wodecki	854	24
2009-2010	Justin Brownlow	729	21
1997-1998	Trenton Hillier	717	21
2011-2012	Joe Tomcufcik	602	22
2019-2020	JP Germano	572	18
2000-2002	Andy Harsch	564	32
1991-1992	Pat Noble	556	20
1983	Steve Tuckerman	553	10
2010-2011	Darryl Richards	550	20

TOP 20 TD RECEPTIONS CAREER			
YEAR	NAME	TD	GAMES
2017-2019	Tyler Mintz	*26	36
2015-2018	Bransen Stanley	23	45
2001-2002	Bob Dubovec	10	20
2016-2017	Kee-Shaun Merrill	9	20
2012-2014	Jeremy Wyers	9	34
1996-1998	Mike Phillips	9	31
2018-2020	Ryan Miller	8	33
2013-2015	Jake Silbermann	8	32
1996	Chuck Arnold	8	10
1983	Steve Tuckerman	8	10
2018-2019	Javion Middleton	8	25
2005-2007	John Behm	7	30
2009-2010	Justin Brownlow	6	21
1994-1995	Ryan Noble	6	24
2019-2020	JP Germano	5	18
2011-2012	Joe Tomcufcik	5	22
2010-2011	Darryl Richards	5	21
2013	Drew Weninger	5	10
1997-1998	Trenton Hillier	5	21
1994	Hank Hughes	5	10

*NEW RECORD

TOP 20 RECEIVING

TOP 20 RECEPTIONS REGULAR SEASON			
YEAR	NAME	REG RECEPTIONS	GAMES
2019	Tyler Mintz	57	10
2014	Jeremy Wyers	50	10
2018	Bransen Stanley	44	10
2001	Bob Dubovec	43	10
2007	John Behm	40	10
2006	John Behm	39	10
2012	Jack Quigley	35	10
2002	Bob Dubovec	35	10
2014	Jake Silbermann	34	10
2017	Bransen Stanley	33	10
1998	Mike Phillips	33	10
2017	Kee-Shaun Merrill	33	10
1997	Mickey Kostelnik	33	10
1997	Mike Phillips	32	10
2018	Tyler Mintz	31	10
1996	Chuck Arnold	31	10
2016	James Thigpen	31	10
2004	Shawn Hyrb	31	10
2013	Drew Weninger	30	10
2017	Austin Safko	28	10

TOP 20 RECEIVING YARDS REGULAR SEASON			
YEAR	NAME	REG YARDS	GAMES
2019	Tyler Mintz	*1010	10
2018	Bransen Stanley	772	10
2014	Jeremy Wyers	736	10
2017	Bransen Stanley	701	10
2001	Bob Dubovec	644	10
2018	Tyler Mintz	590	10
2002	Bob Dubovec	578	10
1983	Steve Tuckerman	553	10
2014	Jake Silbermann	549	10
2007	John Behm	521	10
1998	Mike Phillips	502	10
1998	Trenton Hillier	483	10
2013	Jeremy Wyers	480	10
2011	Darryl Richards	464	10
1996	Chuck Arnold	448	10
1997	Mike Phillips	446	10
2016	Kee-Shaun Merrill	445	10
2007	Dreadnaught Stubbs	433	10
2016	James Thigpen	427	10
2017	Kee-Shaun Merrill	422	10

TOP 20 TD RECEPTIONS REGULAR SEASON			
YEAR	NAME	REG TD	GAMES
2019	Tyler Mintz	*12	10
2017	Bransen Stanley	9	10
2018	Bransen Stanley	8	10
2018	Tyler Mintz	8	10
1996	Chuck Arnold	8	10
1983	Steve Tuckerman	8	10
2001	Bob Dubovec	7	10
1998	Mike Phillips	6	10
2016	Kee-Shaun Merrill	6	10
2019	Ryan Miller	5	10
2014	Jeremy Wyers	5	10
2014	Jake Silbermann	5	10
2013	Drew Weninger	5	10
1994	Hank Hughes	5	10
2019	Javion Middleton	4	10
2012	Joe Tomcufcik	4	10
1981	Todd Hall	4	10
2007	John Behm	4	10
2004	Shawn Hyrb	4	10
2013	Jeremy Wyers	4	10

TOP 20 RECEPTIONS PLAYOFFS			
YEAR	NAME	PO RECEPTIONS	GAMES
2018	Tyler Mintz	*22	5
2018	Bransen Stanley	18	5
2020	JP Germano	16	2
2018	Javion Middleton	13	5
2019	Tyler Mintz	9	1
1986	Darryl Wodecki	8	4
2014	Jeremy Wyers	7	1
2019	Javion Middleton	6	1
1995	Andy Rule	6	4
2014	Jake Silbermann	5	1
2013	Drew Weninger	5	1
2018	Jack Porter	5	5
1986	Tony Rhea	5	4
2019	Ryan Miller	4	1
2012	Jack Quigley	4	2
1995	Ryan Noble	4	4
2013	Jake Silbermann	3	1
2018	Ryan Miller	3	5
2012	Joe Tomcufcik	3	2
2010	Pat Porter	3	1

TOP 20 RECEIVING YARDS PLAYOFFS			
YEAR	NAME	PO YARDS	GAMES
2018	Javion Middleton	*361	5
2018	Tyler Mintz	282	5
2018	Bransen Stanley	273	5
2020	JP Germano	263	2
1986	Tony Rhea	158	4
1986	Darryl Wodecki	149	4
2019	Tyler Mintz	148	1
2014	Jeremy Wyers	91	1
2019	Javion Middleton	85	1
1995	Ryan Noble	81	4
1986	Ken McClintock	78	4
2018	Jack Porter	75	5
2012	Joe Tomcufcik	75	2
1995	Andy Rule	71	4
2014	Jake Silberman	65	1
2010	Pat Porter	52	1
2000	Dan Palace	34	1
2018	Ryan Miller	31	5
1981	Todd Hall	29	1
1997	Mickey Kostelnik	27	1

TOP 20 TD RECEPTIONS PLAYOFFS			
YEAR	NAME	PO TD	GAMES
2020	JP Germano	*3	2
2018	Bransen Stanley	*3	5
2018	Tyler Mintz	*3	5
2020	Ryan Miller	2	2
2018	Javion Middleton	2	5
2019	Ryan Miller	1	1
2018	Jack Porter	1	5
2014	Jake Silbermann	1	1
2012	Joe Tomcufcik	1	2
1995	Andy Rule	1	4

*NEW RECORD



YEAR-BY-YEAR PASSING STATS

Year	Name	Games	Season ATT	Season COMP	Season YDS	Season TD	Season INT	Season COMP PCT.	Season Passer Rating
2020*	Nikko Georgiou	7*	159	84	1028	11	6	52.8	122.42
2019	Jon Tomcufcik	11	180	122	1862	25	6	67.8	193.84
2019	Nikko Georgiou	11	13	10	168	0	0	76.9	185.48
2018	Jon Tomcufcik	15	296	184	3032	27	4	62.2	175.6
2017	Jim Burg	10	10	6	49	2	0	60	167.1
2017	Jon Tomcufcik	10	222	116	1794	15	5	52.2	137.93
2016	Jim Burg	10	195	110	1459	9	7	56.4	127.31
2016	Jon Tomcufcik	10	4	0	0	0	1	0	0
2015	Parker Gdula	10	249	117	1354	10	9	46.9	98.69
2014	Parker Gdula	11	262	149	2237	15	7	56.9	142.14
2013	Parker Gdula	11	256	139	1779	14	18	54.1	116.2
2012	Darryl Richards	11	191	98	1332	8	14	51.3	109.05
2011	Austin Zachem	10	112	44	872	7	6	25.4	114.6
2010	Austin Zachem	11	67	35	487	1	5	52.2	103.3
2010	James Sciortino	10	40	17	227	2	2	42.5	96.67
2009	Kyle Weninger	10	118	65	754	5	12	55.1	102.4
2008	Justin Brownlow	10	102	34	170	0	10	33.3	27.73
2007	Brett Tevepaugh	10	190	113	1601	11	1	59.5	148.3
2006	Mike Fisher	10	169	92	989	7	9	54.4	106.61
2005	Brett Tevepaugh	10	83	24	449	3	2	28.9	81.47
2005	Mike Fisher	10	67	24	426	3	1	35.8	101.02
2004	Terry Love	10	130	61	875	7	3	46.9	116.62
2003	Ryan Tevepaugh	10	190	78	1380	8	7	41.1	108.59
2002	Craig Monne	10	174	78	1253	10	11	44.8	111.64
2001	Matt Phillips	10	191	95	1278	13	17	57	110.6

TOUGHEN UP

★ OHSAA Division 3 state final record for most passing TD 6 Joe Burrow, Athens HS 2014 ★

YEAR-BY-YEAR PASSING STATS

Year	Name	Games	Season ATT	Season COMP	Season YDS	Season TD	Season INT	Season COMP PCT.	Season Passer Rating
2000	Matt Phillips	11	199	85	1110	7	5	42.7	97.15
1999	Paul Noble	10	110	44	593	2	1	40	89.47
1998	Paul Noble	10	151	74	1278	10	9	49	130.03
1997	Brian Shellito	11	197	101	1202	4	6	51.3	103.13
1996	Brian Shellito	10	177	65	1010	10	12	36.7	89.74
1995	Mark Lieberth	14	141	68	951	6	12	48.2	101.9
1994	Mark Lieberth	10	120	52	804	11	12	43.3	109.86
1993	John Keefe	10	87	31	479	1	7	35.6	69.58
1992	Casey Kellerman	10	84	50	822	5	3	59.5	154.22
1991	Damon Mintz	10	70	35	467	2	5	50	101.18
1990	Damon Mintz	10	47	14	155	2	6	29.8	46
1990	Matt Schmittle	10	53	15	161	1	0	28.3	60.05
1989	Damon Mintz	10	125	36	323	1	13	28.8	32.35
1988	Jason Maxwell	10	130	56	532	3	10	43.3	69.68
1987	Mike Dinallo	10	95	42	729	3	15	44.2	87.51
1986	Mike Dinallo	14	121	60	1056	6	14	49.6	116.12
1985	Aaron Brandt	10	125	56	760	4	8	44.8	94.98
1984	Chris Lencewicz	10	79	32	622	11	4	40.5	142.47
1983	Chris Lencewicz	10	104	50	940	9	1	48	150.63
1982	Chris Lencewicz	10	106	50	766	8	4	47.1	125.23
1981	Greg Randall	10	79	45	795	6	5	57	153.9
1980	Greg Randall	10	82	42	706	6	5	51.2	135.49
1979	Tom Hissam	10	65	23	375	0	2	36.5	77.69
1978	Terry Dynowski	10	107	44	857	7	5	41.1	120.64

TOUGHEN UP

★ Most OHSAA championships – 11 Marion Stein HS, St. Ignatius ★



TOP 20 PASSING

TOP 20 PASSING COMPLETIONS SEASON			
YEAR	NAME	COMPLETIONS	GAMES
*2018	Jon Tomcufoick	*184	15
2014	Parker Gdula	149	11
2019	Jon Tomcufoick	144	11
2013	Parker Gdula	139	11
2015	Parker Gdula	117	10
2017	Jon Tomcufoick	116	10
2007	Brett Tevepaugh	113	10
2016	Jim Burg	110	10
1997	Brian Shellito	101	11
2012	Darryl Richards	98	12
2001	Matt Phillips	95	10
2006	Mike Fisher	92	10
2000	Matt Phillips	85	11
2020	Nikko Georgiou	84	7
2003	Ryan Tevepaugh	78	10
2002	Craig Monne	78	10
1998	Paul Noble	74	10
1995	Mark Lieberth	68	14
2009	Kyle Weninger	65	10
1996	Brian Shellito	65	10

TOP 20 PASSING ATTEMPTS SEASON			
YEAR	NAME	ATTEMPTS	GAMES
2018	Jon Tomcufoick	*296	15
2014	Parker Gdula	262	11
2013	Parker Gdula	257	11
2015	Parker Gdula	249	10
2017	Jon Tomcufoick	222	10
2019	Jon Tomcufoick	212	11
2000	Matt Phillips	199	11
1997	Brian Shellito	197	11
2016	Jim Burg	195	10
2001	Matt Phillips	191	10
2012	Darryl Richards	191	12
2007	Brett Tevepaugh	190	10
2003	Ryan Tevepaugh	190	10
1996	Brian Shellito	177	10
2002	Craig Monne	174	10
2006	Mike Fisher	169	10
2020	Nikko Georgiou	159	7
1998	Paul Noble	151	10
1995	Mark Lieberth	141	14
2004	Terry Love	130	10

TOP 20 PASSING YARDS SEASON			
YEAR	NAME	YARDS	GAMES
2018	Jon Tomcufoick	*3032	15
2014	Parker Gdula	2237	11
2019	Jon Tomcufoick	2147	11
2017	Jon Tomcufoick	1794	10
2013	Parker Gdula	1779	11
2007	Brett Tevepaugh	1601	10
2016	Jim Burg	1459	10
2003	Ryan Tevepaugh	1380	10
2015	Parker Gdula	1354	10
2012	Darryl Richards	1332	12
2001	Matt Phillips	1278	10
1998	Paul Noble	1278	10
2002	Craig Monne	1253	10
1997	Brian Shellito	1202	11
2000	Matt Phillips	1110	11
1986	Mike Dinallo	1082	14
2020	Nikko Georgiou	1028	7
1996	Brian Shellito	1010	10
2006	Mike Fisher	989	10
1995	Mark Lieberth	951	14

TOP 20 PASSING TD SEASON			
YEAR	NAME	TD	GAMES
2018	Jon Tomcufoick	*27	15
2019	Jon Tomcufoick	26	11
2017	Jon Tomcufoick	15	10
2014	Parker Gdula	15	11
2013	Parker Gdula	14	11
2001	Matt Phillips	13	10
2020	Nikko Georgiou	11	7
2007	Brett Tevepaugh	11	10
1994	Mark Lieberth	11	10
1984	Chris Lencewicz	11	10
2015	Parker Gdula	10	10
2002	Craig Monne	10	10
1998	Paul Noble	10	10
1996	Brian Shellito	10	10
2016	Jim Burg	9	10
1983	Chris Lencewicz	9	10
2012	Darryl Richards	8	12
2003	Ryan Tevepaugh	8	10
1982	Chris Lencewicz	8	10
2006	Mike Fisher	7	10

TOP 20 INTERCEPTIONS SEASON			
YEAR	NAME	INTERCEPTIONS	GAMES
2013	Parker Gdula	18	11
2001	Matt Phillips	17	10
1987	Mike Dinallo	15	10
2012	Darryl Richards	14	12
1986	Mike Dinallo	14	14
1989	Damon Mintz	13	10
2009	Kyle Weninger	12	10
1996	Brian Shellito	12	10
1995	Mark Lieberth	12	14
1994	Mark Lieberth	12	10
2002	Craig Monne	11	10
2008	Justin Brownlow	10	10
1988	Jason Maxwell	10	10
2015	Parker Gdula	9	10
2006	Mike Fisher	9	10
1998	Paul Noble	9	10
1985	Aaron Brandt	8	10
2016	Jim Burg	7	10
2014	Parker Gdula	7	11
2003	Ryan Tevepaugh	7	10

TOP 20 COMPLETION PERCENTAGE SEASON			
YEAR	NAME	PERCENTAGE	GAMES
2019	Jon Tomcufoick	*67.8	10
1981	Greg Randall	60.9	10
2018	Jon Tomcufoick	60.6	10
2007	Brett Tevepaugh	59.5	10
1992	Casey Kellerman	59.5	10
2014	Parker Gdula	58.4	10
2010	Austin Zachem	57.1	10
2001	Matt Phillips	57	10
2016	Jim Burg	56.4	10
2009	Kyle Weninger	55.1	10
2013	Parker Gdula	55	10
2006	Mike Fisher	54.4	10
2020	Nikko Georgiou	52.2	7
2012	Darryl Richards	52.7	10
2017	Jon Tomcufoick	52.2	10
1995	Mark Lieberth	51.9	10
1997	Brian Shellito	51.6	10
1980	Greg Randall	51.2	10
1986	Mike Dinallo	50.6	10
1991	Damon Mintz	50	10

TOP 20 PASSER RATING SEASON			
YEAR	NAME	RATING	GAMES
2019	Jon Tomcufoick	*193.84	10
2018	Jon Tomcufoick	172.25	10
1992	Casey Kellerman	154.22	10
1983	Chris Lencewicz	150.63	10
2007	Brett Tevepaugh	148.3	10
2014	Parker Gdula	146.35	10
1984	Chris Lencewicz	142.47	10
2017	Jon Tomcufoick	137.93	10
1980	Greg Randall	135.49	10
1998	Paul Noble	130.03	10
2016	Jim Burg	127.31	10
2013	Parker Gdula	125.55	10
1982	Chris Lencewicz	125.23	10
2010	Austin Zachem	124.71	10
1986	Mike Dinallo	124.22	10
1978	Terry Dynowski	120.64	10
2004	Terry Love	116.62	10
1995	Mark Lieberth	115.39	10
2011	Austin Zachem	114.6	10
2002	Craig Monne	111.64	10

*NEW RECORD

TOUGHEN UP

TOP 20 PASSING

TOP 20 PASSING COMPLETIONS CAREER			
YEAR	NAME	COMPLETIONS	GAMES
2017-2019	Jon Tomcufcik	*444	36
2013-2015	Parker Gdula	405	32
2000-2001	Matt Phillips	180	21
1996-1997	Brian Shellito	166	24
2005&2007	Brett Tevepaugh	137	20
1982-1984	Chris Lencewicz	132	30
1994-1995	Mark Lieberth	120	24
1998-1999	Paul Noble	118	20
2016-2017	Jim Burg	116	20
2005-2006	Mike Fisher	116	20
1986-1987	Mike Dinallo	102	24
2012	Darryl Richards	98	12
2019-2020	Nikko Georgiou	94	18
1980-1981	Greg Randall	87	21
1989-1991	Damon Mintz	85	30
2010-2011	Austin Zachem	79	21
2003	Ryan Tevepaugh	78	10
2002	Craig Monne	78	10
2009	Kyle Weninger	65	10
2004	Terry Love	61	10

TOP 20 PASSING ATTEMPTS CAREER			
YEAR	NAME	ATTEMPTS	GAMES
2013-2015	Parker Gdula	767	32
2017-2019	Jon Tomcufcik	730	36
2000-2001	Matt Phillips	390	21
1996-1997	Brian Shellito	374	24
1982-1984	Chris Lencewicz	289	30
2005&2007	Brett Tevepaugh	273	20
1998-1999	Paul Noble	261	20
1994-1995	Mark Lieberth	261	24
1989-1991	Damon Mintz	242	30
2005-2006	Mike Fisher	236	20
1986-1987	Mike Dinallo	216	24
2016-2017	Jim Burg	205	20
2012	Darryl Richards	191	12
2003	Ryan Tevepaugh	190	10
2010-2011	Austin Zachem	179	21
2002	Craig Monne	174	10
2019-2020	Nikko Georgeiou	172	18
1980-1981	Greg Randall	161	21
2004	Terry Love	130	10
1988	Jason Maxwell	130	10

TOP 20 PASSING YARDS CAREER			
YEAR	NAME	YARDS	GAMES
2017-2019	Jon Tomcufcik	*6973	36
2013-2015	Parker Gdula	5370	32
2000-2001	Matt Phillips	2388	21
1996-1997	Brian Shellito	2212	24
2005&2007	Brett Tevepaugh	2050	20
1998-1999	Paul Noble	1871	20
1986-1987	Mike Dinallo	1811	24
1982-1984	Chris Lencewicz	1768	30
1994-1995	Mark Lieberth	1754	24
2016-2017	Jim Burg	1508	20
1980-1981	Greg Randall	1501	21
2005-2006	Mike Fisher	1415	20
2003	Ryan Tevepaugh	1380	10
2010-2011	Austin Zachem	1359	21
2012	Darryl Richards	1332	12
2002	Craig Monne	1253	10
2019-2020	Nikko Georgiou	1196	18
1989-1991	Damon Mintz	945	30
2004	Terry Love	875	10
1978	Terry Dynowski	857	10

TOP 20 PASSING TD CAREER			
YEAR	NAME	TD	GAMES
2017-2018	Jon Tomcufcik	42	25
2013-2015	Parker Gdula	39	32
1982-1984	Chris Lencewicz	28	30
2000-2001	Matt Phillips	20	21
1994-1995	Mark Lieberth	17	24
2005&2007	Brett Tevepaugh	14	20
1996-1997	Brian Shellito	14	24
1998-1999	Paul Noble	12	20
1980-1981	Greg Randall	12	21
2019-2020	Nikko Georgiou	11	18
2016-2017	Jim Burg	11	20
2005-2006	Mike Fisher	10	20
2002	Craig Monne	10	10
1986-1987	Mike Dinallo	9	24
2012	Darryl Richards	8	12
2010-2011	Austin Zachem	8	21
2003	Ryan Tevepaugh	8	10
2004	Terry Love	7	10
1978	Terry Dynowski	7	10
1992	Casey Kellerman	5	10

TOP 20 INTERCEPTIONS CAREER			
YEAR	NAME	PERCENTAGE	GAMES
2013-2015	Parker Gdula	34	32
1994-1995	Mark Lieberth	24	24
1989-1991	Damon Mintz	24	30
2000-2001	Matt Phillips	22	21
1996-1987	Mike Dinallo	19	24
1996-1997	Brian Shellito	18	21
2016-2019	Jon Tomcufcik	16	36
2012	Darryl Richards	14	12
2009	Kyle Weninger	12	10
2010-2011	Austin Zachem	11	21
2002	Craig Monne	11	10
2008	Justin Brownlow	10	10
2005-2006	Mike Fisher	10	20
1989-1999	Paul Noble	10	20
1988	Jason Maxwell	10	10
1980-1981	Greg Randall	10	21
1982-1984	Chris Lencewicz	9	30
1985	Aaron Brandt	8	10
2016-2017	Jim Burg	7	12
2003	Ryan Tevepaugh	7	10

TOP 20 COMPLETION PERCENTAGE CAREER			
YEAR	NAME	PERCENTAGE	GAMES
2017-2019	Jon Tomcufcik	*60.8	36
1992	Casey Kellerman	59.5	10
2016-2017	Jim Burg	56.6	20
2009	Kyle Weninger	55.1	10
1980-1981	Greg Randall	54	21
2020	Nikko Georgiou	52.8	7
2013-2015	Parker Gdula	52.8	32
2012	Darryl Richards	51.3	12
2005-2007	Brett Tevepaugh	50.18	20
1986-1987	Mike Dinallo	47.2	24
2004	Terry Love	46.9	10
2005-2006	Mike Fisher	46.61	20
2000-2001	Matt Phillips	46.2	21
1994-1995	Mark Lieberth	46	24
1984	Chris Lencewicz	45.6	30
1998-1999	Paul Noble	45.21	20
2002	Craig Monne	44.8	10
1985	Aaron Brandt	44.8	10
1996-1997	Brian Shellito	44.4	24
2010-2011	Austin Zachem	44.1	21

TOP 20 PASSER RATING CAREER			
YEAR	NAME	PERCENTAGE	GAMES
2017-2019	Jon Tomcufcik	*167.42	36
1992	Casey Kellerman	154.22	10
1980-1981	Greg Randall	144.52	21
1982-1984	Chris Lencewicz	141.85	30
2016-2017	Jim Burg	129.25	20
2005&2007	Brett Tevepaugh	127.99	20
2020	Nikko Georgiou	122.42	7
1978	Terry Dynowski	120.64	10
2013-2015	Parker Gdula	119.53	32
2004	Terry Love	116.62	10
1998-1999	Paul Noble	112.94	20
2002	Craig Monne	111.64	10
2010-2011	Austin Zachem	110.37	21
2012	Darryl Richards	109.05	12
2003	Ryan Tevepaugh	108.59	10
1994-1995	Mark Lieberth	105.95	24
2005-2006	Mike Fisher	105.03	30
1986-1987	Mike Dinallo	103.54	24
2000-2001	Matt Phillips	103.23	21
2009	Kyle Weninger	102.4	10

*NEW RECORD



TOP 20 PASSING

TOP 20 PASSING COMPLETIONS REGULAR SEASON			
YEAR	NAME	COMPLETIONS	GAMES
2014	Parker Gdula	132	10
2013	Parker Gdula	126	10
2018	Jon Tomcufcik	123	10
2019	Jon Tomcufcik	122	10
2015	Parker Gdula	117	10
2017	Jon Tomcufcik	116	10
2007	Brett Tevepough	113	10
2016	Jim Burg	110	10
2001	Matt Phillips	95	10
1997	Brian Shellito	93	10
2006	Mike Fisher	92	10
2012	Darryl Richards	85	10
2000	Matt Phillips	80	10
2003	Ryan Tevepough	78	10
2002	Craig Monne	78	10
1998	Paul Noble	74	10
2009	Kyle Weninger	65	10
1996	Brian Shellito	65	10
2004	Terry Love	61	10
1988	Jason Maxwell	56	10

TOP 20 PASSING ATTEMPTS REGULAR SEASON			
YEAR	NAME	ATTEMPTS	GAMES
2015	Parker Gdula	249	10
2013	Parker Gdula	229	10
2014	Parker Gdula	226	10
2017	Jon Tomcufcik	222	10
2018	Jon Tomcufcik	203	10
2016	Jim Burg	195	10
2001	Matt Phillips	191	10
2007	Brett Tevepough	190	10
2003	Ryan Tevepough	190	10
2000	Matt Phillips	186	10
2019	Jon Tomcufcik	180	10
1997	Brian Shellito	180	10
1996	Brian Shellito	177	10
2002	Craig Monne	174	10
2006	Mike Fisher	169	10
2012	Darryl Richards	161	10
1998	Paul Noble	151	10
2004	Terry Love	130	10
1988	Jason Maxwell	130	10
1989	Damon Mintz	125	10

TOP 20 PASSING YARDS REGULAR SEASON			
YEAR	NAME	YARDS	GAMES
2018	Jon Tomcufcik	2039	10
2014	Parker Gdula	2022	10
2019	Jon Tomcufcik	1862	10
2017	Jon Tomcufcik	1794	10
2013	Parker Gdula	1706	10
2007	Brett Tevepough	1601	10
2016	Jim Burg	1459	10
2003	Ryan Tevepough	1380	10
2015	Parker Gdula	1354	10
2001	Matt Phillips	1278	10
1998	Paul Noble	1278	10
2002	Craig Monne	1253	10
1997	Brian Shellito	1142	10
2012	Darryl Richards	1095	10
2000	Matt Phillips	1059	10
1996	Brian Shellito	1010	10
2006	Mike Fisher	989	10
1983	Chris Lencewicz	940	10
2004	Terry Love	875	10
2011	Austin Zachem	872	10

TOP 20 PASSING TD REGULAR SEASON			
YEAR	NAME	TD	GAMES
2019	Jon Tomcufcik	*25	10
2018	Jon Tomcufcik	18	10
2017	Jon Tomcufcik	15	10
2014	Parker Gdula	14	10
2013	Parker Gdula	14	10
2001	Matt Phillips	13	10
2007	Brett Tevepough	11	10
1994	Mark Lieberth	11	10
1984	Chris Lencewicz	11	10
2015	Parker Gdula	10	10
2002	Craig Monne	10	10
1998	Paul Noble	10	10
1996	Brian Shellito	10	10
2016	Jim Burg	9	10
1983	Chris Lencewicz	9	10
2003	Ryan Tevepough	8	10
1982	Chris Lencewicz	8	10
2011	Austin Zachem	7	10
2006	Mike Fisher	7	10
2004	Terry Love	7	10

TOP 20 INTERCEPTIONS REGULAR SEASON			
YEAR	NAME	INTERCEPTIONS	GAMES
2013	Parker Gdula	18	11
2001	Matt Phillips	17	10
1987	Mike Dinallo	15	10
2012	Darryl Richards	14	12
1986	Mike Dinallo	14	14
1989	Damon Mintz	13	10
2009	Kyle Weninger	12	10
1996	Brian Shellito	12	10
1995	Mark Lieberth	12	14
1994	Mark Lieberth	12	10
2002	Craig Monne	11	10
2008	Justin Brownlow	10	10
1988	Jason Maxwell	10	10
2015	Parker Gdula	9	10
2006	Mike Fisher	9	10
1998	Paul Noble	9	10
1985	Aaron Brandt	8	10
2016	Jim Burg	7	10
2014	Parker Gdula	7	11
2003	Ryan Tevepough	7	10

TOP 20 COMPLETION PERCENTAGE REGULAR SEASON			
YEAR	NAME	PERCENTAGE	GAMES
2019	Jon Tomcufcik	*67.9	11
2018	Jon Tomcufcik	62.2	15
2007	Brett Tevepough	59.5	10
1992	Casey Kellerman	59.5	10
2001	Matt Phillips	57	10
1981	Greg Randall	57	11
2014	Parker Gdula	56.9	11
2016	Jim Burg	56.4	10
2009	Kyle Weninger	55.1	10
2006	Mike Fisher	54.4	10
2013	Parker Gdula	54.1	10
2020*	Nikko Georgiou	52.8	7
2017	Jon Tomcufcik	52.2	10
2010	Austin Zachem	52.2	11
1997	Brian Shellito	51.3	11
2012	Darryl Richards	51.3	12
1980	Greg Randall	51.2	10
1991	Damon Mintz	50	10
1986	Mike Dinallo	49.6	14
1998	Paul Noble	49	10

TOP 20 PASSER RATING REGULAR SEASON			
YEAR	NAME	RATING	GAMES
2019	Jon Tomcufcik	*186.86	11
2018	Jon Tomcufcik	175.6	15
1992	Casey Kellerman	154.22	10
1981	Greg Randall	153.9	11
1983	Chris Lencewicz	150.63	10
2007	Brett Tevepough	148.3	10
1984	Chris Lencewicz	142.47	10
2014	Parker Gdula	142.14	11
2017	Jon Tomcufcik	137.93	10
1980	Greg Randall	135.49	10
1998	Paul Noble	130.03	10
2016	Jim Burg	127.31	10
1982	Chris Lencewicz	125.23	10
2020*	Nikko Georgiou	122.42	7
1978	Terry Dynowski	120.64	10
1986	Mike Dinallo	117.92	14
2004	Terry Love	116.62	10
2013	Parker Gdula	116.2	11
2011	Austin Zachem	114.6	10
2002	Craig Monne	111.64	10

*NEW RECORD

TOUGHEN UP

TOP 20 PASSING

TOP 20 PASSING COMPLETIONS PLAYOFFS			
YEAR	NAME	COMPLETIONS	GAMES
2018	Jon Tomcufcik	61	5
2020	Nikko Georgiou	33	2
2019	Jon Tomcufcik	22	1
1986	Mike Dinallo	21	4
2014	Parker Gdula	17	1
1995	Mark Lieberth	14	4
2013	Parker Gdula	13	1
2012	Darryl Richards	13	2
1997	Brian Shellito	8	1
2000	Matt Phillips	5	1
2010	Austin Zachem	3	1
1981	Greg Randall	3	1

TOP 20 PASSING ATTEMPTS PLAYOFFS			
YEAR	NAME	ATTEMPTS	GAMES
2018	Jon Tomcufcik	93	5
2020	Nikko Georgiou	62	2
1986	Mike Dinallo	44	4
1995	Mark Lieberth	37	4
2014	Parker Gdula	36	1
2019	Jon Tomcufcik	32	1
2012	Darryl Richards	30	2
2013	Parker Gdula	28	1
1997	Brian Shellito	17	1
2000	Matt Phillips	13	1
2010	Austin Zachem	11	1
1981	Greg Randall	10	1

TOP 20 PASSING YARDS PLAYOFFS			
YEAR	NAME	YARDS	GAMES
2018	Jon Tomcufcik	993	5
2020	Nikko Georgiou	430	2
1986	Mike Dinallo	429	4
2019	Jon Tomcufcik	285	1
2012	Darryl Richards	237	2
2014	Parker Gdula	215	1
1995	Mark Lieberth	195	4
2013	Parker Gdula	73	1
1997	Brian Shellito	60	1
2010	Austin Zachem	52	1
2000	Matt Phillips	51	1
1981	Greg Randall	37	1

TOP 20 PASSING TD PLAYOFFS			
YEAR	NAME	TD	GAMES
2018	Jon Tomcufcik	9	5
2020	Nikko Georgiou	6	2
2012	Darryl Richards	2	2
2019	Jon Tomcufcik	1	1
2014	Parker Gdula	1	1
1995	Mark Lieberth	1	4

TOP 20 INTERCEPTIONS PLAYOFFS			
YEAR	NAME	INTERCEPTIONS	GAMES
1995	Mark Lieberth	5	4
1986	Mike Dinallo	5	4
2013	Parker Gdula	4	1
2010	Austin Zachem	4	1
2018	Jon Tomcufcik	2	5
2012	Darryl Richards	2	2
2020	Nikko Georgiou	1	2

***NEW RECORD**

TOP 20 COMPLETION PERCENTAGE PLAYOFFS			
YEAR	NAME	PERCENTAGE	GAMES
2019	Jon Tomcufcik	*68.8	1
2018	Jon Tomcufcik	65.6	5
2020	Nikko Georgiou	53.2	2
1986	Mike Dinallo	47.7	4
2014	Parker Gdula	47.2	1
1997	Brian Shellito	47	1
2013	Parker Gdula	46.4	1
2012	Darryl Richards	43.3	2
2000	Matt Phillips	38.5	1
1995	Mark Lieberth	37.8	4
1981	Greg Randall	30	1
2010	Austin Zachem	27.3	1

TOP 20 PASSER RATING PLAYOFFS			
YEAR	NAME	RATING	GAMES
2018	Jon Tomcufcik	182.92	5
2019	Jon Tomcufcik	147.63	1
2020	Nikko Georgiou	140.19	2
2012	Darryl Richards	118.36	2
1986	Mike Dinallo	106.9	4
2014	Parker Gdula	106.56	1
1997	Brian Shellito	76.72	1
2000	Matt Phillips	71.42	1
1981	Greg Randall	61.08	1
1995	Mark Lieberth	53.19	4
2013	Parker Gdula	39.76	1
2010	Austin Zachem	-5.75	1

TOUGHEN UP



YEAR-BY-YEAR SCORING STATS

Year	Name	GAMES	SEASON TD	SEASON FG	SEASON 2 PT	SEASON PAT	SEASON PT TOTAL
2020	JP Germano	7	3	0	0	0	18
2020	Ryan Miller	7	3	0	0	0	18
2020	Nikko Georgiou	7	0	0	1	0	2
2020	Stanley Sell	7	5	0	0	0	30
2020	Carson Rivera-Gebeau	7	3	0	0	0	18
2020	Colin McCleery	7	2	0	0	0	12
2020	Parker Munday	7	0	0	0	11	11
2020	Anthony Vallocchi	7	1	0	0	0	6
2020	Braden Krupp	7	1	0	0	0	6
2019	Jack Porter	11	13	0	0	0	78
2019	Tyler Mintz	11	14	0	0	0	84
2019	Ryan Miller	11	5	0	1	0	32
2019	Javion Middleton	11	4	0	0	0	24
2019	Jon Tomcufcik	11	5	0	3	0	36
2019	Blake Torres	11	0	1	0	36	39
2019	Stanley Sell	11	1	0	0	0	6
2019	Joe Martin	11	1	0	0	0	6
2019	Tyler Kasternek	11	2	0	0	0	12
2019	Jonathon Abbarno	11	2	0	0	0	12
2019	Anthony Valocchi	11	0	0	1	0	2
2019	Parker Munday	11	0	0	0	3	3
2019	JP Germino	11	2	0	0	0	12
2018	Jack Porter	15	33	0	0	0	198
2018	Jon Tomcufcik	15	15	0	1	0	86
2018	Bransen Stanley	15	13	0	1	0	80
2018	Tyler Mintz	15	13	0	0	0	78
2018	Javion Middleton	15	8	0	0	0	48
2018	Stanley Sell	15	2	0	0	0	12
2018	Kole Jarzembak	15	1	0	0	0	6
2018	Anna Sanders	15	0	6	0	65	83
2018	Blake Torres	15	0	1	0	1	4
2018	Anthony Valocchi	15	0	0	3	0	6
2018	Ryan Miller	15	0	0	2	0	4
2017	Jack Porter	10	22	0	0	0	132
2017	Bransen Stanley	10	11	0	0	0	66
2017	Kee-Shaun Merrill	10	10	0	0	0	60
2017	Jon Tomcufcik	10	3	0	0	0	18
2017	Tyler Mintz	10	3	0	0	0	18
2017	Anna Sanders	10	0	0	0	29	29
2016	James Thigpen	10	11	0	0	0	66

Year	Name	GAMES	SEASON TD	SEASON FG	SEASON 2 PT	SEASON PAT	SEASON PT TOTAL
2016	Kee-Shaun Merrill	10	6	0	0	0	36
2016	Brad Verbec	10	4	0	1	0	26
2016	Bransen Stanley	10	3	0	0	0	18
2016	Dominic Bartolone	10	0	3	0	18	27
2015	Parker Gdula	10	8	0	4	0	56
2015	Kee-Shaun Merrill	10	8	0	0	0	48
2015	James Thigpen	10	4	0	1	0	26
2015	Bransen Stanley	10	1	0	0	0	6
2015	Ryan Toft	10	0	3	0	12	21
2014	James Thigpen	11	13	0	2	0	84
2014	Jeremy Wyers	11	12	0	1	0	78
2014	Jake Silberman	11	8	0	0	0	48
2014	Parker Gdula	11	7	0	3	0	48
2014	Parker Deuley	11	0	3	0	37	52
2013	Pedro Valasco	11	16	0	0	0	96
2013	Parker Gdula	11	5	0	0	0	30
2013	Jeremy Wyers	11	4	0	0	0	24
2013	James Thigpen	11	3	0	0	0	18
2013	Parker Deuley	11	0	6	0	41	59
2013	Jake Silbermann	11	0	0	0	0	48
2013	Drew Winiger	11	0	0	0	0	48
2012	Nick Lombardy	12	19	0	2	0	118
2012	Darryl Richards	12	18	0	1	0	110
2012	Jeremy Wyers	12	5	0	0	0	30
2012	Joe Tomcufcik	12	5	0	0	0	30
2012	Jake Silberman	12	2	0	0	0	12
2012	TJ Kestraneck	12	0	1	0	44	47
2011	Nick Lombardy	10	9	0	0	0	54
2011	Austin Zachem	10	9	0	0	0	54
2011	Michael Braun	10	6	0	0	0	36
2011	Darryl Richards	10	1	0	0	0	6
2011	Sky Zahner	10	0	2	0	32	38
2010	Pat Porter	11	14	0	0	18	102
2010	Austin Zachem	11	8	0	1	0	50
2010	Percy Johnson	11	7	0	0	0	42
2009	Pat Porter	10	12	2	0	20	94
2009	Kyle Weninger	10	7	0	0	0	42
2009	Justin Brownlow	10	4	0	0	0	24
2009	Jim Tomcufcik	10	1	0	0	0	6
2008	Jim Tomcufcik	10	3	0	0	0	18

TOUGHEN UP

★ OHSAA Division 3 state final record for most rushing TD 3 Jack Porter, Kenston HS 2018 ★

YEAR-BY-YEAR SCORING STATS

TOUGHEN UP

Year	Name	GAMES	SEASON TD	SEASON FG	SEASON 2 PT	SEASON PAT	SEASON PT TOTAL
2008	Pat Porter	10	2	1	0	8	23
2008	Justin Brownlow	10	2	0	0	0	12
2007	Dan Olgletree	11	9	0	0	0	54
2007	Brett Tevepough	11	8	0	0	35	83
2007	John Behm	11	4	0	0	0	24
2006	Mike Fisher	10	14	0	1	0	84
2006	Justin Debaggis	10	3	0	0	3	12
2006	Dreadless Stubbs	10	3	0	0	0	9
2006	Brett Tevepough	10	1	3	0	17	32
2005	Ross Alberts	10	8	0	0	0	48
2005	Brett Tevepough	10	0	2	0	27	33
2004	Terry Love	10	8	0	0	0	48
2004	Josh Hyrb	10	4	0	0	0	24
2004	Matt Berkowitz	10	1	2	0	17	29
2003	Anton Narinskiy	10	8	0	0	0	48
2002	Andy Harsh	10	13	0	0	0	78
2002	Chris Blouir	10	4	0	2	0	26
2002	Bob Dubovec	10	3	3	0	24	51
2002	Craig Monne	10	3	0	1	0	20
2001	Andy Harsh	10	12	0	0	0	72
2001	Bob Dubovec	10	7	2	0	32	80
2001	Craig Moone	10	3	0	0	0	18
2000	Andy Harsh	11	10	0	0	0	60
2000	Mike Moran	11	4	0	0	0	24
2000	Bob Dubovec	11	0	2	0	16	22
2000	Aaron Martin	11	0	0	0	0	30
1999	Joe Motley	10	5	0	0	0	30
1999	Paul Noble	10	2	2	0	6	6
1998	Mike Phillips	10	6	0	0	0	36
1998	Adreil Fraizer	10	4	0	0	0	24
1998	Trenton Hillier	10	4	4	0	16	16
1997	Pete Hayes	11	8	0	0	0	48
1997	Mike Murton	11	6	0	0	0	36
1997	Ryan Reardon	11	2	0	0	0	12
1997	Mike Phillips	11	1	0	0	0	6
1997	Trenton Hillier	11	0	5	0	19	19
1996	Chuck Arnold	10	8	0	0	0	48
1996	Mike Murton	10	3	0	0	0	18
1996	Matt Gibbons	10	2	0	0	0	12
1996	Mike Phillips	10	2	0	0	0	12

Year	Name	GAMES	SEASON TD	SEASON FG	SEASON 2 PT	SEASON PAT	SEASON PT TOTAL
1996	Trenton Hillier	10	0	3	0	14	14
1995	Andy Rule	14	15	0	0	0	90
1995	John Wervey	14	7	0	0	0	42
1995	Ryan Noble	14	4	3	0	27	62
1995	Mark Leiberth	14	2	0	0	0	12
1994	John Wervey	14	6	0	1	0	38
1994	Andy Rule	14	6	0	0	0	36
1994	Hank Hughes	14	5	0	0	0	30
1994	Ryan Noble	14	3	0	2	4	26
1993	Todd Bush	10	12	0	0	0	72
1993	Andy Rule	10	3	0	0	0	18
1993	Wes Rule	10	2	0	0	0	12
1993	Bryan Krueger	10	0	0	0	11	11
1992	Tom Gabram	10	18	0	0	0	108
1992	Todd Bush	10	4	0	0	0	24
1991	Tom Gabram	10	8	0	0	0	54
1991	Damon Mintz	10	7	0	0	0	42
1991	Dan Mazullo	10	2	0	0	0	12
1991	Pat Noble	10	0	3	0	11	20
1990	Calvin Long	10	4	0	0	0	24
1990	Norm Hadad	10	4	0	0	0	24
1990	Tom Gabram	10	3	0	0	0	21
1990	Damon Mintz	10	2	0	0	0	12
1990	Pat Noble	10	0	4	0	10	22
1989	Damon Mintz	10	7	0	0	0	42
1989	Jason Schieriling	10	4	0	0	0	24
1989	Pat Noble	10	0	1	0	6	9
1988	Judd Mintz	10	11	0	0	0	66
1988	Jason Maxwell	10	3	0	0	11	29
1988	Matt Dawson	10	3	1	0	0	20
1987	Ken McClintock	10	16	0	0	0	96
1987	Mike Dinallo	10	7	0	1	0	44
1987	Paul Schell	10	2	2	0	7	25
1987	Lane Torres	10	1	0	0	5	11
1986	Mike Dinallo	14	13	0	0	0	78
1986	Ken McClintock	14	12	0	1	0	74
1986	Andy Gurd	14	5	0	0	0	30
1986	Tony Rhea	14	4	0	1	0	25
1986	Darryl Wodecki	14	3	3	0	20	49
1986	Drew Breeden	14	0	0	1	0	8



YEAR-BY-YEAR SCORING STATS

Year	Name	GAMES	SEASON TD	SEASON FG	SEASON 2 PT	SEASON PAT	SEASON PT TOTAL
1985	Ken McClintock	14	7	0	0	0	42
1985	Darryl Wodecki	14	3	1	0	15	36
1985	Dave DuRoss	14	3	0	0	0	18
1984	Jeff Klie	10	12	0	1	0	74
1984	Chris Lencewicz	10	6	0	0	0	36
1984	Rick Brown	10	0	0	0	27	27
1983	Hank Newman	10	9	0	1	0	57
1983	Steve Tuckerman	10	8	0	0	0	48
1983	Jeff Klie	10	5	0	1	0	32
1983	Chris Lencewicz	10	1	1	0	12	21
1982	Jeff Weemhoff	10	7	0	0	0	42
1982	Hank Newman	10	4	0	0	0	24
1982	Ron Partilla	10	0	0	0	7	7
1981	Shaun Walker	11	7	0	0	0	42
1981	Greg Randall	11	6	0	0	0	36
1981	Denny Bisesi	11	3	0	0	0	18

Year	Name	GAMES	SEASON TD	SEASON FG	SEASON 2 PT	SEASON PAT	SEASON PT TOTAL
1981	Nick Zsebedics	11	0	2	0	25	31
1980	Ricky Huckabee	10	8	0	0	0	48
1980	Greg Randall	10	4	0	1	0	26
1980	Shaun Walker	10	3	0	0	0	18
1980	Denny Bisesi	10	2	0	0	0	12
1980	Nick Zsebedics	10	0	3	0	10	19
1979	Denny Bisesi	10	5	0	0	0	30
1979	Tom Hissam	10	4	0	0	0	24
1979	Bill Mitchell	10	3	0	0	0	18
1979	Ricky Huckabee	10	3	0	0	0	18
1979	Nick Zsebedics	10	0	2	0	10	16
1978	John Mitchell	10	5	0	0	0	30
1978	Terry Dynowski	10	3	0	0	0	18
1978	Bob Simpson	10	1	0	0	0	6
1977	Curlin Beck	10	9	0	0	0	54
1976	Curlin Beck	10	7	0	0	0	42



TOUGHEN UP


★ OHSAA Division 3 state final record for most receiving TD 2 Bransen Stanley, Kenston HS 2018 ★

TOP 20 SCORING

TOUGHEN UP

TOP 20 TD SEASON			
YEAR	NAME	SEASON TD	GAMES
2018	Jack Porter	33	15
2017	Jack Porter	22	10
2012	Nick Lombardy	19	12
2012	Darryl Richards	18	12
1992	Tom Gabram	18	10
2013	Pedro Valasco	16	10
1987	Ken McClintock	16	10
2018	Jon Tomcufcik	15	15
1995	Andy Rule	15	14
2019	Tyler Mintz	14	11
2010	Pat Porter	14	11
2006	Mike Fisher	14	10
2019	Jack Porter	13	11
2018	Bransen Stanley	13	15
2018	Tyler Mintz	13	15
2014	James Thigpen	13	11
2002	Andy Harsh	13	10
1986	Mike Dinallo	13	10
2014	Jeremy Wyers	12	11
2009	Pat Porter	12	10

TOP 20 POINT TOTAL SEASON			
YEAR	NAME	SEASON TD	GAMES
2018	Jack Porter	198	15
2017	Jack Porter	132	10
2012	Nick Lombardy	118	12
2012	Darryl Richards	110	12
1992	Tom Gabram	108	10
2010	Pat Porter	102	11
2013	Pedro Valasco	96	11
1987	Ken McClintock	96	10
2009	Pat Porter	94	10
2018	Jon Tomcufcik	92	15
1995	Andy Rule	90	14
2019	Tyler Mintz	84	11
2014	James Thigpen	84	11
2006	Mike Fisher	84	10
2018	Anna Sanders	83	15
2007	Brett Tevepough	83	10
2018	Bransen Stanley	80	15
2001	Bob Dubovec	80	10
2019	Jack Porter	78	11
2018	Tyler Mintz	78	15



TOP 20 TD CAREER			
YEAR	NAME	TD	GAMES
2017-2019	Jack Porter	*68	36
2000-2002	Andy Harsch	35	31
1985-1987	Ken McClintock	35	34
2013-2016	James Thigpen	31	42
2017-2019	Tyler Mintz	30	36
1990-1992	Tom Gabram	29	30
2015-2018	Bransen Stanley	28	45
2011-2012	Nick Lombardy	28	22
2008-2010	Pat Porter	28	31
1993-1995	Andy Rule	24	34
2017-2019	Jon Tomcufcik	24	36
2015-2017	Kee-Shaun Merrill	24	20
2012-2014	Jeremy Wyers	21	34
2013-2015	Parker Gdula	20	32
1986-1987	Mike Dinallo	20	24
2011-2012	Darryl Richards	19	22
2012-2014	Jake Silberman	18	34
2010-2011	Austin Zachem	17	21
1983-1984	Jeff Klie	17	20
2005-2006	Mike Fisher	16	10

TOP 20 POINT TOTAL CAREER			
YEAR	NAME	CAREER PT TOTAL	GAMES
2017-2019	Jack Porter	*408	36
2008-2010	Pat Porter	219	31
1985-1987	Ken McClintock	212	34
2000-2002	Andy Harsh	210	31
2013-2016	James Thigpen	194	42
1990-1992	Tom Gabram	183	30
2016-2019	Tyler Mintz	182	37
2011-2012	Nick Lombardy	172	22
2015-2018	Bransen Stanley	170	45
2000-2002	Bob Dubovec	153	31
2017-2019	Jon Tomcufcik	152	36
2005-2007	Brett Tevepough	148	30
1993-1995	Andy Rule	144	34
2015-2017	Kee-Shaun Merrill	144	30
2013-2015	Parker Gdula	134	32
2012-2014	Jeremy Wyers	132	33
1986-1987	Mike Dinallo	122	24
2011-2012	Darryl Richards	116	22
2017-2018	Anna Sanders	112	25
2013-2014	Parker Deuley	111	22

*NEW RECORD



TOP 20 SCORING

TOP 20 TD REGULAR SEASON			
YEAR	NAME	REG TD	GAMES
2017	Jack Porter	22	10
2018	Jack Porter	20	10
2012	Nick Lombardy	19	10
1992	Tom Gabram	18	10
1987	Ken McClintock	16	10
2013	Pedro Valasco	15	10
2012	Darryl Richards	14	10
2010	Pat Porter	14	10
2006	Mike Fisher	14	10
2002	Andy Harsh	13	10
2014	James Thigpen	12	10
2014	Jeremy Wyers	12	10
2009	Pat Porter	12	10
2001	Andy Harsh	12	10
1993	Todd Bush	12	10
1984	Jeff Klie	12	10
2017	Bransen Stanley	11	10
2016	James Thigpen	11	10
1988	Judd Mintz	11	10
2018	Bransen Stanley	10	10

TOP 20 POINT TOTAL REGULAR SEASON			
YEAR	NAME	REG PT TOTAL	GAMES
2017	Jack Porter	132	10
2018	Jack Porter	120	10
2012	Nick Lombardy	116	10
1992	Tom Gabram	108	10
2010	Pat Porter	102	10
1987	Ken McClintock	96	10
2009	Pat Porter	94	10
2013	Pedro Valasco	90	10
2012	Darryl Richards	86	10
2019	Tyler Mintz	84	10
2006	Mike Fisher	84	10
2007	Brett Tevepaugh	83	10
2001	Bob Dubovec	80	10
2014	James Thigpen	78	10
2002	Andy Harsh	78	10
2014	Jeremy Wyers	76	10
1984	Jeff Klie	74	10
2019	Jack Porter	72	10
2001	Andy Harsh	72	10
1993	Todd Bush	72	10

TOP 20 TD PLAYOFF			
YEAR	NAME	PO TD	GAMES
2018-2019	Jack Porter	*14	6
2018-2019	Jon Tomcufcik	8	6
1995	Andy Rule	6	4
2018-2019	Tyler Mintz	4	5
2012	Darryl Richards	4	2
1986	Andy Gurd	4	4
2019-2020	JP Germano	3	2
2018-2020	Ryan Miller	3	8
2018	Bransen Stanley	3	5
1986	Ken McClintock	3	4
1986	Mike Dinallo	3	4
2018-2020	Stanley Sell	2	8
2018-2019	Javion Middleton	2	5
2020	Colin McCleery	1	2
2014	Jake Silberman	1	1
2014	James Thigpen	1	1
2014	Parker Gdula	1	1
2013	Pedro Valasco	1	1
2012	Joe Tomcufcik	1	2
2012	Brian Brezovec	1	2

***NEW RECORD**

ALL PLAYOFF SCORING			
YEAR	NAME	PO PT TOTAL	GAMES
2018-2019	Jack Porter	*84	6
2018-2019	Jon Tomcufcik	50	6
1995	Andy Rule	36	4
2018	Anna Sanders	28	5
2018	Tyler Mintz	24	5
2012	Darryl Richards	24	2
1986	Andy Gurd	24	4
2018-2020	Ryan Miller	18	8
2019-2020	JP Germano	18	3
2018	Bransen Stanley	18	5
1986	Ken McClintock	18	4
1986	Mike Dinallo	18	4
1986	Darryl Wodecki	13	4
2018-2020	Stanley Sell	12	7
2018	Javion Middleton	12	5
1995	Ryan Noble	10	4
2014	Jake Silberman	6	1
2014	James Thigpen	6	1
2014	Parker Gdula	6	1
2013-2014	Parker Deuley	6	2

ALL PLAYOFF SCORING			
YEAR	NAME	PO PT TOTAL	GAMES
2000	Andy Harsh	6	1
1997	Ryan Reardon	6	1
1995	Mark Leiberth	6	4
2012	TJ Kestranek	3	1
2012	Nick Lombardy	2	2
2018	Blake Torres	1	5
2000	Bob Dubovec	1	1




TOUGHEN UP

YEAR-BY-YEAR KICKING STATS

Year	Name	Games	Season FG	Season PAT	Season Total
2020	Parker Munday	7	0	12	12
2019	Parker Munday	11	0	3	3
2019	Blake Torres	11	1	36	39
2018	Anna Sanders	15	6	65	83
2018	Blake Torres	15	1	1	4
2017	Anna Sanders	10	0	29	29
2017	Blake Torres	10	0	2	2
2017	Ryan Toft	10	0	6	6
2016	DJ DeLarnette	10	0	2	2
2016	Dominic Bartolone	10	3	18	27
2015	Ryan Toft	10	3	12	21
2014	Parker Deuley	11	3	37	46
2013	Parker Deuley	11	6	41	59
2012	TJ Kestranek	12	1	44	47
2011	Sky Zahner	10	2	32	38
2010	Pat Porter	11	0	18	18
2009	Pat Porter	10	2	20	26
2008	Pat Porter	10	1	8	11
2007	Brett Tevepaugh	10	0	35	35
2006	Brett Tevepaugh	10	3	17	26
2006	Justin Debaggis	10	0	3	3
2005	Brett Tevepaugh	10	2	27	33
2004	Matt Berkowitz	10	2	17	23
2002	Bob Dubovec	10	3	24	33
2001	Bob Dubovec	10	2	32	38

Year	Name	Games	Season FG	Season PAT	Season Total
2000	Bob Dubovec	11	2	16	22
1999	Paul Noble	10	2	6	12
1998	Trenton Hillier	10	4	16	28
1997	Trenton Hillier	11	5	19	34
1996	Trenton Hillier	10	3	14	23
1995	Ryan Noble	14	3	27	36
1994	Ryan Noble	10	0	4	4
1993	Bryan Krueger	10	0	11	11
1991	Pat Noble	10	3	11	20
1990	Pat Noble	10	4	10	22
1989	Pat Noble	10	1	6	9
1988	Jason Maxwell	10	0	11	11
1988	Matt Dawson	10	1	0	3
1987	Lane Torres	10	0	5	5
1987	Paul Schell	10	2	7	13
1986	Darryl Wodecki	14	3	20	29
1985	Darryl Wodecki	10	1	15	18
1984	Rick Brown	10	0	27	27
1983	Chris Lencewicz	10	1	12	15
1982	Ron Partilla	10	0	7	7
1981	Nick Zsebedics	11	2	25	31
1980	Nick Zsebedics	10	3	10	19
1980	Oliver Sauter	10	3	10	19
1979	Nick Zsebedics	10	2	10	16

TOUGHEN UP



TOP 20 KICKING

TOP 20 PAT SEASON			
YEAR	NAME	SEASON PAT	GAMES
2018	Anna Sanders	65	15
2012	TJ Kestranek	44	12
2013	Parker Deuley	41	10
2014	Parker Deuley	37	11
2019	Blake Torres	36	11
2007	Brett Tevepough	35	10
2011	Sky Zahner	32	10
2001	Bob Dubovec	32	10
2017	Anna Sanders	29	10
2005	Brett Tevepough	27	10
1995	Ryan Noble	27	14
1984	Rick Brown	27	10
1981	Nick Zsebedics	25	11
2002	Bob Dubovec	24	10
2009	Pat Porter	20	10
1986	Darryl Wodecki	20	10
1997	Trenton Hillier	19	11
2016	Dominic Bartolone	18	10
2010	Pat Porter	18	11
2006	Brett Tevepough	17	10

TOP 20 FG SEASON			
YEAR	NAME	SEASON FG	GAMES
2018	Anna Sanders	6	15
2013	Parker Deuley	6	10
1997	Trenton Hillier	5	11
1998	Trenton Hillier	4	10
1990	Pat Noble	4	10
2014	Parker Deuley	3	11
1995	Ryan Noble	3	10
2002	Bob Dubovec	3	10
1986	Darryl Wodecki	3	10
2016	Dominic Bartolone	3	10
2006	Brett Tevepough	3	10
1996	Trenton Hillier	3	10
2015	Ryan Toft	3	10
1991	Pat Noble	3	10
1980	Nick Zsebedics	3	10
1980	Oliver Sauter	3	10
2011	Sky Zahner	2	10
1981	Nick Zsebedics	2	11
2009	Pat Porter	2	10
1987	Paul Schell	2	10

TOP 20 POINT TOTAL SEASON			
YEAR	NAME	SEASON TOTAL	GAMES
2018	Anna Sanders	83	15
2013	Parker Deuley	59	11
2012	TJ Kestranek	47	11
2014	Parker Deuley	46	11
2019	Blake Torres	39	11
2011	Sky Zahner	38	10
2001	Bob Dubovec	38	10
1995	Ryan Noble	36	14
2007	Brett Tevepough	35	10
1997	Trenton Hillier	34	11
2005	Brett Tevepough	33	10
2002	Bob Dubovec	33	10
1981	Nick Zsebedics	31	11
2017	Anna Sanders	29	10
1986	Darryl Wodecki	29	10
1998	Trenton Hillier	28	10
2016	Dominic Bartolone	27	10
1984	Rick Brown	27	10
2009	Pat Porter	26	10
2006	Brett Tevepough	26	10

TOP 20 PAT CAREER			
YEAR	NAME	CAREER PAT	GAMES
2017-2018	Anna Sanders	94	25
2013-2014	Parker Deuley	78	22
2000-2002	Bob Dubovec	72	31
2005-2007	Brett Tevepough	52	30
1996-1998	Trenton Hillier	49	31
2008-2010	Pat Porter	46	31
1979-1981	Nick Zsebedics	45	31
2012	TJ Kestranek	44	12
2017-2019	Blake Torres	39	36
1985-1986	Darryl Wodecki	35	24
2011	Sky Zahner	32	10
1994-1995	Ryan Noble	31	20
1989-1991	Pat Noble	27	30
1984	Rick Brown	27	10
2015-2017	Ryan Toft	18	20
2016	Dominic Bartolone	18	10
2004	Matt Berkowitz	17	10
1983	Chris Lencewicz	12	10
1988	Jason Maxwell	11	10
1993	Bryan Krueger	11	10

TOP 20 FG CAREER			
YEAR	NAME	CAREER FG	GAMES
1996-1998	Trenton Hillier	12	31
2013-2014	Parker Deuley	9	22
1989-1991	Pat Noble	8	30
2000-2002	Bob Dubovec	7	31
1979-1981	Nick Zsebedics	7	31
2017-2018	Anna Sanders	6	25
2005-2007	Brett Tevepough	5	30
1985-1986	Darryl Wodecki	4	31
2016	Dominic Bartolone	3	10
1980	Oliver Sauter	3	10
2008-2010	Pat Porter	3	31
1994-1995	Ryan Noble	3	24
2015-2017	Ryan Toft	3	30
2011	Sky Zahner	2	10
1999	Paul Noble	2	10
1987	Paul Schell	2	10
2017-2019	Blake Torres	2	36
2012	TJ Kestranek	1	12
1983	Chris Lencewicz	1	10
1988	Matt Dawson	1	10

TOP 20 POINT TOTAL CAREER			
YEAR	NAME	CAREER TOTAL	GAMES
2017-2018	Anna Sanders	112	25
2013-2014	Parker Deuley	105	22
2005-2007	Brett Tevepough	94	30
2000-2002	Bob Dubovec	93	31
1996-1998	Trenton Hillier	85	31
1979-1981	Nick Zsebedics	66	31
2008-2010	Pat Porter	55	31
1989-1991	Pat Noble	51	30
2012	TJ Kestranek	47	12
1985-1986	Darryl Wodecki	47	24
2017-2019	Blake Torres	45	36
1994-1995	Ryan Noble	40	24
2011	Sky Zahner	38	10
2016	Dominic Bartolone	27	10
1984	Rick Brown	27	10
2004	Matt Berkowitz	23	10
2015	Ryan Toft	21	10
1983	Chris Lencewicz	15	10
1987	Paul Schell	13	10
1999	Paul Noble	12	10

TOUGHEN UP

TOP 20 KICKING

TOUGHEN UP

TOP 20 PAT REGULAR SEASON			
YEAR	NAME	REG PAT	GAMES
2018	Anna Sanders	43	10
2012	TJ Kestranek	41	10
2013	Parker Deuley	40	10
2007	Brett Tevepaugh	35	10
2019	Blake Torres	34	10
2014	Parker Deuley	34	10
2011	Sky Zahner	32	10
2001	Bob Dubovec	32	10
2017	Anna Sanders	29	10
2005	Brett Tevepaugh	27	10
1984	Rick Brown	27	10
1981	Nick Zsebedics	25	10
2002	Bob Dubovec	24	10
1995	Ryan Noble	24	10
2009	Pat Porter	20	10
1997	Trenton Hillier	19	10
2016	Dominic Bartolone	18	10
2010	Pat Porter	18	10
2006	Brett Tevepaugh	17	10
2004	Matt Berkowitz	17	10

TOP 20 FG REGULAR SEASON			
YEAR	NAME	REG FG	GAMES
2013	Parker Deuley	6	10
1997	Trenton Hillier	5	10
2018	Anna Sanders	4	10
1998	Trenton Hillier	4	10
1990	Pat Noble	4	10
1995	Ryan Noble	3	10
2002	Bob Dubovec	3	10
2016	Dominic Bartolone	3	10
2006	Brett Tevepaugh	3	10
1996	Trenton Hillier	3	10
2015	Ryan Toft	3	10
1991	Pat Noble	3	10
1980	Nick Zsebedics	3	10
1980	Oliver Sauter	3	10
2014	Parker Deuley	2	10
2011	Sky Zahner	2	10
2001	Bob Dubovec	2	10
2009	Pat Porter	2	10
1987	Paul Schell	2	10
1999	Paul Noble	2	10

TOP 20 POINT TOTAL REGULAR SEASON			
YEAR	NAME	REG TOTAL	GAMES
2018	Anna Sanders	55	10
2013	Parker Deuley	58	10
2012	TJ Kestranek	44	10
2014	Parker Deuley	40	10
2011	Sky Zahner	38	10
2001	Bob Dubovec	38	10
2019	Blake Torres	37	10
2007	Brett Tevepaugh	35	10
1997	Trenton Hillier	34	10
2005	Brett Tevepaugh	33	10
2002	Bob Dubovec	33	10
1995	Ryan Noble	33	10
1981	Nick Zsebedics	31	10
2017	Anna Sanders	29	10
1986	Darryl Wodecki	29	10
1998	Trenton Hillier	28	10
2016	Dominic Bartolone	27	10
1984	Rick Brown	27	10
2009	Pat Porter	26	10
2006	Brett Tevepaugh	26	10

TOP 20 KICKING PLAYOFFS				
YEAR	NAME	PO FG	PO PAT	PO TOTAL
2018	Anna Sanders	2	22	28
1986	Darryl Wodecki	2	7	13
2014	Parker Deuley	1	3	6
2012	TJ Kestranek	0	3	3
1995	Ryan Noble	0	3	3
2018	Blake Torres	0	1	1
2013	Parker Deuley	0	1	1
2000	Bob Dubovec	0	1	1

★ Kenston vs CAPE 1986 – Attendance 12,293 (5th largest Division III crowd ever) ★




BOMBER



2021
FOOTBALL
Closing

TOUGHEN UP

THANK YOU



TOUGHEN UP

SOURCES

- News Herald
- Cleveland Plain Dealer
- Cleveland Press
- Geauga Times Leader
- Geauga County Maple Leaf
- Chagrin Valley Today
- Record Courier
- Akron Beacon Journal
- JoeEitel.com
- OHSAA.org
- Hudl.com
- Maxpreps.com
- Facebook.com
- Twitter.com
- Kenstonlocal.org webpage
- Kenston Board Office – Historical Closet
- Geauga County Touchdown Club (defunct)
- Bainbridge Library
- Chagrin Falls Library
- Chardon Library
- Cuyahoga County Library
- Dayton Public Library
- Multiple college and high school websites
- HighSchoolBall.com
- Bainbridge Historical Society
- Newspapers.com
- Arbitrivelive.com

SPECIAL THANKS TO:























- Ronnie Continenza (Mr. C.), Kenston – Webmaster and Photographer
- John Kampf, News Herald – Reporter
- Chris Berger, Kenston - Statistician
- Bomber Elite Club
- Tony Lange, Chagrin Valley Today - Reporter
- Joe Podolski, News Herald - Reporter
- Katie McGrath, Kenston - Yearbook support
- Al Hrabak, Former Kenston Head Coach and Athletic Director
- Jack Bair, Former Kenston Head Coach and Teacher
- James Rienart, Ganley Chevy
- Zinn Gorby, Former Kenston Head Coach, Teacher and Principal
- Paul Koballa, Former Kenston Head Coach and Teacher
- Frank Kitko, Former Kenston Assistant Coach and Teacher
- John Pai, Former Head Football Coach Chagrin Falls High School
- Mike Knepp, Former Kenston Head Coach and Teacher
- Rick Adams, Former Kenston Head Coach and Teacher
- Roger Vasey, Former Kenston Head Coach and Teacher
- Pete Thompson, Former Kenston Head Coach and Teacher
- Jeff Grubich, Current Kenston Head Coach and Teacher
- Tom Gabram, former player, and Kenston High School Principal.
- Judah Herman, former player 1985-1988
- Mark Kautzman, former player 1992-1996
- Stuart Harris, former player 1973-1976
- Bob Hunt, former player, and current Superintendent at Chagrin Falls, 1988-1991
- Darrin Sotera, former player 1985-1988
- Darryl Wodecki, former player 1984-1987
- Mike Dinallo, former player 1985-1988
- All the former players who donated pictures, old stories, or statistics
- Barry Jacobson KMK Promotions
- Mitchell Trubiski, former player 2010-2011
- Sam Coverdale, former player 2012
- Steve Trivisonno Mentor Head Football Coach
- Louise Teringo, Proofreader
- Danny Jenks of Augie's, Pizza, Ribs, & Catering.
- Radius Advertising, Matt Bender, Russ Hirth, Anna Matisak
- Greg Bumbu, team meal provider



RARE PHOTO OF MR. C IN ACTION



REFEREE SIGNALS

<p>1</p>  <p>Ball ready for play *Untimed down</p>	<p>2</p>  <p>Start clock</p>	<p>3</p>  <p>Time-out Discretionary or injury time-out (follow by tapping hands on chest)</p>	<p>4</p>  <p>TV/Radio time-out</p>	
<p>5</p>  <p>Touchdown Field goal Point(s) after touchdown</p>	<p>6</p>  <p>Safety</p>	<p>7</p>  <p>Dead ball foul Touchback (move side to side)</p>	<p>8</p>  <p>First down</p>	
<p>9</p>  <p>Loss of down</p>	<p>10</p>  <p>Incomplete forward pass Penalty declined No play, no score Toss option deferred</p>	<p>11</p>  <p>Legal touching of forward pass or scrimmage kick</p>	<p>12</p>  <p>Inadvertent whistle (Face Press Box)</p>	<p>13</p>  <p>Disregard flag</p>
<p>14</p>  <p>End of period</p>	<p>15</p>  <p>Sideline warning (NFHS)</p>	<p>16</p>  <p>First touching (NFHS) Illegal touching</p>	<p>17</p>  <p>Uncatchable forward pass (NCAA)</p>	
<p>18</p>  <p>Encroachment (NFHS) Offside defense or free-kick defense (NCAA)</p>	<p>19</p>  <p>False start Illegal formation Encroachment offense (NCAA)</p>	<p>20</p>  <p>Illegal shift - 2 hands Illegal motion - 1 hand</p>	<p>21</p>  <p>Delay of game</p>	<p>22</p>  <p>Substitution infraction</p>











TOUGHEN UP

REFEREE SIGNALS

<p>23</p>  <p>Failure to wear required equipment</p>	<p>24</p>  <p>Illegal helmet contact</p>	<p>25</p>  <p>Illegal Horse-Collar Tackle</p>	<p>27</p>  <p>Unsportsmanlike conduct Noncontact foul</p>	<p>28</p>  <p>Illegal participation</p>
<p>29</p>  <p>Sideline interference (Face Press Box)</p>	<p>30</p>  <p>Running into or Roughing kicker or holder</p>	<p>31</p>  <p>Illegal batting/kicking (Followed by pointing toward toe for kicking)</p>	<p>32</p>  <p>Invalid fair catch signal (NFHS) Illegal fair catch signal</p>	<p>33</p>  <p>Forward pass interference Kick catching interference</p>
<p>34</p>  <p>Roughing passer</p>	<p>35</p>  <p>Illegal pass/forward handing (Face Press Box)</p>	<p>36</p>  <p>Intentional grounding</p>	<p>37</p>  <p>Ineligible downfield on pass</p>	<p>38</p>  <p>Personal foul</p>
<p>39</p>  <p>Clipping</p>	<p>40</p>  <p>Blocking below waist Illegal block</p>	<p>41</p>  <p>Chop block</p>	<p>42</p>  <p>Holding/obstructing Illegal use of hands/arms</p>	<p>43</p>  <p>Illegal block in the back</p>
<p>44</p>  <p>Helping runner Interlocked blocking</p>	<p>45</p>  <p>Grasping face mask or helmet opening</p>	<p>46</p>  <p>Tripping</p>	<p>47</p>  <p>Disqualification</p>	



TOUGHEN UP

OPPONENT	WEEK	8/20/21	8/27/21	9/3/21	9/10/21	9/17/21	9/24/21	10/1/21	10/8/21	10/15/21	10/22/21
Chagrin Falls Tigers	1	@ 	Trinity Trojans	@ Brookside Cardinals	Perry Pirates	Orange Lions	@ Kirtland Hornets	@ Ashtabula Lakeside Dragons	Ashtabula Edgewood Warriors	@ West Geauga Wolverines	Geneva Eagles
Perry Pirates	2	Riverside Beavers	@ 	Madison Blue Streaks	@ Chagrin Falls Tigers	Ashtabula Lakeside Dragons	@ Ashtabula Edgewood Warriors	Kirtland Hornets	@ Orange Lions	Geneva Eagles	@ West Geauga Wolverines
Notre Dame Cathedral Latin Lions	3	Willoughby South Rebels	Olentangy Braves		@ Gilmour Lancers	@ Luthran East Falcons	@ East Liverpool Potters	@ Walsh Jesuit Warriors	Padua Bruins	VASJ Vikings	@ Lake Catholic Cougars
Eastlake North Rangers	4	Garfield Heights Bulldogs	@ Revere Minutemen	@ Lake Catholic Cougars		@ Willoughby South Rebels	Madison Blue Streaks	Riverside Beavers	@ Mayfield Wildcats	Brush Arcs	@ Chardon Hilltoppers
Lake Catholic Cougars	5	@ Dover Tornado's	@ Erie McDowell Trojans	Eastlake North Rangers	@ University School Preppers		@ Padua Bruins	@ VASJ Vikings	Walsh Jesuit Warriors	St. Mary's Prep (MI) Eaglets	NDCL Lions
Chardon Hilltoppers	6	Glenville Tarblooders	@ Buchtel Griffins	Ursuline Fighting Irish	Riverside Beavers	@ Mayfield Wildcats		@ New Philadelphia Quakers	Madison Blue Streaks	@ Willoughby South Rebels	Eastlake North Rangers
Madison Blue Streaks	7	Geneva Eagles	@ Ashtabula Lakeside Dragons	@ Perry Pirates	Willoughby South Rebels	Riverside Beavers	@ Eastlake North Rangers		@ Chardon Hilltoppers	Mayfield Wildcats	@ Garfield Heights Bulldogs
Willoughby South Rebels	8	@ NDCL Lions	Twinsburg Tigers	Maple Heights Mustangs	@ Madison Blue Streaks	Eastlake North Rangers	@ Brush Arcs	Mayfield Wildcats		Chardon Hilltoppers	@ Riverside Beavers
Riverside Beavers	9	@ Perry Pirates	Amherst Steele Comets	Holy Name Green Wave	@ Chardon Hilltoppers	@ Madison Blue Streaks	Mayfield Wildcats	@ Eastlake North Rangers	Matinsburg (WV) Bulldogs		Willoughby South Rebels
Mayfield Wildcats	10	Akron Buchtel Griffons	@ Massillon Jackson Polar Bears	Nordonia Knights	@ Tiffin Columbian Tornado's	Chardon Hilltoppers	@ Riverside Beavers	@ Willoughby South Rebels	Eastlake North Rangers	@ Madison Blue Streaks	

TOUGHEN UP

