

**BOMBER**



**2022**

**FOOTBALL  
MEDIA  
GUIDE**

[www.KenstonBombers.com](http://www.KenstonBombers.com)

# ALL IN

**Welcome to the 2022 Bomber Football Season! This will be another chapter in the rich and successful history of Kenston Football. Annually, the team selects a theme that serves as their guide post for the season. This is obviously related to their current experience but also relevant to the status of the program at this point in time.**

This year's team selected "ALL IN" as they embark upon the season. The relevance is easy to identify on a superficial level as they have an extremely challenging schedule including historical rival Chagrin Falls, perennial power Lake Catholic, and the defending state champion Chardon. The Western Reserve Conference is a battle week to week but positions the Bombers well for a long run in the play-offs. As with every season there will be victories and defeats on given plays and within given games. This team's ability to go "ALL IN" when it matters will certainly dictate the success and failures for 2022

There is no question that success playing football at Kenston requires a love and appreciation for the game. However, those of us that have been through the program can attest that it is the life lessons learned through participation that make the real difference. Lessons of facing adversity, teamwork, working hard and relentlessly committing to a goal are ingrained in those that commit to this program. They serve us well in life and are passed on to our own children and those we interact with daily. Football is hard and Bomber nation teaches us that in times of struggle the only option is to go "ALL IN".

I wish the entire Kenston community a wonderful Fall season. Go Bombers!

Robert W. Hunt, Ph.D.  
Class of 1991



Bob Hunt, Linebacker, 1990

# CONTENTS



## OPENING

- "ALL IN" ..... pg 2
- Table of Contents..... pg 3
- What Makes a Bomber..... pg 4

## KENSTON INFORMATION

- Facts and More ..... pg 6
- Head Coach ..... pg 7-8
- Assistant Coaches..... pg 9-11
- Bomber Stadium ..... pg 12
- Gurd Fieldhouse ..... pg 13
- 2021 Opponent Information .... pg 14-23
- OHSAA Division 3  
Regional Breakdown ..... pg 24-26

## TEAM

- 2022 Schedule ..... pg 28
- 2021 Opponent Recap  
and 2021 Review..... pg 29-49
- Regular Season Stats ..... pg 50-51
- Playoff Review..... pg 52-57
- 2021 Season Review ..... pg 58-59
- 2022 Roster..... pg 60

## HISTORY

- Awards and Traditions ..... pg 62-63
- Dallas Letter..... pg 63
- Football Lore ..... pg 64-65
- Legends and Greats..... pg 66-69
- All-Ohio..... pg 70-75
- All-Ohio Where are They Now .. pg 76
- Conference History..... pg 77
- Conferences Championships .. pg 78-82
- OHSAA Playoff History..... pg 83-105
- College Players ..... pg 106-108
- Coaches Record ..... pg 109
- All-Time Opponent Record..... pg 110-111
- All-Time Opponent Season ..... pg 112-117

## TEAM STATISTICS

- Team Defense..... pg 119-123
- Team Offense ..... pg 124-125

## INDIVIDUAL STATISTICS

- Individual Rushing..... pg 127-130
- Individual Receiving ..... pg 131-134
- Individual Passing ..... pg 135-140
- Individual Scoring..... pg 141-145
- Individual Kicking ..... pg 146-148

## CLOSING

- Sources and Thank you ..... pg 150
- Referee Signals..... pg 151-152
- Grid Schedule..... pg 153

ALL IN

★ Only 2 schools from Geauga County have won state championships – Kenston 2018 and Chardon 2021, 2020, 1994 ★

# WHAT IS A BOMBER?



ALL IN

This question is a very important one in understanding the benefits that participating in Kenston football promotes. A common definition is simply, football players grow by learning the values of healthy competition, teamwork, goal setting, respect, and hard work. We believe it to be much more. After interviewing former Kenston coaches and players it was confirmed. We found that a Bomber football player is built on 65 plus years of tradition. As we asked the question to former Kenston coaches that include Jack Bair, Al Hrabak, Zinn Gorby, Paul Koballa, Frank Kitko, Mike Knepp, Rick Adams, Roger Vasey, and Pete Thompson, it became apparent that each coach had a different description of what makes a Bomber that developed into a mutual theme. What we found is that a Bomber football player is a tough, aggressive, defensive minded, coachable, hardnosed player who practices hard, never gives up, respects the game, wears the greatest high school football helmet in the state, and is passionately proud to play for Kenston. Another point that rang true from the coaches is that our players come from great families that understand how important it is for coaches to coach and parents to support from home. When we asked the same to former players, we discovered a bond, if not a brotherhood, was a common thread between player beliefs. Pat Knox 87' said, "No matter what came our way we had each other's backs. One man makes a mistake the next guy would pick him up and make the play." Andy Gurd 87' stated, "The brotherhood that was developed on the field still is intact today over 30 years later." Wes Rule 96' had this to say about being a Bomber, "This is a young man that has grit and mental toughness on the field and a gentleman off. He outworks his opponents at all times from the classroom to the field. Brings his best when the odds are stacked against him and is always the best conditioned athlete in the 4th quarter. The more hits he takes the stronger he gets and doesn't back down from any situation. Protects his brothers, friends, and family at all costs. He bleeds Bomber blue and won't stand for anyone that disrespects it. A true Kenston Bomber will always be successful in life and loyal to the people that helped him achieve greatness. I love Kenston Football." Tom Gabram 93', current High School Principal believes that "Being a Bomber is having an opportunity to be a part of an elite program. It's a privilege; one that is earned not given. It is earned through the dedication, the respect, and the commitment you have to your teammates and coaches. It's an understanding that personal sacrifice is rewarded with victory. Most importantly being a Bomber allows you to be part of a brotherhood of experience and tradition. The teammates you play with will always be there for you in times of need."

As we ask the new generation of alumni what it means to be a Bomber what we found is the brotherhood theme continues. Bransen Stanley 19' and 2-time All-Ohioan, found strength in the Bomber lineage that showed him that having perseverance and great team chemistry will make anything possible including winning a state championship in 2018. 3-time 1-st team All-Ohio running back Jack Porter 20', recently told us that being a part of the Kenston Football program has helped him develop many characteristics that are important to success. Learning the importance of discipline, having a positive attitude, and giving a great effort were all great life lessons enabling him to become the person he is today. We had many ex-players and coaches respond to our question with ultimately saying that the Kenston football experience is like no other. Wearing the Bomber star links players to a unique fraternity of, many that they know and many that they don't, but one thing is for sure, these men and women know about hard work, success, loyalty and will be forever linked by the star.

**BOMBER**



**2022  
FOOTBALL**

***Kenston Information***

**ALL IN**



# KENSTON FOOTBALL FACTS AND MORE

## SCHOOL INFORMATION

Location:	17419 Snyder Road Chagrin Falls, OH 44023
Founded:	1952
Conference Affiliation:	Western Reserve Conference
Joined the WRC:	2015
Enrollment:	364 M 328 F
Nickname:	Bombers
Colors:	Columbia Blue, Navy and Red
Superintendent:	Steven Sayers (interim) <a href="mailto:steven.sayers@kenstonapps.org">steven.sayers@kenstonapps.org</a>
Principal:	Tom Gabram <a href="mailto:tom.gabram@kenstonapps.org">tom.gabram@kenstonapps.org</a>
Director of Athletics:	Reid Guarnieri <a href="mailto:reid.guarnieri@kenstonapps.org">reid.guarnieri@kenstonapps.org</a>
Athletic Office Phone:	(440) 543-9821
Website:	<a href="http://kenstonlocal.org/khs/athletics/">http://kenstonlocal.org/khs/athletics/</a>

## TEAM HISTORY

First Year of Football:	1952
All-Time Record:	394 – 288 – 9 (69 Years)
Conference Championships:	13
OHSAA Playoff Appearances:	13
OHSAA Playoff Record:	15 – 12 (State Champion 2018; State Runner-up 1986 & 1995)

Last OHSAA Playoff Appearance:	2021
All-Ohio Selections:	111

## HEAD COACH: JEFF GRUBICH

Alma Mater:	Ashland (2000; BS Education)
Record at Kenston:	71 – 32
OHSAA Playoff Appearances:	7 – 2012, 2013, 2014, 2018, 2019, 2020, 2021
All Ohio Players:	54
All Ohio Players at Kenston:	36
Ohio Mr. Football Players:	2 - Mitchell Trubisky (2012), Bart Tanski (2007)

## ASSISTANT COACHES

Scott Anderson	Offensive Coordinator/Wide Receivers
Joe Brahler	Offensive Line/Freshmen
Lenny Stanley Jr.	Defensive Backs
Mark Cuccia	Quarterbacks/Running Backs
Thomas Grenier	Assistant Defensive Backs/Junior Varsity
Steve "Weeb" Grubich	Quarterbacks
Fred Lockinour	Assistant Wide Receivers/Junior Varsity
Quorey Payne	Running Backs/Freshmen
Bob Ross	Special Teams Coordinator Defensive Line
James Selby	Strength and Conditioning Outside Linebackers
Steve Teringo	Defensive Coordinator

## MEDICAL STAFF

**Team Doctor:** John Martin Leland III, MD, is an Orthopedic Sports Medicine & Shoulder surgeon and the Medical Director of Sports Medicine at University Hospitals Geauga Medical Center in Chardon, Ohio. Dr. Leland is one of the only doctors in all of Geauga County that is double board-certified in both Orthopedic Surgery and in Orthopedic Sports Medicine. He has been named one of the best Orthopedic Surgeons in Cleveland-by-Cleveland Magazine. Dr. Leland specializes in the care of athletes with shoulder and knee problems. He is an expert in shoulder and knee arthroscopy, rotator cuff repairs, labral repairs, shoulder replacements, ACL reconstructions, and meniscus surgery. Dr. Leland serves as the Head Orthopedic Surgeon for numerous high schools in Geauga and Portage Counties. Dr. Leland is a national leader in Orthopedic Sports Medicine. He is on the Board of Directors for the Arthroscopy Association of North America (AANA). He is an Associate Editor for the Arthroscopy Journal, one of the two biggest Orthopedic Sports Medicine journals in the world. Dr. Leland has been named a 'Master Instructor' at the Orthopedic Learning Center, the largest and most respected Arthroscopy Training Center in the country. He teaches Orthopedic Surgeons from all over the world how to improve their skills with cutting-edge arthroscopic surgery. Arthroscopic surgery allows for smaller incisions, less pain, and a faster recovery. Dr. Leland has served as a team physician for the Philadelphia Eagles, Philadelphia Phillies, and Chicago Blackhawks. Dr. Leland sees patients at UH Geauga Medical Center in Chardon, Ohio and at UH Health Centers in Twinsburg and Solon.

**Team Trainer:** Viviani McKinney is a board certified and licensed athletic trainer with University Hospitals. She has been athletic trainer for Kenston High School since 2015 Where she cares full-time for over 700 athletes across 25 varsity sports. Viviani received her master's degree from the University of Findley and is a graduate of Hiram College.

### Student trainers:

- Biz Adante is a sophomore at Kenston High School. This is her first year of football athletic training. She is also playing her second year for Kenston volleyball. Biz is certified in First Aid and CPR and looking to go to college for sports medicine or sports management.
- Malise Chalmers is a senior at Kenston high school and this is her fourth year in the student athletic training program for football. Malise has varsity letters in track and soccer. Malise is interested in continuing her education in nursing and playing college soccer.
- Katie Lustig is a sophomore at Kenston High School and this is her first year in the football program. She is an honor roll student, lettered in Softball and is certified in First Aid and CPR. After high school, Katie plans to get into the medical field but is undecided in what capacity
- Aly Stefancin is a junior at Kenston high school and this is her second year in the football program. Aly has 2 varsity letters in Kenston softball and a letter in football (athletic training). Aly is interested in continuing her education in medicine into college where she would like to pursue a career in sports medicine.
- Sophia Strauss is a sophomore at Kenston high school and this is her first year in the football athletic training program. Sophia is a member of the Kenston tennis and lacrosse teams. Her goals after high school are to go to college to pursue a career in sports medicine. She is currently certified in First Aid and CPR
- Samantha Sunderhaft is a junior at Kenston high school and this is her first year in the football athletic training program. After high school Samantha wishes to be an occupational therapist for kids with special needs. Sammy is Red Cross certified in CPR & first aid.

**OFFENSIVE FORMATION:** Multiple Spread

**DEFENSIVE FORMATION:** 3-4 Attack

## LETTER WINNERS RETURNING

Offense	5
Defense	10
Special Teams	1

## LETTER WINNERS LOST

Offense	3
Defense	2
Special Teams	0

## STARTERS RETURNING

**Offense 11**  
RB Sean Patrick, QB Nikko Georgiou, OL Luke Leygraaf, OL Sean Doyle, WR Tymir Cardona, QB Dylan Krupp, RB Cohen Clark, WR Jimmy Richmond, WR Brandon Bell, WR Thomas O'Brien, OL Leo DeLuca

**Defense 12**  
LB Ben DiMarco, DB Lucas Simmons, DB Logan Toft, LB Josh Hallen, LB Ashton Kolenic, DE David Clossin, DE Jack Novak, DE Charlie Kress, DB Jake White, DB Jeremy Hajdu, DB Charlie Thompson, DB Tyler Schurr

**Special Teams 4**  
K Parker Munday, P Nikko Georgiou, PR Lucas Simmons, KOR Sean Patrick

## STARTERS LOST

**Offense 5**  
TE Ryan Miller, WR JP Germino, OL Cale Doyle, WR Carson Rivera-Geabu, OL Connor Klusner

**Defense 10**  
DB JP Germino LB Garrett Uhlir, LB Braden Krupp, DL Aiden Vanderbilt, DL Connor Kluesner, DB Carson Rivera-Geabu, DB Nick Cowski, DL Jake Vasil, DL C. Doyle, DL Daniel Jones

**Special Teams 1**  
Long snapper Cale Doyle

## STADIUM INFORMATION

Name: Bomber Stadium  
Capacity: 5000  
Surface: Pro Grass Turf

# HEAD COACH - JEFF GRUBICH



## QUICK FACTS

**Hometown:** Chagrin Falls

**High School:** Chagrin Falls

**Age:** 44

**Alma Mater:** Ashland University, BS Education

**Master's Degree:** Ashland University, MS Educational Administration

**Years in Coaching:** 20th (11th year at Kenston)

**Wife:** Jen

**Children:** Blake and Emily

## COACHING EXPERIENCE

2012 – Present Kenston HS, Head Coach

2009 – 2012 Mentor HS, Offensive Coordinator

2005 – 2009 Mentor HS, Special Teams Coordinator/Receivers

2002 – 2005 Mentor HS, Defensive Backs/Junior Varsity Head Coach



At first glance the 2021 season looked like a very successful season and it was. Coach Grubich will be the first to tell you that when you dig down into the season you will find a very challenging path to 11 wins. Injuries are part of the game and the Bombers experienced them more than expected. Grubich didn't flinch at challenges knowing the depth of character his team had. The Bomber brotherhood, the next man up mentality and resiliency of the 21 squad cannot be overlooked when thinking about the success of the season.

The 2020 campaign was a season that almost didn't happen. With the country in the middle of the Covid-19 pandemic, high school football was not on the list of high priorities to schools. The state of Ohio recognized the importance of athletics to the student population and with strict safety rule enforcement the Bombers returned to action. This responsibility fell to Coach Grubich and he responded. With none of the usual summer preparation, he led the Bombers to a successful, abbreviated season which included everything from cancelled games to a playoff victory.

In 2019, the Bombers graduated the greatest football class of all time. Replacing the talent, leadership and determination of the senior class was difficult but with Grubich's experience in building young talent into winners, the Bombers rose to the occasion. For example, Grubich's first state title was conceived four years ago when he decided to play a bunch of talented freshmen and sophomores to build the future. Grubich's insight proved correct as the Bombers won OHSAA Division 3 tournament with a squad of experienced and talented juniors and seniors. The victory laid to rest the ghosts of having lost its previous two state championship games (1986, 1995) by a total of four points, 6-7 in 1986 and 0-3 in 1995. When asking Principal Tom Gabram about Grubich he states "without a doubt it's his leadership. He has the unique ability to listen and make proactive decisions from there." Learning from the 2017 season, Grubich kept the team focused and motivated through the final whistle in 2018 by driving home the "Vengeance.3 (V.3)" slogan which reminded each player how they felt after missing the playoff by 3 tenths of a point in 2017. Grubich has been recognized for his efforts that year by being named the News Herald's Bob Ritley Coach of the Year award, Ohio High School Football Coaches Association Division 3 Coach of the Year, Sam Rutigliano Cleveland Legends Coach of the Year, and the Paul Brown National Football Foundation NEO Chapter Coach of the Year. With this year's record of 8-3 Grubich's overall record improved to 57-33 in his eighth season of Bomber football. Under his direction Kenston has earned two conference championships including 2014 and in 2018 – the program's thirteenth overall.

The current playoff success is not new to Grubich, he has led the Bombers to consecutive OHSAA playoff appearances from 2012 to 2014 highlighted by the 2012 first round victory over the #1 seed Tallmadge. He has done this by developing and overseeing a program culture that requires accountability, promotes respect, prepares young men for life, and develops football skill sets that maximize a player's talents and ability. Born and raised in Chagrin Falls with two degrees from Ashland University, Coach Grubich made it clear from the day he took over the program stating that "We are going to make the Kenston students, staff, parents and community proud of everything we do." With the success the bombers have had both on and off the field, Grubich has indeed made Kenston proud of his Bombers!

# WHAT THEY SAY ABOUT COACH GRUBE

## Mitchell Trubisky - Mentor HS Quarterback:

9,126 yards passing and 92 touchdowns and rushed for 1,559 career yards and 33 touchdowns.

He was the recipient of the **Ohio Mr. Football Award** in 2012. **North Carolina University Chicago Bears (#2 pick overall in the NFL Draft)**



Coach Grube made a big impact on my football career starting in my Freshman year of High school. He taught me a lot about the game and what it takes to get to the next level. More importantly than that, he taught me how to be a man and how to lead other men. I learned a lot about leadership and mental toughness from Coach Grubich. He would test me daily to make sure I was always improving my game and leadership qualities. He always kept practice fun and competitive and that really made me into a tougher quarterback to be able to handle situations where there was more pressure on the line. I always loved the way he pushed me to be great because I knew how much he cared about the game and our team and I think he saw a lot of potential in me and wanted me to fulfill that potential. I learned a lot about putting teammates before myself, remaining humble no matter what, and never being satisfied. All these qualities helped accelerate my game and had a tremendous impact on my character and who I was becoming as a man. I am very thankful for my time with Coach Grube and how he impacted my career. I always root for Coach Grubich's team because of the impact he'll make in these young kids lives beyond football.

I have many funny stories with Coach Grube, and our relationship has continued since high school. Sometimes my favorite text I get will be a random text from Grube saying, "What's up Slap?" or "hope you're doing well Slap!" (That was one of my nicknames to help keep me grounded.) Back in high school he gave me another nickname that stuck with me all the way through high school and I will still hear it from my high school buddies and Coaches from Mentor to this day. We were at practice one day during 7 on 7 and I took a drop, a drop from the far-left hash and went through my progression. No one downfield was open so I threw a wide bubble route as a check down all the way to the other side of the field. It was a 30-35-yard throw for a 2-yard gain and Grube was like "YO do think you're Brett Favre completing that pass all the way to the field for basically no gain!?!?!" Everybody was dying laughing as was I because I thought I could make every throw on the field. The nickname "Favre" stuck with me and I heard that every day from Grube until I graduated Mentor. The nickname lead to Favre Notes which were my notes he would type out for me the week of games everything I needed to focus on so that we could win the game that week. I just remember a ton of great advice and many hilarious jokes within the notes to help keep me locked in but also loose heading into every game. Anyone who has ever played for Grube knows how funny he is and his distinct yelling voice. I will never forget his incredible pre-game speeches or the way he yelled "FAVRE!!!" at practice to make sure I understood there was improvement needed to be made.

## Steve Trivisonno - Mentor Head Football Coach:

During the ten years that Grube, and I coached together the one thing that stood out to me was Grube had it all. He was a great teacher, communicator, and motivator with a keen knowledge for the game. It was also obvious that he could relate these characteristics to all of his players. I also liked the fact that he was always willing to learn. He was able to use the things he absorbed from a strong Mentor program and make those elements fit into the Kenston program. He also has the ability to not take himself too seriously. When he began coaching with me, he was the low man on the totem pole and got stuck doing the bad jobs and he called himself "the carp." We always laugh about him being "the carp." I knew very early he would be a great head football coach. I love being a part of his career and I take great pride in it. He is the complete package.

## Sam Coverdale - Kenston Offensive line: Northwestern University:

I only had coach Grubich for a portion of the off season and the fall of my senior year. However, for as little time as we spent together, I could tell he was a great coach, mentor, and motivator. I will say that I was probably not the easiest player to coach during that time, having college football in front of me and plenty of ego to go with it. With that being said, I definitely improved the most out of my other 2 prior seasons under his tutelage and started to understand the "grinding" mindset that would later be fully instilled during my collegiate career. X's and O's wise, his spread offense and zone principles directly correlated with the offense we would run at Northwestern, which gave me a mental leg up heading into my freshman camp. I can't overstate how much personal growth I attribute to my time as a football player, the work ethic and principles developed, starting with Grube and into college, shaped who I am today.

Between fighting with him on the sideline about not running the ball more, and some practice shenanigans, my best Grubich story was actually when we were looking for a new head coach. I had 2 different head coaches my sophomore and junior season, and when we started the process for hiring a new coach, a few presumptive captains were asked to weigh in on the final round of interviews. So, Darryl Richards, (Toledo) Adam Gray, (JCU) and I, sat in on the two final candidates. One of which was obviously Grube. He went through his presentation and he brought some flipbooks for visual aids and at the end of the presentation we were getting ready to leave and I was going to take one of the flipbooks to review after the meeting. He stopped me and asked where I thought I was going with that? I laughed because I thought it was a joke and kept walking. He stopped me again. "You don't get to keep that; I've got trade secrets and proprietary information in there". Again, I thought that was a joke too! But then he took the flipbook back and said, "You'll get the goods when I get hired!" Clearly it worked out for him, but he has never given me that flipbook back, so maybe he will now?

★ **The "Mercy Rule" era (running clock at +30pts in the 2nd half) went into effect 2014** ★





# ASSISTANT COACHES



**STEVE TERINGO "Tango"**  
**ASSISTANT HEAD COACH/DEFENSIVE COORDINATOR**

**Hometown:** Lyndhurst, Ohio  
**High School:** Brush  
**Alma Mater:** Ashland University  
**Master's Degree:** Kent State University,  
 MA Sports Management  
**Years in Coaching:** 47th (11th year at Kenston)  
**Wife:** Louise  
**Children:** Nikki

**COACHING EXPERIENCE**

2012 – Present: Kenston HS, Assistant Head Coach  
 Defensive Coordinator  
 2007 – 2011: NDCL HS, Defensive Coordinator  
 2004 – 2006: Cleveland Benedictine HS,  
 Defensive Coordinator  
 1980 – 2003: Bedford HS, Defensive Coordinator  
 1978 – 1979: Cleveland Browns - Training Camp  
 Asst. Linebacker Coach



**BOB ROSS**  
**SPECIAL TEAMS COORDINATOR/DEFENSIVE LINE**

**Hometown:** Solon, Ohio  
**High School:** Solon  
**Alma Mater:** Kent State University, BS Education  
**Master's Degree:** Lake Erie College, MS Education  
**Years in Coaching:** 40th (33rd year at Kenston)  
**Wife:** Jackie  
**Children:** Drew, Katie, Chris and Kellie

**COACHING EXPERIENCE**

1989 – Present: Kenston HS, Special Teams Coordinator /  
 Defensive Line  
 1985 – 1988: Shaw HS, Defensive Line  
 1982 – 1984: Solon HS, Defensive Line



**STEVE "WEEB" GRUBICH**  
**QUARTERBACKS**

**Hometown:** Chagrin Falls, Ohio  
**High School:** Chagrin Falls  
**Years in Coaching:** 18th (11th year at Kenston)

**COACHING EXPERIENCE**

2012 – Present: Kenston HS, Quarterbacks  
 2009 – 2011: NDCL HS, Wide Receivers /  
 Defensive Backs  
 2003 – 2008: Mentor HS, Defensive Backs



**SCOTT ANDERSON**  
**OFFENSIVE COORDINATOR/WIDE RECEIVERS**

**Hometown:** Cortland, Ohio  
**High School:** Lakeview  
**Alma Mater:** Lock Haven, BS Education  
**Master's Degree:**  
 University of Akron, MS Special Education  
**Years in Coaching:** 17th (9th year at Kenston)

**COACHING EXPERIENCE**

2014 – Present: Kenston HS, Offensive Coordinator /  
 Wide Receivers  
 2012 – 2013: Vermilion HS, Running Backs /  
 Defensive Backs  
 2009 – 2011: Champion HS, Wide Receivers /  
 Defensive Backs /  
 Special Teams Coordinator  
 2006 – 2008: Mineral Ridge HS, Wide Receivers /  
 Defensive Backs /  
 Special Teams Coordinator  
 2002 – 2005: NFL & NFL Europe, Football Operations




**TOM GRENIER**  
**ASSISTANT DEFENSIVE BACKS/  
 JV DEFENSIVE COORDINATOR**

**Hometown:** Madison, Ohio  
**High School:** Madison  
**Alma Mater:** University of West Virginia, BS Coaching  
**Years in Coaching:** 11th (8th year at Kenston)

**COACHING EXPERIENCE**

2015 – Present: Kenston HS, Assistant JV/Freshmen  
 2012 – 2014: Madison HS, Assistant JV/Freshmen



**FRED LOCKINOUR**  
**ASSISTANT WIDE RECEIVERS/  
 JV OFFENSIVE COORDINATOR**


**Hometown:** Bainbridge, Ohio  
**High School:** Kenston  
**Years in Coaching:** 10th (10th year at Kenston)

**COACHING EXPERIENCE**

2012 – Present: Kenston HS, Wide Receivers /  
 JV Offensive Coordinator

ALL IN

# ASSISTANT COACHES



## LENNY STANLEY JR.

**DEFENSIVE BACKS/  
FRESHMEN DEFENSIVE COORDINATOR**

**Hometown:** Bainbridge, Ohio

**High School:** Kenston

**Years in Coaching:** 1st (1st year at Kenston)

### COACHING EXPERIENCE

2021 – Present: Kenston HS, Defensive Backs /  
Freshmen Defensive Coordinator



## JOE BRAHLER

**OFFENSIVE LINE**

**Hometown:** Garrettsville, Ohio

**High School:** James A. Garfield

**Alma Mater:** Slippery Rock University

**Years in Coaching:** 5th (2nd year at Kenston)

**Wife:** Jackie

### COACHING EXPERIENCE

2020 – Present: Kenston HS, Offensive Line /  
Freshmen Offensive Coordinator

2019 – 2020: James A. Garfield, Secondary /  
Wide Receivers &

Special Teams Coordinator

2018 – 2019: University School, Safeties



## JIM SELBY

**STRENGTH & CONDITIONING/OUTSIDE LINEBACKERS**

**Hometown:** Middlefield, Ohio

**High School:** Cardinal High School

**Alma Mater:** Kent State University

**Years in Coaching:** 9th (7th year at Kenston)

**Wife:** Kelly

**Children:** Kaden, Jake, Kara

### COACHING EXPERIENCE

2020 – Present: Kenston HS - Linebackers

2008 – 2009: Kenston HS, Wide Receivers /Linebackers

1997 – 1998: Kenston HS, Freshman

1994 – 1995: Cardinal HS, Wide Receivers /Linebackers

1989 – 1993: Cardinal HS, Jr. High / Scout



## QUOREY PAYNE

**RUNNING BACKS/DEFENSIVE BACKS**

**Hometown:** Clewiston, Florida

**High School:** Clewiston High School

**Alma Mater:** Southern Illinois University,

**Years in Coaching:** 7th (7th year at Kenston)

### COACHING EXPERIENCE

2016 – Present: Kenston HS, Running Backs /  
Defensive Backs



## MARK CUCCIA

**QUARTERBACKS/RUNNING BACKS**

**Hometown:** Chagrin Falls, Ohio

**High School:** Chanel

**Alma Mater:** Edinboro University

**Years in Coaching:** 34th (5th year at Kenston)

**Wife:** Jody

**Children:** 2

### COACHING EXPERIENCE

2018 – Present: Kenston HS, Running Backs

2007 – 2015: NDCL HS, Running Backs /  
Head Freshmen

2000 – 2006: Gilmore Academy,  
Special Teams Coordinator /

Running Backs

1988 – 1995: Chanel HS, Running Backs /

Defensive Backs

# TEAM TRAINERS



## VIVIANI MCKINNEY, ATC TEAM TRAINER

Viviani is Kenston High School's Board Certified and Licensed Athletic Trainer made possible through Kenston's partnership with University Hospitals. She has been the Athletic Trainer at KHS since 2015. Viviani received her Master's Degree from The University of Findlay and completed her undergraduate studies at Hiram College. In 2019 she and her husband welcomed a new baby boy. Viviani was also the recent recipient of the 2019 Dr. Thomas C. McLaughlin Athletic Trainer of the Year Award. Board Certified and Licensed Athletic Trainer with University Hospitals. She has been the Athletic Trainer for Kenston High School since 2015 where she cares for over 300 athletes and 25 varsity sports. Viviani received her master's degree from the University of Findlay and her undergraduate degree from Hiram College.

## STUDENT TRAINERS

**Biz Adante** is a sophomore at Kenston High School. This is her first year of football athletic training. She is also playing her second year for Kenston volleyball. Biz is certified in First Aid and CPR and looking to go to college for sports medicine or sports management.

**Malise Chalmers** is a senior at Kenston high school and this is her fourth year in the student athletic training program for football. Malise has varsity letters in track and soccer. Malise is interested in continuing her education in nursing and playing college soccer.

**Katie Lustig** is a sophomore at Kenston High School and this is her first year in the football program. She is an honor roll student, lettered in Softball and is certified in First Aid and CPR. After high school, Katie plans to get into the medical field but is undecided in what capacity.

**Aly Stefancin** is a junior at Kenston high school and this is her second year in the football program. Aly has 2 varsity letters in kenston softball and a letter in football (athletic training). Aly is interested in continuing her education in medicine into college where she would like to pursue a career in sports medicine.

**Sophia Strauss** is a sophomore at Kenston high school and this is her first year in the football athletic training program. Sophia is a member of the Kenston tennis and lacrosse teams. Her goals after high school are to go to college to pursue a career in sports medicine. She is currently certified in First Aid and CPR.

**Samantha Sunderhaft** is a junior at Kenston high school and this is her first year in the football athletic training program. After high school Samantha wishes to be an occupational therapist for kids with special needs. Sammy is Red Cross certified in CPR & first aid.

# VOICE OF THE BOMBERS



**"BOOM!"**

## Drew Tewksbury Voice of the Bombers

Depth, in a word, describes Drew Tewksbury. He is dedicated to understanding, educating, and protecting his clients. His experience running festivals and fairs, working on, and inspecting amusement rides and developing safety standards provides him with a fundamental understanding of this unique business. In addition to providing exceptional insurance products, Drew is also a nationally certified amusement ride safety officer and inspector. His unwavering commitment to building meaningful relationships with clients, colleagues and trading partners makes him different from other insurers. When something has gone wrong, clients know they can count on Drew to show up – even at two in the morning. Whether it's climbing the highest peaks in the Rockies or fishing a tight Trout Stream, Drew's lifestyle is always adventurous. Guided by core principles of integrity and compassion, he and his family are committed volunteers and supporters of their community. His greatest successes are the partnership he has with his wife and the raising of his two teenage daughters.

- Indiana University, BS, Sport Marketing and Management
- Industry Certifications
- National Association of Amusement Ride Safety Officials (NAARSO) Level 1
- Multi-State Amusement Ride Inspection Licenses

★ In the "Mercy Rule" era (running clock at +30pts in the 2nd half) the Bombers have the largest margin of victory in a State Final game at 36 ★

# BOMBER STADIUM

Bomber Stadium was opened as part of the new high school complex in 1960. After the consolidation of Auburn and Bainbridge in 1952, all students went to high school in the old ELC building that was located next to the Bainbridge Fire Department. There was no home football field and the Bombers played all their games away with home games played at Chagrin or Chardon. The school quickly became too small for the growing community and in the late 1950's plans were set to build a new high school complex complete with a football stadium. The plan was partially completed and for two years the new building was used as an elementary school. The construction plan was completed and the new high school and stadium were opened in 1960. Bomber stadium was one of the first field in Geauga County to have lights for night games. The light project was not part of the original plans but shrewd negotiations with the electric company and a backdoor deal was made, Kenston Bomber football was playing at night. The Bombers first home night game on September 16, 1960, was extra special because it was a 8-0 win over rival Chagrin Falls. The first renovation didn't come for another 26 years. In 1986 the field and track were replaced. 1986 is a year that will always will be remembered due to the Bombers first run at a State title. What most people don't realize is that due to the renovation all the games were played on the road. Kenston played their "home" games that year at West Geauga Howell Field. In 2009 the change from natural grass to artificial turf was made making Bomber Stadium much more accessible student-athletes and the community. A study was done and the stadium went from 40+ uses a year, including marching band practice to over 650 uses a year, money well spent. The 2016 renovation saw new grand stands, pressbox, new concession stand and new restrooms were completed. In 2018, Bomber Stadium continued to to be renovated into one of the top facilities in the State. A new field turf was installed and a high-tech scoreboard replaced the obsolete one. The Gurd Family Fieldhouse, was officially opened in week 10 of the 2018 season. This premier facility offers players and coaches access to pro style lockerrooms, players lounge, meeting rooms, coaches offices, and a state-of-the-art training room. This project was done completely through private funding. 2018 also marked the Bombers first playoff win, a 48 to 34 victory over West Holmes in front of 5000 fans.

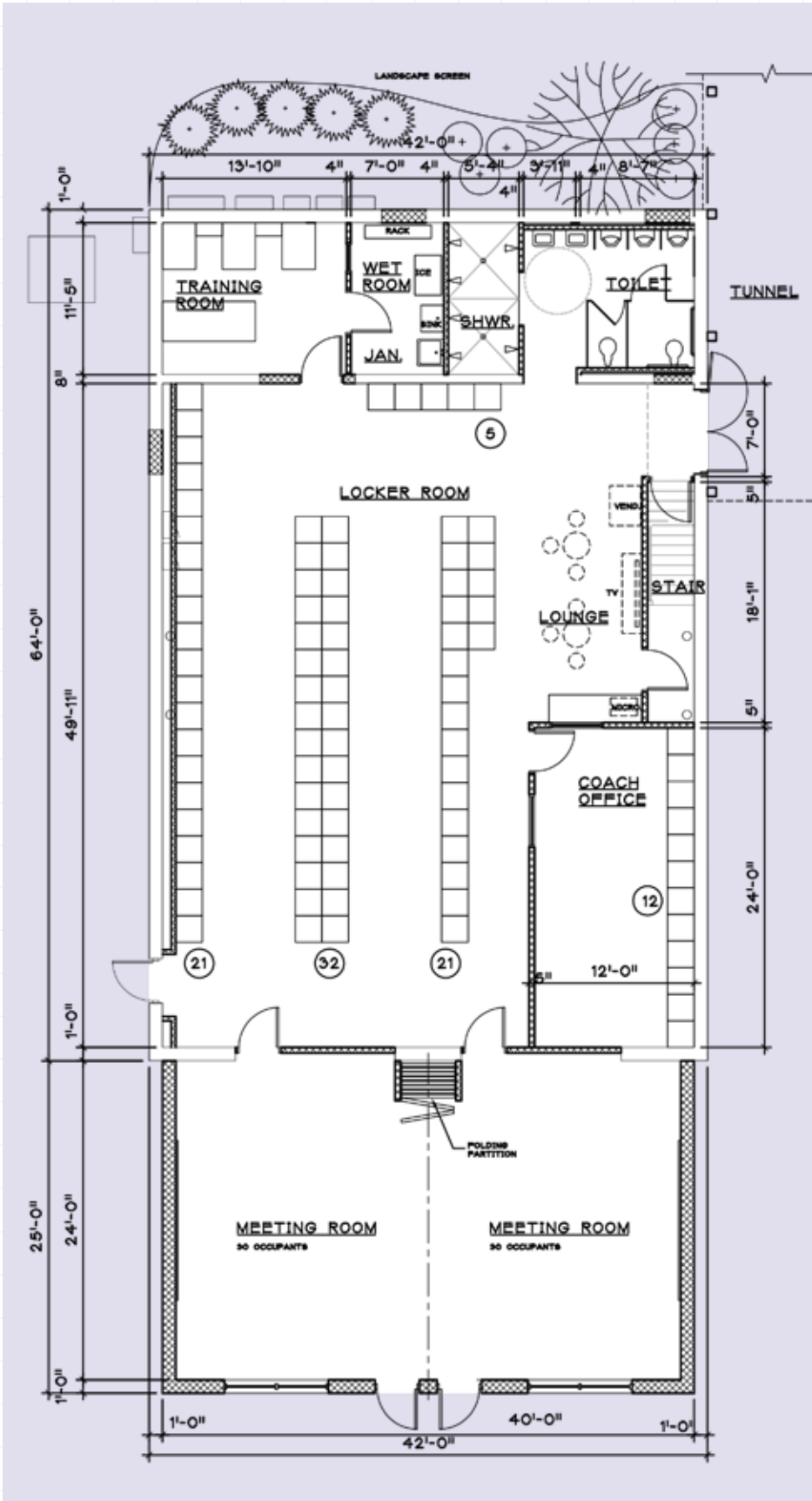


ALL IN

★ **31,409 is the largest crowd to watch a state final game, Moeller vs Massillon way back in 1982. Moeller won 35-14 in Ohio Stadium** ★



# GURD FAMILY FIELDHOUSE



**PLAYER LOUNGE**



**HEAD COACHES OFFICE**



**TRAINING ROOM**



**PLAYER LOCKERS**

**ALL IN**

# 2022 OPPONENT INFO - WEEK 1

## CHAGRIN FALLS – Week 1

Kickoff: August 19, 2022 at 7pm

Location: Harris Stadium

Record vs Kenston: **Win Loss Tie**  
33 30 0

Last Year Played: 2021

### HIGH SCHOOL INFORMATION

Location: 400 East Washington Street  
Chagrin Falls, Ohio 44022

Enrollment: 191 M 226 F

Affiliation: Public –  
Chagrin Falls Exempted School District

Superintendent: Jennifer Penczarski

Principal: Michael Janatovich

### FOOTBALL INFORMATION

Nickname: Tigers

Colors: Black and Orange

Conference: Chagrin Valley

OHSAA: Division 5 Region 17

Stadium: Harris Stadium

400 East Washington,  
Chagrin Falls, Ohio 44022

Athletic Director: Charlie Barch

Email: [Charlie.Barch@ChagrinSchools.org](mailto:Charlie.Barch@ChagrinSchools.org)

Head Coach: John Scott

Record at School: 5 - 5 2nd year

Overall Record: 5 - 5 2nd season

### 2022 SCHEDULE

DATE	OPPONENT	SITE
8/19/21	Kenston	Harris Stadium
8/26/22	Trinity	Ralph P. Adams Stadium
9/2/22	Brookside	Harris Stadium
9/9/22	Perry	Alumni Stadium
9/16/22	Orange	Lewis Black Stadium
9/23/22	Kirtland	Harris Stadium
9/30/22	Lakeside	Harris Stadium
10/7/22	Edgewood	Corlew Stadium
10/14/22	West Geauga	Harris Stadium
10/21/22	Geneva	Spire Stadium

### 2021 RESULTS / RECORD: 5-5

DATE	OPPONENT	SCORE	
8/20/21	Kenston	0 - 35	L
8/27/21	Trinity	44 - 27	W
9/3/21	Brookside	21 - 0	W
9/10/21	Perry	0 - 37	L
9/17/21	Orange	34 - 0	W
9/24/21	Kirtland	6 - 42	L
10/1/21	Lakeside	29 - 31	L
10/8/21	Edgewood	37 - 0	W
10/15/21	West Geauga	33 - 0	L
10/22/21	Geneva	20 - 14	W



HARRIS FIELD



ALL IN



# 2022 OPPONENT INFO - WEEK 2

## PERRY – Week 2

Kickoff: August 26, 2022 at 7pm

Location: Alumni Stadium

Record vs Kenston: **Win**   **Loss**   **Tie**  
                                     8        10        0

Last Year Played: 2021

### HIGH SCHOOL INFORMATION

Location: 1 Success Blvd.

Perry, Ohio 44081

Enrollment: 179 M 196 F

Affiliation: Public – Perry Local School District

Principal: Todd Porcellot

### FOOTBALL INFORMATION

Nickname: Pirates

Colors: Red and White

Conference: Chagrin Valley

OHSAA: Division 5 Region 17

Stadium: Alumni Stadium

1 Success Blvd.

Perry, Ohio 44081

Athletic Director: TJ Rockwell

Email: rockwellt@perry-lake.org

Head Coach: Bob Gecewich

Record at School: 10 - 3 1st year

Overall Record: 49 - 26 7th season

### 2022 SCHEDULE

DATE	OPPONENT	SITE
8/19/22	Riverside	Carter Stadium
8/26/22	<b>Kenston</b>	<b>Alumni Stadium</b>
9/2/22	Madison	Dick Hamblin Field
9/9/22	Chagrin Falls	Alumni Stadium
9/16/22	Lakeside	Lakeside Field
9/23/22	Edgewood	Alumni Stadium
9/30/22	Kirtland	Hornet Stadium
10/7/22	Orange	Alumni Stadium
10/14/22	Geneva	Spire Stadium
10/21/22	West Geauga	Alumni Stadium

### 2021 RESULTS / RECORD: 10-3

DATE	OPPONENT	SCORE	
8/20/21	Riverside	26 - 6	W
8/27/21	<b>Kenston</b>	<b>13 - 18</b>	<b>L</b>
9/3/21	Madison	43 - 7	W
9/10/21	Chagrin Falls	37 - 0	W
9/17/21	Lakeside	36 - 16	W
9/24/21	Edgewood	49 - 0	W
10/1/21	Kirtland	6 - 30	L
10/8/21	Orange	43 - 0	W
10/15/21	Geneva	50 - 0	W
10/22/21	West Geauga	28 - 7	W
10/8/21	#Northwest	42 - 6	W
10/15/21	#Girard	42 - 22	W
10/22/21	#West Branch	19 - 26	L



ALUMNI STADIUM



ALL IN

# 2022 OPPONENT INFO - WEEK 3

## NOTRE DAME CATHEDRAL LATIN – Week 3

Kickoff: September 2, 2022 at 7pm

Location: Lozick Field at Lions Stadium

Record vs Kenston:   Win   Loss   Tie  
                                   0       1       0

Last Year Played: 2021

### HIGH SCHOOL INFORMATION

Location: 13000 Auburn Rd.

Chardon, Ohio 44024

Enrollment: 254 M 289 F

Affiliation: Private

President: Michael Bates

### FOOTBALL INFORMATION

Nickname: Lions

Colors: Royal Blue and Gold

Conference: Independent

OHSAA: Division 3 Region 9

Stadium: Lozick Field at Lions Stadium

13000 Auburn Rd.

Chardon, Ohio 44024

Athletic Director: Jim Clark

Email: jim.clark@ndcl.org

Head Coach: Andrew Mooney 8th year

Record at School: 45 - 24

Overall Record: 45 - 24



LOZICK FIELD



### 2022 SCHEDULE

DATE	OPPONENT	SITE
8/19/22	South	Harry E. Winters Stadium
8/26/22	Olentangy	Olentangy Braves Stadium
9/2/22	Kenston	Bomber Stadium
9/9/22	Gilmour	Lozick Field
9/16/22	Cincinnati Taft	Willard Stargel Stadium
9/23/22	East Liverpool	Lozick Field
9/30/22	Walsh Jesuit	Lozick Field
10/7/22	Padua	Padua Stadium
10/14/22	Louisville	Leopard Stadium
10/21/22	Lake Catholic	Lozick Field

### 2021 RESULTS / RECORD: 5-6

DATE	OPPONENT	SCORE
8/20/21	South	14 - 44 L
8/28/21	Olentangy	28 - 27 W
9/3/21	Kenston	23 - 35 L
9/11/21	Gilmour	26 - 12 W
9/18/21	Lutheran East	56 - 8 W
9/24/21	East Liverpool	27 - 0 W
10/1/21	Walsh Jesuit	15 - 45 L
10/8/21	Padua	14 - 16 L
10/15/21	VASJ	35 - 56 L
10/23/21	Lake Catholic	28 - 7 W
10/30/21	#Canfield	14 - 42 L

ALL IN





# 2022 OPPONENT INFO - WEEK 4

## EASTLAKE NORTH – Week 4

Kickoff: September 9, 2022 at 7pm  
 Location: Ranger Field at Carter Stadium

Record vs Kenston:    **Win**   **Loss**   **Tie**  
                                      3        4        0

Last Year Played: 2021

### HIGH SCHOOL INFORMATION

Location: 34041 Stevens Boulevard  
 Eastlake, OH 44095  
 Enrollment: 493 M 473 F  
 Affiliation: Public – Willoughby-Eastlake City Schools  
 Principal: Eric Frei

### FOOTBALL INFORMATION

Nickname: Rangers  
 Colors: Black and Orange  
 Conference: Western Reserve  
 OHSAA: Division 2 Region 5  
 Stadium: Carter Stadium  
               34041 Stevens Boulevard  
               Eastlake, OH 44095  
 Athletic Director: Dennis Reilly (440) 975-3677  
 Email: dennis.reilly@weschools.org  
 Head Coach: Shawn Dodd 9th year  
 Record at School: 31 - 53  
 Overall Record: 31 - 53



RANGER FIELD AT CARTER STADIUM



### 2022 SCHEDULE

DATE	OPPONENT	SITE
8/19/22	Garfield Hts.	Charles Blaugrund Field
8/26/22	Revere	Carter Stadium
9/2/22	Lakeside	Lakeside Stadium
9/9/22	<b>Kenston</b>	<b>Carter Stadium</b>
9/16/22	South	Carter Stadium
9/23/22	Madison	Dick Hamblin Field
9/30/22	Riverside	Beaver Stadium
10/7/22	Mayfield	Carter Stadium
10/14/22	Brush	Kolb Field
10/21/22	Chardon	Carter Stadium

### 2021 RESULTS / RECORD: 4-7

DATE	OPPONENT	SCORE	
8/20/21	Garfield Hts.	22 - 15	W
8/27/21	Revere	33 - 12	W
9/3/21	Lake Catholic	7 - 28	L
9/10/21	<b>Kenston</b>	<b>13 - 40</b>	<b>L</b>
9/17/21	South	7 - 38	L
9/24/21	Madison	28 - 7	W
10/1/21	Riverside	14 - 42	L
10/8/21	Mayfield	7 - 16	L
10/15/21	Brush	24 - 19	W
10/22/21	Chardon	0 - 38	L
10/29/21	Akron Hoban	0 - 49	L

ALL IN

# 2022 OPPONENT INFO - WEEK 5

## LAKE CATHOLIC – Week 5

Kickoff: September 16, 2022 at 7pm

Location: Bomber field

Record vs Kenston: **Win** 2 **Loss** 1 **Tie** 0

Last Year Played: 2021

### HIGH SCHOOL INFORMATION

Location: 6733 Reynolds Rd.  
Mentor, Ohio 44060

Enrollment: 203 M 207 F

Affiliation: Public – Private

Principal: Charles Fuller

### FOOTBALL INFORMATION

Nickname: Cougars

Colors: Green and White

Conference: Independent

OHSAA: Division 4 Region 13

Stadium: Jerome T. Osborn Stadium  
8620 Munson Rd.

Mentor, Ohio 44060

Athletic Director: Sam Colacarro

Email: [scolacarro@lakecatholic.org](mailto:scolacarro@lakecatholic.org)

Head Coach: Marty Gibbons 4th year

Record at School: 13 - 18

Overall Record: 13 - 18



T. OSBORN STADIUM



### 2022 SCHEDULE

DATE	OPPONENT	SITE
8/20/22	Dover	JTO Stadium
8/27/22	Cardinal Mooney	Mineral Ridge HS
9/2/22	Akron Buchtel	JTO Stadium
9/10/22	Erie	JTO Stadium
9/17/22	<b>Kenston</b>	<b>JTO Stadium</b>
9/23/22	Padua	JTO Stadium
9/30/22	CCC	Lowell Klinefelter Field
10/7/21	Walsh Jesuit	JTO Stadium
10/15/21	VASJ	JTO Stadium
10/21/21	NDCL	Lozick Field

### 2021 RESULTS / RECORD: 1-9

DATE	OPPONENT	SCORE	
8/19/21	Dover	7 - 43	L
8/28/21	Erie McDowell	33 - 35	L
9/3/21	North	28 - 7	W
9/10/21	Glenville	0 - 34	L
9/17/21	<b>Kenston</b>	<b>20 - 27</b>	<b>L</b>
9/24/21	Padua	7 - 35	L
10/2/21	VASJ	20 - 49	L
10/9/21	Walsh Jesuit	7 - 41	L
10/15/21	St. Mary's Prep	10 - 38	L
10/23/21	NDCL	7 - 28	L

ALL IN

# 2022 OPPONENT INFO - WEEK 6

## CHARDON – Week 6

Kickoff: September 23, 2022 at 7pm

Location: Bomber Stadium

Record vs Kenston: **Win** **Loss** **Tie**  
 24 22 1

Last Year Played: 2020

### HIGH SCHOOL INFORMATION

Location: 151 Chardon Ave  
 Chardon, OH 44024

Enrollment: 342 M 370 F

Affiliation: Public – Chardon Local School District

Principal: Douglas Murray

### FOOTBALL INFORMATION

Nickname: Hilltoppers

Colors: Red and Black

Conference: Western Reserve

OHSAA: Division 3 Region 9

Stadium: Chardon Memorial Field

151 Chardon Ave  
 Chardon, OH 44024

Athletic Director: Doug Snyder (440) 286-0414

Email: doug.snyder@chardonschools.org

Head Coach: Mitch Hewitt 12th year

Record at School: 99 - 31

Overall Record: 99 - 31

### 2022 SCHEDULE

DATE	OPPONENT	SITE
8/19/22	Olmsted Falls	Chardon Memorial Field
8/28/22	Camden NJ.	Tom Benson HOF Stadium
9/2/22	First Baptist Fla.	Chardon Memorial Field
9/9/22	Riverside	Beaver Stadium
9/16/22	Mayfield	Chardon Memorial Field
9/23/22	<b>Kenston</b>	<b>Bomber Stadium</b>
9/30/22	BYE	
10/7/22	Madison	Dick Hamblin Field
10/14/22	South	Chardon Memorial Field
10/21/22	North	Carter Stadium

### 2021 RESULTS / RECORD: 16-0

DATE	OPPONENT	SCORE
8/20/21	Glenville	28 - 14 W
8/27/21	Akron Buchtel	42 - 0 W
9/3/21	Ursuline	36 - 27 W
9/10/21	Riverside	28 - 7 W
9/17/21	Mayfield	41 - 7 W
9/24/21	<b>Kenston</b>	<b>49 - 0 W</b>
10/1/21	New Philadelphia	21 - 0 W
10/8/21	Madison	48 - 0 W
10/15/21	South	59 - 13 W
10/22/21	North	38 - 0 W
10/29/21	#East	38 - 7 W
11/5/21	#Streetsboro	63 - 7 W
11/12/21	#Canfield	27 - 14 W
11/19/21	#Dover	31 - 3 W
11/26/21	#West Holmes	41 - 7 W
12/3/21	#Hamilton Badin	21 - 14 W



CHARDON MEMORIAL FIELD



ALL IN

# 2022 OPPONENT INFO - WEEK 7

## MADISON – Week 7

Kickoff: October 2, 2022 at 7pm

Location: Dick Hamblin Field

Record vs Kenston    Win    Loss    Tie  
                                      3    12    0

Last Year Played: 2021

### HIGH SCHOOL INFORMATION

Location: 1956 Red Bird Rd.

Madison, OH 44057

Enrollment: 382 M 351 F

Affiliation: Public – Madison Local School District

Principal: William Fisher Jr.

### FOOTBALL INFORMATION

Nickname: Blue Streaks

Colors: Royal Blue and White

Conference: Western Reserve

OHSAA: Division 3 Region 9

Stadium: Dick Hamblin Field

1956 Red Bird Rd.

Madison, OH 44057

Athletic Director: John Dragas (440) 428-2164

Email: john.dragas@madisonschools.net

Head Coach: Mike Gilligan 3rd year

Record at School: 1 - 17

Overall Record: 1 - 17

### 2022 SCHEDULE

DATE	OPPONENT	SITE
8/19/22	Geneva	Spire Stadium
8/26/22	Lakeside	Dick Hamblin Field
9/2/22	Perry	Dick Hamblin Field
9/9/22	South	Harry E. Winters Stadium
9/16/22	Riverside	Beaver Stadium
9/23/22	North	Dick Hamblin Field
9/30/22	Kenston	Bomber Stadium
10/7/22	Chardon	Dick Hamblin Field
10/14/22	Mayfield	Wildcat Stadium
10/21/22	Garfield Heights	Dick Hamblin Field

### 2021 RESULTS / RECORD: 1-9

DATE	OPPONENT	SCORE
8/20/21	Geneva	20 – 37 L
8/27/21	Lakeside	20 – 41 L
9/3/21	Perry	7 – 43 L
9/10/21	South	14 – 41 L
9/17/21	Riverside	0 – 45 L
9/25/21	North	7 – 28 L
10/1/21	Kenston	15 – 42 L
10/8/21	Chardon	0 – 48 L
10/15/21	Mayfield	6 – 21 L
10/22/21	Garfield Heights	22 – 19 W



DICK HAMBLIN FIELD



ALL IN



# 2022 OPPONENT INFO - WEEK 8

## WILLOUGHBY SOUTH – Week 8

Kickoff: October 7, 2022 at 7pm

Location: Bomber Stadium

Record vs Kenston: Win Loss Tie  
4 5 0

Last Year Played: 2021

### HIGH SCHOOL INFORMATION

Location: 5000 Shankland Road  
Willoughby, OH 44094

Enrollment: 423 M 434 F

Affiliation: Public – Willoughby-Eastlake City Schools

Principal: Brian Patrick

### FOOTBALL INFORMATION

Nickname: Rebels

Colors: Silver and Columbia Blue

Conference: Western Reserve

OHSAA: Division 2 Region 5

Stadium: Harry E. Winters Stadium  
5000 Shankland Road  
Willoughby, OH 44094

Athletic Director: Tom McKinnon (440) 975-3631

Email: Tom.McKinnon@weschools.org

Head Coach: Matt Duffy 19th year

Record at School: 122 - 78

Overall Record: 122 - 78

### 2022 SCHEDULE

DATE	OPPONENT	SITE
8/19/22	NDCL	Harry E. Winters Stadium
8/26/22	Twinsburg	Tiger Stadium
9/2/22	Maple Heights	Maple Heights Stadium
9/9/22	Madison	Harry E. Winters Stadium
9/16/22	North	Carter Stadium
9/23/22	Brush	Harry E. Winters Stadium
9/30/22	Mayfield	Wildcat Stadium
10/7/22	Kenston	Harry E. Winters Stadium
10/14/22	Chardon	Memorial Stadium
10/21/22	Riverside	Harry E. Winters Stadium

### 2021 RESULTS / RECORD: 8-4

DATE	OPPONENT	SCORE
8/20/21	NDCL	44 - 14 W
8/27/21	Twinsburg	39 - 0 W
9/3/21	Maple Heights	31 - 14 W
9/10/21	Madison	41 - 14 W
9/17/21	North	38 - 7 W
9/24/21	Brush	28 - 6 W
10/1/21	Mayfield	28 - 15 W
10/8/21	Kenston	0 - 3 L
10/15/21	Chardon	13 - 50 L
10/22/21	Riverside	7 - 14 L
10/29/21	#Bedford	28 - 8 W
11/5/21	#Nordonia	17 - 42 L



HARRY E. WINTERS STADIUM



ALL IN

# 2022 OPPONENT INFO - WEEK 9

## PAINSVILLE RIVERSIDE – Week 9

Kickoff: October 14, 2022 at 7pm

Location: Beaver Stadium

Record vs Kenston: **Win** 2 **Loss** 4 **Tie** 0

Last Year Played: 2021

### HIGH SCHOOL INFORMATION

Location: 585 Riverside Drive  
Painesville Ohio

Enrollment: 555 M 537 F

Affiliation: Public – Painesville Township School District

Principal: Mr. William Mayer

### FOOTBALL INFORMATION

Nickname: Beavers

Colors: Black and Gold

Conference: Western Reserve

OHSAA: Division 2 Region 5

Stadium: Beaver Stadium  
585 Riverside Drive  
Painesville Ohio

Athletic Director: Dave Bors (440) 358-8330

Email: Dave.Bors@riversideschools.net

Head Coach: Dave Bors; 13th year

Record at School: 64 - 58

Overall Record: 84 - 68



**BEAVER STADIUM**



**ALL IN**

### 2022 SCHEDULE

DATE	OPPONENT	SITE
8/19/22	Perry	Beaver Stadium
8/26/22	Aurora	Veterans Stadium
9/2/22	Mentor	JTO Stadium
9/9/22	Chardon	Beaver Stadium
9/16/22	Madison	Beaver Stadium
9/23/22	Mayfield	Wildcat Stadium
9/30/22	North	Beaver Stadium
10/7/22	Martinsburg	Cobourn Field
10/14/22	<b>Kenston</b>	<b>Beaver Stadium</b>
10/21/22	South	Harry E. Winters Stadium

### 2021 RESULTS / RECORD: 7-5

DATE	OPPONENT	SCORE
8/20/21	Perry	6 - 26 L
8/27/21	Amherst Steel	49 - 14 W
9/3/21	Holy Name	28 - 7 W
9/10/21	Chardon	7 - 28 L
9/17/21	Madison	45 - 0 W
9/24/19	Mayfield	57 - 7 W
10/1/21	North	42 - 14 W
10/8/21	Martinsburg	33 - 45 L
10/15/21	<b>Kenston</b>	<b>14 - 21 L</b>
10/22/21	South	14 - 7 W
10/29/21	#Brush	56 - 15 W
11/5/21	#Benedictine	12 - 31 L



# 2022 OPPONENT INFO - WEEK 10

## MAYFIELD – Week 10

Kickoff: November 21, 2022 at 7pm

Location: Bomber Stadium

Record vs Kenston: **Win** **Loss** **Tie**  
 15 13 0

Last Year Played: 2021

### HIGH SCHOOL INFORMATION

Location: 6116 Wilson Mills Rd  
 Mayfield, OH 44143

Enrollment: 526 M 474 F

Affiliation: Public – Mayfield City School District

Principal: Jeff Legan

### FOOTBALL INFORMATION

Nickname: Wildcats

Colors: Green and White

Conference: Western Reserve

OHSAA: Division 2 Region 5

Stadium: Wildcat Stadium

6116 Wilson Mills Rd  
 Mayfield, OH 44143

Athletic Director: Keith Leffler (440) 995-6831

Email: kleffler@mayfieldschools.org

Head Coach: Ross Bandiera 8th year

Record at School: 33 - 27

Overall Record: 33 - 27

### 2022 SCHEDULE

DATE	OPPONENT	SITE
8/19/22	Shaw	Shaw Stadium
8/26/22	Jackson	Wildcat Stadium
9/2/22	Nordonia	Boliantz Stadium
9/9/22	Akron Kenmore	Wildcat Stadium
9/16/22	Chardon	Memorial Stadium
9/23/22	Riverside	Wildcat Stadium
9/30/22	South	Wildcat Stadium
10/7/22	North	Carter Field
10/14/22	Madison	Wildcat Stadium
10/21/22	<b>Kenston</b>	<b>Bomber Stadium</b>

### 2021 RESULTS / RECORD: 2-8

DATE	OPPONENT	SCORE
8/20/21	Akron Buchtel	9 – 21 L
8/27/21	Jackson	20 – 35 L
9/3/21	Nordonia	20 – 28 L
9/10/21	Tiffin Columbian	10 – 40 L
9/17/21	Chardon	7 – 41 L
9/24/21	Riverside	57 – 7 L
10/1/21	South	15 – 21 L
10/8/21	North	16 – 7 W
10/15/21	Madison	21 – 6 W
10/22/21	<b>Kenston</b>	<b>15 – 17 L</b>



WILDCAT STADIUM



ALL IN

# OHSAA DIVISION III REGIONS

25	Moved up a Division due to Competitive Balance (CB)	Up 1 CB			
70	Moved up a Division due to EMIS (enrollment) numbers	Up 1 EMIS			
0	Moved up due to EMIS, down due to Competitive Balance (CB) but net result is same Division as 2021	Down 1 CB - same as '21			
24	Moved down a Division due to Competitive Balance (CB)	Down 1 CB			
55	Moved down a Division due to EMIS (enrollment) numbers	Down 1 EMIS	Total		174
0	Moved down due to EMIS, up due to Competitive Balance (CB) but net result is same Division as 2021	Up 1 CB - same as '21			24.9%

OHSAA School ID	FOOTBALL School Name	City	October 2021 EMIS Males	2022 Pre-CB Division	2021 CB Numbers	2022 Football Adj. Enrollment	2022 Football Division	2022 Football Region	2021 Football Division	2021 Football Region	Division Change
364	Chillicothe	Chillicothe	355	Division III	20	375	Division III	11	Division III	11	
1062	Monroe	Monroe	371	Division II	4	375	Division III	12	Division III	12	Down 1 CB - same as 2021
360	Chardon	Chardon	370	Division II	4	374	Division III	9	Division III	9	Down 1 CB - same as 2021
1550	Trotwood-Madison	Trotwood	332	Division III	41	373	Division III	12	Division III	12	
1660	West Carrollton	West Carrollton	372	Division II	0	372	Division III	12	Division II	8	Down 1 CB
146	Aurora	Aurora	367	Division II	3	370	Division III	9	Division III	9	Down 1 CB - same as 2021
1436	South	Columbus	356	Division III	14	370	Division III	11	Division III	11	
784	John F Kennedy	Cleveland	365	Division II	1	366	Division III	9	Division III	10	Down 1 CB - same as 2021
224	Bishop Watterson	Columbus	315	Division III	48	363	Division III	11	Division III	11	
1160	Norwalk	Norwalk	341	Division III	21	362	Division III	10	Division III	10	
658	Goshen	Goshen	354	Division III	6	360	Division III	12	Division III	12	
1528	Tecumseh	New Carlisle	347	Division III	13	360	Division III	12	Division II	8	Down 1 EMIS
292	Butler	Vandalia	356	Division III	1	357	Division III	12	Division III	12	
902	Louisville	Louisville	357	Division III	0	357	Division III	9	Division III	9	
1664	Western Brown	Mount Orab	353	Division III	3	356	Division III	12	Division III	11	
940	Mansfield Senior	Mansfield	343	Division III	11	354	Division III	10	Division III	10	
1571	University School	Hunting Valley	311	Division III	43	354	Division III	9	Division II	5	Down 1 EMIS
406	Columbian	Tiffin	334	Division III	19	353	Division III	10	Division III	10	
698	Harvey	Painesville	342	Division III	10	352	Division III	9	Division III	9	
422	Copley	Copley	350	Division III	0	350	Division III	10	Division III	10	
926	Madison Comprehensive	Mansfield	344	Division III	6	350	Division III	10	Division III	10	
1394	Sandusky	Sandusky	346	Division III	4	350	Division III	10	Division III	10	
1616	Wapakoneta	Wapakoneta	347	Division III	3	350	Division III	12	Division III	12	
1224	Padua Franciscan	Parma	286	Division III	63	349	Division III	10	Division III	10	
1326	Theodore Roosevelt	Kent	330	Division III	17	347	Division III	9	Division II	5	Down 1 EMIS
1544	Tri-Valley	Dresden	334	Division III	13	347	Division III	11	Division III	11	
180	Bedford	Bedford	346	Division III	0	346	Division III	9	Division II	5	Down 1 EMIS
736	Howland	Warren	329	Division III	17	346	Division III	9	Division III	9	
742	Hughes	Cincinnati	322	Division III	24	346	Division III	12	Division III	12	
1106	New Philadelphia	N Philadelphia	340	Division III	6	346	Division III	9	Division III	9	
242	Bowling Green	Bowling Green	344	Division III	1	345	Division III	10	Division III	10	

★ Most playoff wins – 84 by Marion Stein HS ★



# OHSAA DIVISION III REGIONS

OHSAA School ID	FOOTBALL School Name	City	October 2021 EMIS Males	2022 Pre-CB Division	2021 CB Numbers	2022 Football Adj. Enrollment	2022 Football Division	2022 Football Region	2021 Football Division	2021 Football Region	Division Change
1074	Mount Healthy	Cincinnati	345	Division III	0	345	Division III	12	Division III	12	
1700	Whitehall-Yearling	Whitehall	344	Division III	0	344	Division III	11	Division II	7	Down 1 EMIS
1022	Miami Trace	Washington Ch	334	Division III	9	343	Division III	11	Division III	11	
1288	Revere	Richfield	343	Division III	0	343	Division III	10	Division III	10	
332	Centennial	Columbus	319	Division III	22	341	Division III	11	Division III	11	
686	Hamilton Township	Columbus	338	Division III	3	341	Division III	11	Division III	11	
1412	Shawnee	Lima	326	Division III	12	338	Division III	12	Division III	12	
184	Bellbrook	Bellbrook	336	Division III	0	336	Division III	12	Division III	12	
196	Benedictine	Cleveland	217	Division IV	118	335	Division III	9	Division II	5	Up 1 CB
352	Chaminade Julianne	Dayton	250	Division IV	81	331	Division III	12	Division III	12	Up 1 CB - same as 2021
506	East Technical	Cleveland	327	Division III	3	330	Division III	9	Division III	10	
922	Madison	Madison	327	Division III	3	330	Division III	9	Division II	5	Down 1 EMIS
608	Franklin	Franklin	326	Division III	3	329	Division III	12	Division III	12	
882	Linden McKinley	Columbus	320	Division III	8	328	Division III	11	Division IV	15	Up 1 EMIS
186	Beechcroft	Columbus	305	Division III	19	324	Division III	11	Division III	11	
1714	Wilmington	Wilmington	305	Division III	19	324	Division III	12	Division III	11	
1534	Tippecanoe	Tipp City	321	Division III	0	321	Division III	12	Division III	12	
358	Chaney	Youngstown	303	Division III	17	320	Division III	9	Division III	9	
1320	Rocky River	Rocky River	319	Division III	0	319	Division III	10	Division III	10	
276	Buckeye	Medina	313	Division III	5	318	Division III	10	Division III	10	
478	East	Akron	298	Division III	18	316	Division III	9	Division III	9	
112	Alliance	Alliance	312	Division III	3	315	Division III	9	Division III	9	
880	Lincoln West	Cleveland	308	Division III	7	315	Division III	10	Division III	10	
304	Canfield	Canfield	314	Division III	0	314	Division III	9	Division III	9	
1750	Zanesville	Zanesville	302	Division III	9	311	Division III	11	Division III	11	
634	Geneva	Geneva	304	Division III	5	309	Division III	9	Division III	9	
914	Lutheran West	Rocky River	216	Division IV	93	309	Division III	10	Division IV	14	Up 1 CB
232	Bloom-Carroll	Carroll	285	Division III	17	302	Division III	11	Division IV	15	Up 1 EMIS
320	Carroll	Dayton	268	Division III	33	301	Division III	12	Division III	12	
802	Kenston	Chagrin Falls	298	Division III	3	301	Division III	9	Division III	9	
856	Lexington	Lexington	301	Division III	0	301	Division III	10	Division III	10	
1158	Norton	Norton	289	Division III	12	301	Division III	10	Division III	10	
330	Celina	Celina	294	Division III	6	300	Division III	12	Division III	12	
144	Athens	The Plains	290	Division III	9	299	Division III	11	Division IV	11	Up 1 EMIS
642	Gilmour Academy	Gates Mills	190	Division V	109	299	Division III	9	Division IV	13	Up 1 CB
1522	Tallmadge	Tallmadge	293	Division III	5	298	Division III	9	Division III	9	
1732	Woodward	Cincinnati	277	Division III	21	298	Division III	12	Division III	12	

ALL IN

# OHSAA DIVISION III REGIONS

OHSAA School ID	FOOTBALL School Name	City	October 2021 EMIS Males	2022 Pre-CB Division	2021 CB Numbers	2022 Football Adj. Enrollment	2022 Football Division	2022 Football Region	2021 Football Division	2021 Football Region	Division Change
1398	Scott	Toledo	286	Division III	11	297	Division III	10	Division IV	14	Up 1 EMIS
666	Granville	Granville	295	Division III	0	295	Division III	11	Division III	11	
390	Cloverleaf	Lodi	294	Division III	0	294	Division III	10	Division III	10	
728	Holy Name	Parma Heights	206	Division IV	87	293	Division III	10	Division III	10	Up 1 CB - same as 2021
956	Marietta	Marietta	291	Division III	2	293	Division III	11	Division III	11	
788	John Glenn	New Concord	276	Division III	16	292	Division III	11	Division IV	15	Up 1 EMIS
976	Maumee	Maumee	291	Division III	1	292	Division III	10	Division III	10	
678	Greenville	Greenville	290	Division III	0	290	Division III	12	Division III	12	
398	Collinwood	Cleveland	289	Division III	0	289	Division III	9	Division III	10	
188	Bellefontaine	Bellefontaine	282	Division III	4	286	Division III	11	Division III	11	
448	Cuyahoga Valley	Cuyahoga Falls	232	Division IV	54	286	Division III	9	Division IV	13	Up 1 CB
892	London	London	281	Division III	5	286	Division III	11	Division III	11	
762	Jackson	Jackson	277	Division III	7	284	Division III	11	Division III	11	
1190	Oakwood	Dayton	284	Division III	0	284	Division III	12	Division IV	16	Up 1 EMIS
1626	Washington	Washington C.H.	272	Division III	12	284	Division III	11	Division IV	16	Up 1 EMIS
464	Defiance	Defiance	283	Division III	0	283	Division III	10	Division III	10	
1002	Meadowdale	Dayton	263	Division III	20	283	Division III	12	Division V	20	Up 1 EMIS
1108	New Richmond	New Richmond	270	Division III	13	283	Division III	12	Division III	12	
1678	West Geauga	Chesterland	273	Division III	10	283	Division III	9	Division III	9	
158	Badin	Hamilton	232	Division IV	48	280	Division III	12	Division III	12	Up 1 CB - same as 2021
212	Bexley	Columbus	280	Division III	0	280	Division III	11	Division IV	15	Up 1 EMIS
702	Hawken	Gates Mills	226	Division IV	54	280	Division III	9	Division IV	13	Up 1 CB
1734	Woodward	Toledo	280	Division III	0	280	Division III	10	Division III	10	
718	Hillsboro	Hillsboro	273	Division III	6	279	Division III	12	Division IV	16	Up 1 EMIS
168	Bay	Bay Village	278	Division III	0	278	Division III	10	Division III	10	
526	Elida	Elida	275	Division III	3	278	Division III	12	Division III	12	
1206	Ontario	Ontario	259	Division III	19	278	Division III	10	Division IV	14	Up 1 EMIS
402	Thurgood Marshall	Dayton	251	Division III	27	278	Division III	12	Division IV	16	Up 1 EMIS
1180	Notre Dame-Cathedral Latin	Chardon	243	Division IV	33	276	Division III	9	Division III	9	Up 1 CB - same as 2021
392	Clyde	Clyde	268	Division III	7	275	Division III	10	Division IV	14	Up 1 EMIS
370	Circleville	Circleville	260	Division III	13	273	Division III	11	Division IV	15	Up 1 EMIS
1324	Rogers	Toledo	259	Division III	13	272	Division III	10	Division III	10	
1420	Sheridan	Thornville	267	Division III	5	272	Division III	11	Division III	11	
590	Firelands	Oberlin	250	Division IV	21	271	Division III	10	Division IV	14	Up 1 CB
964	Marlington	Alliance	260	Division III	11	271	Division III	9	Division III	9	
1364	Villa Angela-St. Joseph	Cleveland	196	Division IV	75	271	Division III	9	Division IV	13	Up 1 CB
796	Jonathan Alder	Plain City	268	Division III	2	270	Division III	11	Division III	11	
1580	Ursuline	Youngstown	192	Division IV	78	270	Division III	9	Division IV	13	Up 1 CB

ALL IN



**BOMBER**



**2022**  
**FOOTBALL**  
*Team*

ALL IN

# 2022 SCHEDULE



ALL IN

## AWAY



**Chagrin Falls Tigers**  
7pm Friday August 19  
@ Harris Stadium



**Perry Pirates**  
7pm Friday August 26  
@ Perry Alumni Stadium



**Notre Dame Cathedral Latin Lions**  
7pm Friday, September 2  
@ Bomber Stadium




**Eastlake North Rangers**  
7pm Friday, September 9  
@ Bomber Stadium



**Lake Catholic Cougars**  
7pm Friday, September 17  
@ Jerome T. Osbourn Stadium

## HOME



## AWAY



## HOME



**Chardon Hilltoppers**  
7pm Friday September 23  
@ Bomber Stadium

**Madison Blue Streaks**  
7pm Friday September 30  
@ Bomber Stadium

**Willoughby South Rebels**  
7pm Friday, October 7  
@ Harry E. Winters Stadium

**Riverside Beavers**  
7pm Friday, October 14  
@ Beaver Stadium

**Mayfield Wildcats**  
7pm Friday October 21  
@ Bomber Stadium



**PLAYOFFS**  
7pm Friday, November ?  
@ Bomber Stadium?



# 2021 OPPONENT REVIEW



DATE	OPPONENT	SCORE	
8/20/21	Chagrin	35 - 0	W
8/27/21	Perry	18 - 13	W
9/3/21	NDCL	35 - 23	W
9/10/21	North	40 - 13	W
9/17/21	Lake Catholic	27 - 20	W
9/24/21	Chardon	0 - 49	L
10/1/21	Madison	42 - 15	W
10/8/21	South	3 - 0	W
10/15/21	Riverside	21 - 14	W
10/22/21	Mayfield	17 - 15	W
10/29/21	Harvey	38 - 15	W
11/5/21	Steubenville	49 - 42	W
11/12/21	Dover	7 - 24	L



ALL IN

**RECORD: 11-2**



# 2021 SEASON IN REVIEW - WEEK 1

## GAME 1: 8/20/21

SCORING	1	2	3	4	F
Kenston	14	14	7	0	35
Chagrin	0	0	0	0	0

### SCORING SUMMARY:

#### FIRST QUARTER

8:35 KEN Georgiou 29-yard pass to Cardona  
(Munday kick)

#### SECOND QUARTER

6:32 KEN Georgiou 9-yard pass to Germano  
(Munday kick)

2:43 KEN Georgiou 56-yard pass to Rivera-Gebeau  
(Munday kick)

#### THIRD QUARTER

6:24 KEN Georgiou 16-yard pass to Germano  
(Munday kick)

#### FOURTH QUARTER

### TEAM STATISTICS:

	KEN	CF
First Downs	13	9
Rushing Yards	152	113
Passing Yards	250	23
Total Yards	402	136
COMP-ATT-YD-TD-INT	17-27-250-4-1	2-11-23-0-2
Fumbles-Lost	0-0	1-1
Penalties	7-163	5-41
Total Offensive Plays	54	37
Running Plays	26	26
Passing Plays	27	11

### INDIVIDUAL STATISTICS:

RUSHING	ATT	YDS	LG	TD
Patrick	19	101	12	1
Georgiou	4	14	5	0
Clark	2	8	8	0
Germano	1	29	29	0

RECEIVING	REC	YDS	LG	TD
Rivera-Gebeau	4	98	56	1
Germano	4	34	16	2
Miller	3	63	37	0
Cardova	3	42	28	1
Patrick	3	13	8	0

PASSING	COMP	ATT	YD	TD	INT
Georgiou	17	27	250	4	1

## PLAYERS OF THE WEEK



O - Doyle



D - DiMarco



ST - Munday



12th - Schurr

ALL IN

Defensive Stats	Solo	1st Hit	Assist	Total	TFL	Sack	Int	PBU	FR	FF	QBP	
6 DiMarco	4	3	2	9	1	1	0	0	1	0	0	TFL -6yds Sack-4yds
32 Hallen	1	1	7	9	0	0	0	0	0	0	0	
4 Toth	1	2	3	6	0	0	1	0	0	0	0	
13 Krupp	2	2	2	6	0	1	0	0	0	0	0	Sack -13yds
5 Clossin	1	2	2	5	1	0	0	0	0	0	0	TFL - 13
7 Simmons	1	0	4	4	0	0	0	0	0	0	0	
20 White	0	1	3	4	0	0	0	0	0	0	0	
57 Vanderbilt	0	1	2	3	0	0	0	0	0	0	1	
25 Kress	1	1	1	3	1	0	0	0	0	0	0	TFL -4yds
2 Jones	1	0	2	3	0	0	0	0	0	0	0	
37 Hajdu	2	0	0	2	0	0	1	0	0	0	0	
3 Novak	0	0	2	2	0	0	0	0	0	0	2	
11 Germano	0	0	1	1	0	0	0	0	0	0	0	
66 Meeks	1	0	0	0	0	1	0	0	0	0	0	Sack -10yds
38 Bell	0	1	0	0	0	0	0	0	0	0	0	
24 Matasar	1	0	0	0	0	0	0	0	0	0	0	

# 2021 SEASON IN REVIEW - WEEK 1



ALL IN

# 2021 SEASON IN REVIEW - WEEK 2

## GAME 2: 8/27/21

SCORING	1	2	3	4	F
Kenston	12	0	6	0	18
Perry	0	7	6	0	13

### SCORING SUMMARY:

#### FIRST QUARTER

8:30 KEN Georgiou 5-yard run (kick failed)

3:17 KEN Patrick 2-yard run (pass failed)

#### SECOND QUARTER

3:03 PER Richards 5-yard pass to Rockwell (Rowan kick)

#### THIRD QUARTER

6:58 PER Richards 1-yard run (pass failed)

3:29 KEN Georgiou 33-yard pass to Cardova (run failed)

#### FOURTH QUARTER

### TEAM STATISTICS:

	KEN	PER
First Downs	14	15
Rushing Yards	114	202
Passing Yards	193	109
Total Yards	307	311
COMP-ATT-YD-TD-INT	13-19-193-1-1	6-12-109-1-1
Fumbles-Lost	1-0	1-1
Penalties	6-73	7-46
Total Offensive Plays	48	49
Running Plays	29	37
Passing Plays	19	12

### INDIVIDUAL STATISTICS:

RUSHING	ATT	YDS	LG	TD	
Patrick	16	76	17	1	
Georgiou	12	37	10	1	
Clark	1	1	1	0	
RECEIVING	REC	YDS	LG	TD	
Rivera-Gebeau	3	64	39	0	
Germano	4	60	34	0	
Miller	2	7	7	0	
Cardova	2	42	33	1	
Patrick	2	20	13	0	
PASSING	COMP	ATT	YD	TD	INT
Georgiou	13	19	193	1	1

## PLAYERS OF THE WEEK



O - Patrick    D - DiMarco    ST - Patrick    12th - Richmond

ALL IN

Defensive Stats	Solo	1st Hit	Assist	Total	TFL	Sack	Int	PBU	FR	FF	QBP	
6 DiMarco	5	7	2	14	0	1	0	0	0	0	0	Sack -5yds
4 Toth	2	2	3	7	0	0	0	0	0	0	0	
13 Krupp	1	3	3	7	0	1	0	0	0	0	1	Sack -10yds
57 Vanderbilt	1	1	5	7	0	0	0	0	0	1	0	
25 Kress	1	1	4	6	0	0	0	0	0	0	0	
32 Hallen	0	0	4	4	0	0	0	0	0	0	0	
3 Novak	1	0	2	3	0	0	0	0	1	0	2	
2 Jones	1	0	1	2	0	0	0	0	0	0	0	
31 Patrick	1	0	0	1	0	0	0	0	0	0	0	
72 C. Doyle	0	1	0	1	0	0	0	0	0	0	0	
5 Clossin	0	1	2	0	0	0	0	0	0	0	0	
7 Simmons	2	0	0	0	0	0	0	0	0	0	0	
20 White	0	1	0	0	0	0	0	0	0	0	0	
37 Hajdu	0	0	1	0	0	0	0	0	0	0	0	
66 Meeks	0	0	0	0	0	0	0	0	0	0	0	
38 Bell	0	0	0	0	0	0	0	0	0	0	0	
24 Matasar	0	0	0	0	0	0	0	0	0	0	0	
11 Germano	3	5	1	0	0	0	1	0	0	0	0	
16 Rivera-Gebeau	1	0	0	0	0	0	0	0	0	0	0	
10 Miller	0	0	1	0	0	0	0	0	0	0	0	



# 2021 SEASON IN REVIEW - WEEK 2



ALL IN

# 2021 SEASON IN REVIEW - WEEK 3

## GAME 3: 9/3/21

SCORING	1	2	3	4	F
Kenston	14	0	21	0	35
NDCL	0	10	0	13	23

### SCORING SUMMARY:

#### FIRST QUARTER

10:25 KEN Georgiou 32-yard run (Munday kick)

4:12 KEN Georgiou 2-yard run (Munday kick)

#### SECOND QUARTER

3:13 NDCL Koenig 2-yard run (Septic kick)

3:00 NDCL Septic 22-yard FG

#### THIRD QUARTER

9:19 KEN Georgiou 12-yard run (Munday kick)

6:55 KEN Patrick 14-yard run (Munday kick)

1:29 KEN Patrick 10-yard run (Munday kick)

#### FOURTH QUARTER

10:10 NDCL Gotham 2-yard run (kick failed)

1:29 NDCL Tomei 1-yard run (Septic kick)

### TEAM STATISTICS:

	KEN	NDCL
First Downs	13	9
First Downs	14	23
Rushing Yards	211	153
Passing Yards	114	171
Total Yards	325	324
COMP-ATT-YD-TD-INT	8-15-114-0-0	19-34-171-0-5
Fumbles-Lost	2-2	0-0
Penalties	11-95	8-62
Total Offensive Plays	45	77
Running Plays	30	43
Passing Plays	15	34

### INDIVIDUAL STATISTICS:

RUSHING	ATT	YDS	LG	TD	
Patrick	17	88	32	2	
Georgiou	7	68	25	2	
Clark	2	-3	0	0	
Germano	4	58	47	0	
RECEIVING	REC	YDS	LG	TD	
Rivera-Gebeau	1	0	0	0	
Germano	3	69	32	0	
Miller	3	21	12	0	
Patrick	1	24	24	0	
PASSING	COMP	ATT	YD	TD	INT
Georgiou	8	15	114	0	0

### PLAYERS OF THE WEEK



O - Georgiou      D - Kress      ST - Krupp      12th - Meeks

Defensive Stats	Solo	1st Hit	Assist	Total	TFL	Sack	Int	PBU	FR	FF	QBP
7 Simmons	5	2	7	14	1	2	0	0	0	0	1
13 Krupp	3	4	5	12	1	0.5	0	0	0	0	3
6 DiMarco	1	5	4	10	0	0	2	0	0	0	0
3 Novak	1	1	7	9	0	0	0	0	0	0	1
26 Cowski	4	3	1	8	0	0	2	0	0	0	0
25 Kress	0	5	2	7	0	0	0	0	0	0	0
5 Clossin	1	0	6	7	0	0	0	0	0	0	0
20 White	3	2	1	6	0	0	0	0	0	0	0
30 Thompson	2	2	1	5	0	0	0	0	0	0	0
4 Toth	1	3	0	4	0	0	0	2	0	0	0
2 Jones	1	0	3	4	1	0.5	0	0	0	0	0
32 Hallen	0	0	3	3	0	0	0	0	0	0	0
11 Germano	1	1	0	2	0	0	1	0	0	0	0
24 Matasar	0	0	2	2	0	0	0	2	0	0	0
57 Vanderbilt	1	0	0	1	0	1	0	0	0	0	1
31 Patrick	1	0	0	1	0	0	0	0	0	0	0
72 C. Doyle	0	1	0	1	0	0	0	0	0	0	0
56 Vasil	1	1	0	1	0	0	0	0	0	0	2
42 Hatcher	0	1	0	1	0	0	0	0	0	0	0
17 Zak	0	0	1	1	0	0	0	0	0	0	0
37 Hajdu	3	0	0	0	0	0	0	0	0	0	0
19 J. Jacobs	0	0	0	0	0	0	0	0	0	0	1

ALL IN

# 2021 SEASON IN REVIEW - WEEK 3



ALL IN

# 2021 SEASON IN REVIEW - WEEK 4

## GAME 4: 9/10/21

SCORING	1	2	3	4	F
Kenston	10	10	6	14	40
North	7	0	0	6	13

### SCORING SUMMARY:

- 10:16 KEN Germano 49-yard pass to Cardona (Munday kick)  
 10:01 NOR Thomas 95-yard kickoff return (Tadic kick)  
 6:01 KEN Munday 44-yard field goal
- SECOND QUARTER**
- 8:18 KEN Munday 49-yard field goal  
 2:05 KEN Germano 2-yard run (Munday kick)
- THIRD QUARTER**
- 6:24 KEN Germano 26-yard pass to Cardona (Pass failed)
- FOURTH QUARTER**
- 6:54 KEN Patrick 5-yard run (Munday kick)  
 4:41 NOR Morgan 53-yard run (kick failed)  
 1:54 KEN Germano 38-yard run (Munday kick)

### TEAM STATISTICS:

	KEN	NOR
First Downs	5	13
Rushing Yards	318	262
Passing Yards	82	24
Total Yards	400	286
COMP-ATT-YD-TD-INT	6-9-82-2-0	4-10-24-0-1
Fumbles-Lost	0-0	1-0
Penalties	10-90	9-69
Total Offensive Plays	48	52
Running Plays	39	40
Passing Plays	9	12

### INDIVIDUAL STATISTICS:

RUSHING	ATT	YDS	LG	TD
Germano	24	249	59	2
Patrick	12	69	12	1
Cardona	3	0	4	0

RECEIVING	REC	YDS	LG	TD
Cardona	6	82	49	2

PASSING	COMP	ATT	YD	TD	INT
Germano	6	9	82	2	0

### PLAYERS OF THE WEEK



O-Germano      D-Simmons      ST - Munday      12th -Burlinghaus

Defensive Stats	Solo	1st Hit	Assist	Total	TFL	Sack	Int	PBU	FR	FF	QBP
6 DiMarco	1	4	4	9	1	0	0	0	0	0	0
13 Krupp	1	1	5	7	1	0	1	0	0	0	0
7 Simmons	2	2	3	7	1	1.5	0	0	0	0	1
16 Rivera-Geabu	1	2	4	7	0	0	0	0	0	0	0
4 Toth	2	3	1	6	0	0	0	2	0	0	0
26 Cowski	1	2	2	5	0	0	0	0	0	0	0
25 Kress	0	1	3	4	0	0	0	0	0	0	0
3 Novak	0	0	3	3	0	0.5	0	0	0	0	0
11 Germano	1	1	0	2	0	0	0	0	0	0	0
5 Crossin	0	0	2	2	0	0	0	0	0	0	0
2 Jones	0	0	2	2	0	0	0	0	0	0	0
21 Schurr	1	0	1	2	0	0	0	0	0	0	0
32 Hallen	0	0	1	1	0	0	0	0	0	0	0
31 Patrick	1	0	0	1	0	0	0	0	0	0	0
72 C. Doyle	0	1	0	1	0	0	0	0	0	0	1
56 Vasil	0	0	1	1	0	0	0	0	0	0	0

# 2021 SEASON IN REVIEW - WEEK 4



ALL IN

# 2021 SEASON IN REVIEW - WEEK 5

## GAME 5: 9/17/21

SCORING	1	2	3	4	F
Kenston	0	7	3	17	27
Lake Catholic	10	10	0	0	20

### SCORING SUMMARY:

7:42 LC French 29-yard pass to Brandt (Hite kick)

0:29 LC Hite 29-yard field goal

### SECOND QUARTER

9:02 LC French 26-yard pass to Brandt (Hite kick)

3:55 KEN Germano 5-yard run (Munday kick)

0:41 LC Hite 31-yard field goal

### THIRD QUARTER

0:41 KEN Munday 32-yard field goal

### FOURTH QUARTER

9:56 KEN Munday 33-yard field goal

3:48 KEN Germano 5-yard run (Munday kick)

0:09 KEN Patrick 32-yard run (Munday kick)

### TEAM STATISTICS:

	KEN	LC
First Downs	17	11
Rushing Yards	380	27
Passing Yards	5	145
Total Yards	385	172
COMP-ATT-YD-TD-INT	3-9-3-0-1	12-31-145-2-1
Fumbles-Lost	0-0	0-0
Penalties	13-110	6-45
Total Offensive Plays	71	46
Running Plays	62	15
Passing Plays	9	31

### INDIVIDUAL STATISTICS:

RUSHING	ATT	YDS	LG	TD	
Germano	35	215	59	2	
Patrick	26	163	32	1	
Cardona	1	2	2	0	
RECEIVING	REC	YDS	LG	TD	
Bell	2	6	4	0	
Patrick	1	-3	-3	0	
PASSING	COMP	ATT	YD	TD	INT
Germano	3	9	3	0	1

## PLAYERS OF THE WEEK



O - Kluesner



D - Novak



ST - Munday



12th - D. Krupp

ALL IN

Defensive Stats	Solo	1st Hit	Assist	Total	TFL	Sack	Int	PBU	FR	FF	QBP	
6 DiMarco	4	2	5	11	0	0	0	0	0	0	1	
3 Novak	3	1	2	6	0	0	0	0	0	0	0	TFL-3yards
13 Krupp	1	3	1	5	0	0	0	0	0	0	2	
7 Simmons	2	1	1	4	0	0	1	0	0	0	5	
25 Kress	0	2	1	3	0	0	0	0	0	0	1	
56 Vasil	1	1	1	3	0	0	0	0	0	0	2	
20 White	1	0	2	3	0	0	0	0	0	0	0	
16 Rivera-Geabu	1	1	0	2	0	0	0	0	0	0	0	
5 Clossin	0	0	2	2	0	0	0	0	0	0	0	
26 Cowski	0	1	0	1	0	0	0	1	0	0	0	
11 Germano	1	0	0	1	0	0	0	0	0	0	0	
31 Patrick	1	0	0	1	0	0	0	0	0	0	0	
4 Toth	2	0	0	0	0	0	0	2	0	0	0	
37 Hadju	2	0	0	0	0	0	0	2	0	0	0	

# 2021 SEASON IN REVIEW - WEEK 5



ALL IN

# 2021 SEASON IN REVIEW - WEEK 6

## GAME 6: 9/24/21

SCORING	1	2	3	4	F
Kenston	0	0	0	0	0
Chardon	14	28	0	7	49

### SCORING SUMMARY:

- 6:53 CHA Washington 49-yard pass to Sulka (Tiger kick)
  - 0:00 CHA Fetchik 65-yard punt return (Tager kick)
- SECOND QUARTER
- 8:59 CHA Carr 3-yard run (Tager kick)
  - 8:14 CHA Dotson 11-yard fumble recovery (Tager kick)
  - 8:00 CHA Carr 2-yard run (Tager kick)
  - 2:59 CHA Washington 22-yard run (Tager kick)

### THIRD QUARTER

### FOURTH QUARTER

- 10:13 CHA Vujaklija 3-yard run (Tager kick)

### TEAM STATISTICS:

	KEN	CHA
First Downs	4	13
Rushing Yards	34	228
Passing Yards	11	56
Total Yards	45	284
COMP-ATT-YD-TD-INT	1-11-11-0-2	2-4-56-1-0
Fumbles-Lost	3-2	1-1
Penalties	3-30	7-60
Total Offensive Plays	40	43
Running Plays	28	39
Passing Plays	11	4

### INDIVIDUAL STATISTICS:

RUSHING	ATT	YDS	LG	TD
Germano	15	-1	9	0
Patrick	12	20	14	0
Cardona	1	5	5	0
Clark	3	10	11	0

RECEIVING	REC	YDS	LG	TD
Richmond	1	11	11	0

PASSING	COMP	ATT	YD	TD	INT
Germano	1	11	11	0	2

ALL IN

Defensive Stats	Solo	1st Hit	Assist	Total	TFL	Sack	Int	PBU	FR	FF	QBP	
4 Toth	3	1	4	8	1	0	0	0	0	1	0	TFL-3yards
16 Rivera-Geabu	2	1	3	6	0	0	0	0	0	0	0	
6 DiMarco	3	1	1	5	0	0	0	0	0	0	0	
7 Simmons	0	3	2	5	0	0	0	0	0	0	0	
13 Krupp	2	1	1	4	0	0	0	0	0	0	1	
26 Cowski	0	4	0	4	0	0	0	0	0	0	0	
50 Ulhir	1	1	1	3	0	0	0	0	0	0	0	
30 Thompson	0	2	1	3	0	0	0	0	0	0	0	
20 White	1	0	1	2	0	0	0	0	0	0	0	
66 Meeks	2	0	0	2	1	0	0	0	0	0	0	TFL-2yards
3 Novak	0	1	0	1	0	0	0	0	0	0	0	
56 Vasil	0	0	1	1	0	0	0	0	0	0	0	
37 Hadju	0	0	1	1	0	0	0	0	0	0	0	
32 Hallen	0	0	1	1	0	0	0	0	1	0	0	
17 Zak	0	1	0	1	0	0	0	0	0	0	0	



# 2021 SEASON IN REVIEW - WEEK 6



ALL IN

# 2021 SEASON IN REVIEW - WEEK 7

## GAME 7: 10/1/21

SCORING	1	2	3	4	F
Kenston	7	14	14	7	42
Madison	0	0	7	0	15

### SCORING SUMMARY:

#### FIRST QUARTER

11:03 KEN Patrick 3-yard run (Munday kick)

#### SECOND QUARTER

10:57 KEN Patrick 2-yard run (Munday kick)

0:50 KEN Krupp 9-yard pass to Cardona (Munday kick)

#### THIRD QUARTER

9:46 KEN Germano 1-yard run (Munday kick)

1:02 MAD O'Brien 19-yard pass to Land (Svagerko kick)

0:57 KEN Simmons 75-yard kickoff return (Munday kick)

#### FOURTH QUARTER

7:49 KEN Krupp 7-yard pass to Rivera-Gebeau (Munday kick)

2:14 MAD Salajcik 5-yard run (2pt pass to Cost)

### TEAM STATISTICS:

	KEN	MAD
First Downs	14	11
Rushing Yards	203	140
Passing Yards	107	28
Total Yards	310	168
COMP-ATT-YD-TD-INT	10-14-107-2-0	2-8-28-1-1
Fumbles-Lost	2-1	2-0
Penalties	6-55	2-5
Total Offensive Plays	45	57
Running Plays	31	49
Passing Plays	14	8

### INDIVIDUAL STATISTICS:

RUSHING	ATT	YDS	LG	TD	
Germano	3	7	4	1	
Patrick	21	195	30	2	
Clark	3	10	11	0	
Krupp	2	-26	-15	0	
RECEIVING	REC	YDS	LG	TD	
Cardova	5	44	13	1	
Germano	3	43	4	0	
Patrick	1	13	13	0	
Rivera-Gebeau	1	7	7	1	
PASSING	COMP	ATT	YD	TD	INT
D. Krupp	10	14	107	2	0

### PLAYERS OF THE WEEK



O - D. Krupp    D - Krupp    ST - Simmons    12th - Thompson

ALL IN

Defensive Stats	Solo	1st Hit	Assist	Total	TFL	Sack	Int	PBU	FR	FF	QBP	
4 Toth	1	2	1	4	0	0	0	0	0	0	0	
16 Rivera-Geabu	1	4	1	6	0	0	1	0	0	0	0	
6 DiMarco	1	5	10	16	0	0	0	0	0	0	0	
7 Simmons	3	4	5	12	1	0	0	0	0	0	1	TFL-3yards
13 Krupp	1	4	4	9	0	0	0	0	0	0	2	blocked punt
26 Cowski	0	4	0	4	0	0	0	0	0	0	0	
50 Uhlir	0	0	1	1	0	0	0	0	0	0	0	
30 Thompson	1	1	0	2	0	0	0	0	0	0	0	
3 Novak	1	1	1	3	0	0	0	0	0	0	2	
56 Vasil	1	1	1	3	0	0	0	1	0	0	1	
37 Hajdu	3	0	0	3	0	0	0	0	0	0	0	
32 Hallen	0	1	2	3	0	0	0	0	0	0	0	
17 Zak	1	0	0	1	0	0	0	0	0	0	0	
2 Jones	0	0	0	0	0	0	0	0	0	0	1	
25 Kress	1	1	2	4	0	0	0	0	0	0	0	
82/57 Vanderbilt	0	0	2	2	0	0	0	0	0	0	0	
5 Clossin	0	0	2	2	0	0	0	0	0	0	1	
70 Doyle	1	0	0	1	0	0	0	0	0	0	0	
42 Hatcher	1	0	0	1	0	0	0	0	0	0	0	
24 Matasar	0	0	1	1	0	0	0	0	0	0	0	
23 Kolenic	1	1	1	3	1	0	0	0	0	0	0	TFL-3yards
19 Jacobs	2	0	1	3	1	0	0	0	0	0	0	TFL-1yards

# 2021 SEASON IN REVIEW - WEEK 7



ALL IN

# 2021 SEASON IN REVIEW - WEEK 8

## GAME 8: 10/8/21

SCORING	1	2	3	4	F
Kenston	0	3	0	0	3
South	0	0	0	0	0

### SCORING SUMMARY:

FIRST QUARTER

SECOND QUARTER

0:05 KEN Munday 26-yard Field Goal

THIRD QUARTER

FOURTH QUARTER

### TEAM STATISTICS:

	KEN	SOU
First Downs	13	10
Rushing Yards	183	126
Passing Yards	92	47
Total Yards	257	173
COMP-ATT-YD-TD-INT	11-17-92-0-0	5-22-47-0-1
Fumbles-Lost	2-2	1-1
Penalties	12-100	6-30
Total Offensive Plays	60	54
Running Plays	43	32
Passing Plays	17	22

### PLAYERS OF THE WEEK



O - Uhrir



D - Kolenic



ST - Munday



12th - Thompson



12th - Clark

### INDIVIDUAL STATISTICS:

RUSHING	ATT	YDS	LG	TD	
Germano	11	43	14	0	
Patrick	27	131	22	0	
Krupp	5	9	8	0	
RECEIVING	REC	YDS	LG	TD	
Cardova	2	-10	-1	0	
Germano	5	53	26	0	
Patrick	1	22	22	0	
Rivera-Gebeau	2	21	7	0	
Vanderbilt	1	6	6	0	
PASSING	COMP	ATT	YD	TD	INT
D. Krupp	10	14	107	2	0

ALL IN

Defensive Stats	Solo	1st Hit	Assist	Total	TFL	Sack	Int	PBU	FR	FF	QBP	
6 DiMarco	2	7	9	18	1	0	1	0	1	0	0	TFL-1yards
3 Novak	1	2	5	8	1	0	0	0	0	0	0	TFL-3yards
5 Crossin	0	4	4	8	0	0	0	0	0	0	0	
7 Simmons	1	1	4	6	0	0	0	0	0	0	0	
56 Vasil	0	2	4	6	0	0	0	0	0	0	0	
13 Krupp	1	1	3	5	0	0	0	0	0	0	0	
23 Kolenic	1	1	3	5	0	0	0	2	0	0	0	
4 Toth	2	0	2	4	0	0	0	1	0	0	0	
16 Rivera-Geabu	1	1	1	3	0	0	0	1	0	0	0	
2 Jones	0	2	1	3	0	0	0	0	0	0	0	
11 Germano	2	1	0	3	0	0	0	0	0	0	0	
26 Cowski	0	1	1	2	0	0	0	0	0	0	0	
82/57 Vanderbilt	0	1	0	1	0	0	0	0	0	0	0	
72 Doyle	0	1	0	1	0	0	0	0	0	0	0	

# 2021 SEASON IN REVIEW - WEEK 8



ALL IN

# 2021 SEASON IN REVIEW - WEEK 9

## GAME 9: 10/15/21

SCORING	1	2	3	4	F
Kenston	0	14	7	0	21
Riverside	7	0	0	7	14

### SCORING SUMMARY:

#### FIRST QUARTER

2:46 RIV Tromba 30-yard run (Kenwood kick)

#### SECOND QUARTER

8:44 KEN Germano 1-yard run (Munday kick)

2:52 KEN Germano 7-yard run (Munday kick)

#### THIRD QUARTER

5:20 KEN Simmons 98-yard INT return (Munday kick)

#### FOURTH QUARTER

6:48 RIV Simpson 8-yard run (Kenwood kick)

### TEAM STATISTICS:

	KEN	RIV
First Downs	13	9
First Downs	12	13
Rushing Yards	214	174
Passing Yards	85	131
Total Yards	299	305
COMP-ATT-YD-TD-INT	8-12-85-0-2	11-22-131-0-1
Fumbles-Lost	0-0	1-1
Penalties	6-65	4-30
Total Offensive Plays	48	54
Running Plays	36	32
Passing Plays	12	22

### INDIVIDUAL STATISTICS:

RUSHING	ATT	YDS	LG	TD	
Germano	13	70	53	2	
Patrick	19	146	48	0	
Krupp	4	-2	2	0	
RECEIVING	REC	YDS	LG	TD	
Cardova	2	14	8	0	
Germano	1	4	4	0	
Patrick	1	13	13	0	
Rivera-Gebeau	4	54	28	0	
PASSING	COMP	ATT	YD	TD	INT
D. Krupp	8	12	85	0	2

### PLAYERS OF THE WEEK



O - Gebeau



D - Simmons



D - Toft



ST - C. Doyle



12th - Hatcher

ALL IN

Defensive Stats	Solo	1st Hit	Assist	Total	TFL	Sack	Int	PBU	FR	FF	QBP	
6 DiMarco	4	5	6	15	0	0	0	1	0	0	0	
3 Novak	2	1	4	7	1	1	0	0	0	1	0	TFL-4 Sack-1
5 Clossin	0	0	1	1	0	0	0	0	0	0	0	
7 Simmons	2	3	0	5	0	1	1	1	1	0	0	Sack-5 Int-96
56 Vasil	0	0	3	3	0	0	0	0	0	0	1	
13 Krupp	1	3	2	6	0	0	0	0	0	0	0	
23 Kolenic	1	2	7	10	0	0	0	1	0	0	1	
4 Toth	4	1	0	5	0	0	0	1	0	0	0	
16 Rivera-Geabu	1	1	1	3	0	0	0	0	0	0	0	
2 Jones	0	1	2	3	0	0	0	0	0	0	0	
11 Germano	4	1	0	5	0	0	0	2	0	0	0	
26 Cowski	2	0	1	3	0	0	0	0	0	0	0	
31 Patrick	1	0	0	1	0	0	0	0	0	0	0	
50 Uhlir	0	0	2	2	0	0	0	0	0	0	0	
32 Hallen	0	0	1	1	0	0	0	0	0	0	0	
37 Hadju	0	0	1	1	0	0	0	0	0	0	0	

# 2021 SEASON IN REVIEW - WEEK 9



ALL IN

# 2021 SEASON IN REVIEW - WEEK 10

## GAME 10: 10/22/21

SCORING	1	2	3	4	F
Kenston	5	0	3	9	17
Mayfield	0	6	6	3	15

### SCORING SUMMARY:

#### FIRST QUARTER

6:11 KEN Safety (blocked punt out of endzone)

0:40 KEN Munday 32-yard Field Goal

#### SECOND QUARTER

10:42 MAY Spurlein 1-yard run (pass failed)

#### THIRD QUARTER

6:22 KEN Munday 33-yard Field Goal

3:24 MAY Vecchio 31-yard interception (pass failed)

#### FOURTH QUARTER

6:29 KEN Patrick 36-yard run (kick failed)

1:44 KEN Munday 29-yard Field Goal

### TEAM STATISTICS:

	KEN	MAY
First Downs	14	11
Rushing Yards	167	115
Passing Yards	112	61
Total Yards	279	176
COMP-ATT-YD-TD-INT	9-15-112-0-2	6-20-62-0-1
Fumbles-Lost	0-0	1-1
Penalties	12-106	7-66
Total Offensive Plays	57	46
Running Plays	42	26
Passing Plays	15	20

### INDIVIDUAL STATISTICS:

RUSHING	ATT	YDS	LG	TD	
Patrick	34	138	35	1	
Krupp	5	18	7	0	
Rivera-Gebeau	3	11	7	0	
RECEIVING	REC	YDS	LG	TD	
Cardova	1	14	14	0	
Bell	2	27	14	0	
Patrick	4	49	27	0	
Rivera-Gebeau	2	22	16	0	
PASSING	COMP	ATT	YD	TD	INT
D. Krupp	9	15	112	0	2

### PLAYERS OF THE WEEK



O - Patrick



D - DiMarco



ST - Kolenic



ST - Munday



St - Simmons



ST - Kolenic

ALL IN

Defensive Stats	Solo	1st Hit	Assist	Total	TFL	Sack	Int	PBU	FR	FF	QBP	
6 DiMarco	3	5	4	12	0	0	0	1	0	1	0	Blocked Punt
3 Novak	1	1	5	7	0	0	0	0	0	0	0	
5 Clossin	1	0	1	2	0	0.5	0	0	0	0	0	Sack-5yards
7 Simmons	0	1	1	2	0	0	0	0	0	0	1	
56 Vasil	1	2	0	3	0	0	0	0	0	0	0	
13 Krupp	3	1	1	5	0	0.5	0	0	0	0	0	Sack-5yards
23 Kolenic	0	1	3	4	0	0	0	0	0	0	0	
4 Toth	1	0	2	3	0	0	1	1	0	0	0	
16 Rivera-Geabu	1	1	2	4	0	0	0	1	0	0	0	
26 Cowski	0	0	0	0	0	0	0	2	0	0	0	
21 Schurr	1	1	0	2	0	0	0	0	0	0	0	

★ OHSAA Division 3 state final record for most points **18** Jack Porter, Kenston HS 2018 ★

★ OHSAA Division 3 state final record for most receptions **10** Alex Coleman, Columbus Eastmoor HS 2008 ★



# 2021 SEASON IN REVIEW - WEEK 10



ALL IN

# REGULAR SEASON STATS - 10 GAMES

## OFFENSIVE STATS:

SCORING	1	2	3	4	F
Kenston	62	62	60	54	238
Opponent	28	61	19	44	162

## TEAM STATISTICS:

	KEN	OPPONENT
First Downs	130	139
Rushing Yards	1976	1540
Passing Yards	1049	795
Total Yards	3025	2335
COMP-ATT-YD-TD-INT	86-143-1049-9-96	9-174-795-1-14
Fumbles-Lost	10-7	9-6
Penalties	86-893	61-454
Total Offensive Plays	515	513
Running Plays	367	339
Passing Plays	148	174

## INDIVIDUAL STATISTICS:

RUSHING	ATT	YDS	LG	TD	
Patrick	203	1127	48	9	
Germano	106	670	59	7	
Georgiou	23	119	25	4	
Clark	11	20	11	0	
Krupp	16	22	80	0	
Cardona	5	7	5	0	
Rivera-Gebeau	3	11	7	0	
RECEIVING	REC	YDS	LG	TD	
Cardova	21	228	49	5	
Germano	20	263	34	2	
Rivera-Gebeau	17	266	56	2	
Patrick	14	151	27	0	
Miller	8	91	37	0	
Bell	4	33	7	0	
Richmond	1	11	11	0	
PASSING	COMP	ATT	YD	TD	INT
Georgiou	38	61	557	5	2
Germano	10	29	96	2	3
Krupp	38	58	396	2	4

ALL IN



# REGULAR SEASON STATS - 10 GAMES

## DEFENSIVE STATS:

PLAYERS	SOLO	1st HIT	ASSIST	TOTAL	TFL	SACK	INT	PBU	FR	FF	QBP
6 DiMarco	41	56	69	166	3	2	4	1	2	2	1
13 Krupp	22	31	43	96	4	3	1	0	1	0	10
7 Simmons	24	25	40	89	3	4.5	2	2	1	0	10
3 Novak	11	15	38	64	3	0.5	0	0	1	1	8
4 Toth	24	18	24	64	1	0	2	11	0	1	0
16 Rivera-Geabu	19	18	25	62	0	0	1	4	0	0	0
26 Cowski	10	21	11	42	0	0	3	2	0	0	0
5 Clossin	2	7	28	37	1	0.5	0	0	0	0	0
23 Kolenic	7	9	29	45	2	0	0	3	0	0	2
56 Vasil	5	7	23	35	0	0	0	1	0	0	6
32 Hallen	4	4	22	30	0	0	0	0	1	0	1
25 Kress	3	11	13	27	1	0	0	0	0	0	1
11 Germano	12	9	2	23	0	0	2	2	0	0	0
82/57 Vanderbilt	2	9	11	22	0	1	0	0	0	1	2
20 White	5	5	7	17	0	0	0	0	0	0	0
2 Jones	1	3	11	15	1	0.5	0	0	0	0	1
37 Hajdu	10	0	3	13	0	0	1	2	0	0	0
30 Thompson	4	6	2	12	0	0	0	0	0	0	0
72 C. Doyle	0	7	5	12	0	0	0	0	0	0	1
50 Uhlir	2	2	7	11	0	0	0	0	0	0	0
31 Patrick	5	1	1	7	0	0	0	1	0	0	0
21 Schurr	2	2	4	8	0	0	0	0	0	0	0
70 Doyle	1	1	3	5	0	0	0	0	0	0	0
17 Zak	2	1	1	4	0	0	0	0	0	0	0
42 Hatcher	1	1	2	4	0	0	0	0	0	0	0
66 Meeks	3	0	0	3	1	1	0	0	0	0	0
24 Matasar	0	0	3	3	0	0	0	2	0	0	0
19 J. Jacobs	2	0	1	3	1	0	0	0	0	0	1
38 Bell	0	1	0	1	0	0	0	0	0	0	0
10 Miller	0	0	1	1	0	0	0	0	0	0	0

ALL IN

★ 7-The legendary John Heisman, a Cleveland native, got his first coaching job at Oberlin College, leading the team to win all of its seven games in only the second year of the football program. Heisman's career was launched ★

# 2021 SEASON IN REVIEW - WEEK 11

## GAME 11: 10/29/21

SCORING	1	2	3	4	F
Kenston	3	28	7	0	38
Harvey	0	0	0	15	15

### SCORING SUMMARY:

#### FIRST QUARTER

0:19 KEN Munday 27-yard Field Goal

#### SECOND QUARTER

11:31 KEN Georgiou 55-yard pass to Cardona (Munday kick)

4:36 KEN Georgiou 16-yard pass to Patrick (Munday kick)

1:02 KEN Patrick 8-yard run (Munday kick)

0:14 KEN Georgiou 39-yard pass to Simmons (Munday kick)

#### THIRD QUARTER

2:59 KEN Georgiou 13-yard pass to Gebeau (Munday kick)

#### FOURTH QUARTER

10:56 HAR Coleman 36-yard pass to Bradley (Rodrigues kick)

10:05 HAR Collins 33-yard run (Coleman run 2pt successful)

### TEAM STATISTICS:

	KEN	HAR
First Downs	18	11
Rushing Yards	274	157
Passing Yards	180	123
Total Yards	454	280
COMP-ATT-YD-TD-INT	10-18-180-4-0	11-23-123-1-0
Fumbles-Lost	1-1	3-1
Penalties	12-96	5-35
Total Offensive Plays	50	56
Running Plays	33	33
Passing Plays	17	23

### INDIVIDUAL STATISTICS:

RUSHING	ATT	YDS	LG	TD
Patrick	13	134	26	1
Clark	13	73	13	0
Georgiou	4	49	18	0
Simmons	2	7	7	0
Rivera-Gebeau	1	11	11	0

RECEIVING	REC	YDS	LG	TD
Cardova	1	55	55	1
Miller	2	17	14	0
Patrick	2	32	16	1
Rivera-Gebeau	4	37	13	1
Simmons	1	39	39	1

PASSING	COMP	ATT	YD	TD	INT
Georgiou	10	18	180	4	0

### PLAYERS OF THE WEEK



O - Georgiou



D - Novak



ST - Patrick



12th - Cardova

ALL IN

Defensive Stats	Solo	1st Hit	Assist	Total	TFL	Sack	Int	PBU	FR	FF	QBP
13 Krupp	2	4	7	13	0	0	0	0	0	0	1
3 Novak	1	6	6	13	1	0	0	0	0	1	1
6 DiMarco	3	2	6	11	0	0	0	0	0	0	0
4 Toth	3	1	4	8	0	0	0	1	0	0	0
7 Simmons	0	4	4	8	0	0	0	0	0	0	0
32 Hallen	3	0	3	6	0	0	0	0	0	0	1
23 Kolenic	0	1	5	6	1	0	0	0	0	0	1
26 Cowski	1	3	1	5	0	0	0	0	0	0	0
56 Vasil	0	1	4	5	0	0	0	0	0	0	0
82/57 Vanderbilt	0	3	1	4	0	0	0	0	0	0	0
5 Clossin	0	0	4	4	0	0	0	0	0	0	0
16 Rivera-Geabu	1	1	1	3	0	0	0	1	0	0	0
30 Thompson	1	1	0	2	0	0	0	0	0	0	0
42 Hatcher	0	0	2	2	0	0	0	0	0	0	0
17 Zak	1	0	0	1	0	0	0	0	0	0	0
21 Schurr	0	1	0	1	0	0	0	0	0	0	0
30 Thompson	0	0	1	1	0	0	0	0	0	0	0
20 White	0	1	0	1	0	0	0	0	0	0	0
31 Patrick	0	0	0	0	0	0	0	1	0	0	0

# 2021 SEASON IN REVIEW - WEEK 11



ALL IN

# 2021 SEASON IN REVIEW - WEEK 12

## GAME 12: 11/5/21

SCORING	1	2	3	4	F
Kenston	21	7	14	7	49
Steubenville	14	14	14	0	42

### SCORING SUMMARY:

#### FIRST QUARTER

- 8:11 KEN Patrick 8-yard run (Munday kick)
- 4:08 STE Ostovich 1-yard run (Hicks kick)
- 3:11 KEN Georgiou 3-yard pass to Miller (Munday kick)
- 2:50 STE P. Hill 68-yard pass to I. Hill (Hicks kick)
- 0:14 KEN Georgiou 8-yard pass to Patrick(Munday kick)

#### SECOND QUARTER

- 9:47 STE Ostovich 17-yard run (Hicks kick)
- 5:53 KEN Patrick 1-yard run (Munday kick)
- 1:00 STE Ostovich 1-yard run (Hicks kick)

#### THIRD QUARTER

- 7:10 STE Ostovich 3-yard run (Hicks kick)
- 6:56 KEN Simmons 84-yard Kickoff return(Munday kick)
- 4:46 STE Ostovich 6-yard run (Hicks kick)
- 3:41 KEN Georgiou 3-yard pass to Patrick(Munday kick)

#### FOURTH QUARTER

- 5:52 KEN Georgiou 38-yard pass to Patrick (Munday kick)

### TEAM STATISTICS:

	KEN	STE
First Downs	19	27
Rushing Yards	112	358
Passing Yards	310	215
Total Yards	422	573
COMP-ATT-YD-TD-INT	21-31-310-4-0	14-21-215-1-1
Fumbles-Lost	0-0	3-1
Penalties	10-100	16-120
Total Offensive Plays	52	71
Running Plays	21	50
Passing Plays	31	21

### INDIVIDUAL STATISTICS:

RUSHING	ATT	YDS	LG	TD
Georgiou	11	70	15	0
Patrick	0	42	7	2

RECEIVING	REC	YDS	LG	TD
Cardova	6	90	28	0
Miller	5	76	38	1
Patrick	4	63	38	3
Rivera-Gebeau	4	59	26	0
Bell	1	13	13	0

PASSING	COMP	ATT	YD	TD	INT
Georgiou	21	31	310	4	0

### PLAYERS OF THE WEEK



O - Georgiou



D - Krupp



ST - Simmons



12th- Hatcher



O - Bell



D - DiMarco

Defensive Stats	Solo	1st Hit	Assist	Total	TFL	Sack	Int	PBU	FR	FF	QBP
6 DiMarco	7	9	11	27	0	0	0	0	0	1	0
13 Krupp	2	4	6	12	0	0	0	0	1	0	1
16 Rivera-Geabu	3	2	6	11	0	0	0	1	0	0	0
4 Toth	2	3	5	8	0	0	0	1	0	0	0
26 Cowski	2	3	3	8	0	0	1	0	0	0	0
72 C. Doyle	0	3	5	8	0	0	0	0	0	0	0
7 Simmons	0	1	5	6	0	0	0	0	0	0	1
56 Vasil	0	1	4	5	0	0	0	0	0	0	0
50 Uhlir	1	1	3	5	0	0	0	0	0	0	0
82/57 Vanderbilt	0	3	1	4	0	0	0	0	0	0	0
23 Kolenic	2	0	2	4	0	0	0	0	0	0	0
70 Doyle	0	1	3	4	0	0	0	0	0	0	0
5 Clossin	0	0	2	2	0	0	0	0	0	0	0
31 Patrick	0	1	1	2	0	0	0	0	0	0	0
3 Novak	0	0	1	1	0	0	0	0	0	0	0
21 Schurr	0	0	1	1	0	0	0	0	0	0	0

ALL IN



# 2021 SEASON IN REVIEW - WEEK 12



ALL IN

# 2021 SEASON IN REVIEW - WEEK 13

## GAME 13: 11/12/21

SCORING	1	2	3	4	F
Kenston	0	7	0	0	7
Dover	0	7	14	3	24

### SCORING SUMMARY:

#### FIRST QUARTER

#### SECOND QUARTER

5:25 DOV McGarry 8-yard run (Lane kick)  
 0:28 KEN Georgiou 18-yard pass to Patrick (Munday kick)

#### THIRD QUARTER

9:46 DOV Molk 8-yard run (Lane kick)  
 5:25 DOV McGarry 8-yard run (Lane kick)

#### FOURTH QUARTER

6:03 DOV Lane 28-yard field goal

### TEAM STATISTICS:

	KEN	DOV
First Downs	16	16
Rushing Yards	104	337
Passing Yards	166	8
Total Yards	270	345
COMP-ATT-YD-TD-INT	24-31-166-1-2	2-5-8-0-0
Fumbles-Lost	1-1	0-0
Penalties	8-100	6-50
Total Offensive Plays	57	49
Running Plays	26	44
Passing Plays	31	5

### INDIVIDUAL STATISTICS:

RUSHING	ATT	YDS	LG	TD	
Georgiou	12	41	11	0	
Patrick	14	63	12	0	
RECEIVING	REC	YDS	LG	TD	
Patrick	15	88	18	1	
Rivera-Gebeau	4	42	17	0	
Cardova	2	10	7	0	
Miller	2	18	10	0	
Vanderbilt	1	12	12	0	
PASSING	COMP	ATT	YD	TD	INT
Georgiou	24	31	166	1	2

ALL IN

Defensive Stats	Solo	1st Hit	Assist	Total	TFL	Sack	Int	PBU	FR	FF	QBP	
6 DiMarco	3	1	5	9	0	0	0	0	0	0	0	
13 Krupp	2	0	3	5	1	0	0	0	0	0	0	TFL -4yards
16 Rivera-Geabu	6	4	6	16	0	0	0	0	0	0	0	
4 Toth	0	0	4	4	0	0	0	0	0	0	0	
26 Cowski	2	0	2	4	0	0	0	0	0	0	0	
7 Simmons	6	3	4	13	1	0	0	1	0	0	0	TFL -3yards
56 Vasil	1	3	1	5	0	0	0	0	0	0	0	
32 Hallen	0	2	0	2	0	0	0	0	0	0	0	
23 Kolenic	2	3	8	13	0	0	0	0	0	0	0	
5 Clossin	0	0	1	1	0	0	0	0	0	0	0	
10 Miller	0	0	1	1	0	0	0	0	0	0	0	
3 Novak	0	1	0	1	0	0	0	0	0	0	0	
21 Schurr	0	0	2	2	0	0	0	0	0	0	0	



# 2021 SEASON IN REVIEW - WEEK 13



ALL IN

# 2021 SEASON IN REVIEW - FINAL

## Playoff Stats – 3 Games

SCORING	1	2	3	4	F
Kenston	24	42	21	7	94
Opponent	24	21	28	18	81

### TEAM STATISTICS:

	KEN	OPPONENT
First Downs	53	37
Rushing Yards	490	852
Passing Yards	630	346
Total Yards	1120	1198
COMP-ATT-YD-TD-INT	55-80-630-9-2	30-49-346-2-1
Fumbles-Lost	2-2	6-2
Penalties	30-296	27-206
Total Offensive Plays	159	173
Running Plays	80	124
Passing Plays	79	49

### INDIVIDUAL STATISTICS:

RUSHING	ATT	YDS	LG	TD	
Patrick	37	239	26	3	
Georgiou	27	160	18	0	
Clark	13	73	13	0	
Rivera-Gebeau	1	11	11	0	
Simmons	2	7	7	0	
RECEIVING	REC	YDS	LG	TD	
Patrick	21	183	38	5	
Rivera-Gebeau	12	138	26	1	
Cardova	9	155	55	1	
Miller	9	94	38	1	
Bell	1	13	13	0	
Vanderbilt	1	12	12	0	
Simmons	1	39	39	1	
Richmond	1	11	11	0	
PASSING	COMP	ATT	YD	TD	INT
Georgiou	55	80	630	9	2

## Total Season Stats – 13 Games

SCORING	1	2	3	4	F
Kenston	86	104	81	61	332
Opponent	52	82	47	62	243

### TEAM STATISTICS:

	KEN	OPPONENT
First Downs	183	176
Rushing Yards	2466	2392
Passing Yards	1679	1141
Total Yards	4145	3533
COMP-ATT-YD-TD-INT	141-223-1679-18-11	96-223-1141-3-15
Fumbles-Lost	12-9	15-8
Penalties	116-1189	88-660
Total Offensive Plays	674	686
Running Plays	447	463
Passing Plays	227	223

### INDIVIDUAL STATISTICS:

RUSHING	ATT	YDS	LG	TD	
Patrick	24	1366	48	12	
Germano	106	670	59	7	
Georgiou	50	279	25	4	
Clark	24	93	13	0	
Krupp	16	22	8	0	
Cardona	5	7	5	0	
Rivera-Gebeau	4	22	11	0	
Simmons	2	7	7	0	
RECEIVING	REC	YDS	LG	TD	
Patrick	35	334	38	5	
Cardova	30	383	55	6	
Rivera-Gebeau	29	404	56	3	
Germano	20	263	34	2	
Miller	12	185	38	1	
Bell	5	46	13	0	
Vanderbilt	2	18	12	0	
Simmons	1	39	39	1	
Richmond	1	11	11	0	
PASSING	COMP	ATT	YD	TD	INT
Georgiou	93	141	1187	14	4
Krupp	38	58	396	2	4
Germano	10	29	96	2	3

ALL IN



# 2021 SEASON IN REVIEW - FINAL



## Defensive Season Stats – 13 Games

# NAME	SOLO	1st HIT	Assist	TOTAL	TFL	SACK	INT	PBU	FR	FF	QBP
6 DiMarco	41	56	69	166	3	2	4	1	2	2	1
13 Krupp	22	31	43	96	4	3	1	0	1	0	10
7 Simmons	24	25	40	89	3	4.5	2	2	1	0	10
3 Novak	11	15	38	64	3	0.5	0	0	1	1	8
4 Toth	24	18	24	64	1	0	2	11	0	1	0
16 Rivera-Geabu	19	18	25	62	0	0	1	4	0	0	0
26 Cowski	10	21	11	42	0	0	3	2	0	0	0
5 Crossin	2	7	28	37	1	0.5	0	0	0	0	0
23 Kolenic	7	9	29	45	2	0	0	3	0	0	2
56 Vasil	5	7	23	35	0	0	0	1	0	0	6
32 Hallen	4	4	22	30	0	0	0	0	1	0	1
25 Kress	3	11	13	27	1	0	0	0	0	0	1
11 Germano	12	9	2	23	0	0	2	2	0	0	0
82/57 Vanderbilt	2	9	11	22	0	1	0	0	0	1	2
20 White	5	5	7	17	0	0	0	0	0	0	0
2 Jones	1	3	11	15	1	0.5	0	0	0	0	1
37 Hajdu	10	0	3	13	0	0	1	2	0	0	0
30 Thompson	4	6	2	12	0	0	0	0	0	0	0
72 C. Doyle	0	7	5	12	0	0	0	0	0	0	1
50 Uhlir	2	2	7	11	0	0	0	0	0	0	0
31 Patrick	5	1	1	7	0	0	0	1	0	0	0
21 Schurr	2	2	4	8	0	0	0	0	0	0	0
70 Doyle	1	1	3	5	0	0	0	0	0	0	0
17 Zak	2	1	1	4	0	0	0	0	0	0	0
42 Hatcher	1	1	2	4	0	0	0	0	0	0	0
66 Meeks	3	0	0	3	1	1	0	0	0	0	0
24 Matasar	0	0	3	3	0	0	0	2	0	0	0
19 J. Jacobs	2	0	1	3	1	0	0	0	0	0	1
38 Bell	0	1	0	1	0	0	0	0	0	0	0
10 Miller	0	0	1	1	0	0	0	0	0	0	0
<b>TOTALS</b>	<b>224</b>	<b>270</b>	<b>429</b>	<b>921</b>	<b>21</b>	<b>13</b>	<b>16</b>	<b>31</b>	<b>6</b>	<b>5</b>	<b>44</b>

ALL IN

# 2022 ROSTER

NUMBER	NAME	POSITION	YEAR	HEIGHT	WEIGHT
2/12	CHARLIE THOMPSON	DB	10	5'10	165
3	JACK NOVAK	DL	12	5'11	185
4	LOGAN TOFT	DB	12	5'10	185
5/7	DAVID CLOSSIN	DL	12	6'	210
6	BEN DIMARCO	ILB	12	5'10	195
7	LUCAS SIMMONS	DB	12	6'	170
8	NIKKO GEORGIU	QB	12	6'1	190
9	TYMIR CARDONA	WR/DB	10	5'7	165
10	PIERCE BROWN	DB	9	5'8	155
11	BRANDON BELL	WR/LB	11	5'10	180
12	JACK BRYNER	QB	9	5'10	165
13	DYLAN KRUPP	QB	10	6'2	165
14	EVAN GLONTZ	WR/DB	11	6'3	155
15	THOMAS O'BRIEN	WR/DB	12	6'3	175
16	PATRICK COLE	WR	12	5'9	165
17	LINCOLN BOBNAR	WR	9	5'11	165
18	JACK JACOBS	DL	12	6'	180
19	SAM JACOBS	DL	12	6'	180
20	JAKE WHITE	DB	12	5'9	165
21	TYLER SCHURR	DB	12	5'11	180
22	ZYAR SCOTT	DB	10	5'8	165
23	ASHTON KOLENIC	OLB	11	5'10	180
24	AIDAN MATASAR	DB	11	5'7	160
25	CHARLIE KRESS	OLB	12	6'	195
26	TYLER BELL	TE	9	5'11	175
27	COHEN CLARK	RB/LB	10	5'10	175

NUMBER	NAME	POSITION	YEAR	HEIGHT	WEIGHT
28	JAMES RICHMOND	WR/DB	11	5'11	175
29	MASON SCHURR	DB	10	5'7	150
30	JAD MELHEM	ILB	9	5'9	160
31	SEAN PATRICK	RB	11	5'9	185
32	JOSH HALLEN	LB	11	5'10	205
33	ANDY FENDER	WR	9	5'10	155
34	BEN ZAWITZ	DB	10	5'7	150
35	BRADY BARAN	LB/RB	9	5'7	155
36	BRETT KING	ILB	11	5'9	165
37	JEREMY HAJDU	WR/DB	11	5'10	185
38	DYLAN RINGESS	OLB	9	5'10	160
39	AJ GIANCOLA	DB	9	5'8	160
40	ALEX WOOD	OLB	10	5'8	150
41	PARKER MUNDAY	K	12	5'8	155
42	ROBBIE HATCHER	DL	11	5'9	190
43	BRENDAN SCHEUER	DB	9	5'8	160
44	TORAN SAVRANSKY	RB	9	5'9	190
45	ADRIAN GUIRGUIS	OL/DE	9	6'	190
46	JON KING	ILB	11	5'8	190
47	JACK LATZ	WR	9	5'8	155
48	ZYAR SCOTT	DB	10	5'8	165
49	COLIN WEILAND	ILB	9	5'8	185
50	BEN BURLINGHAUS	OL	11	5'9	210
51	ROCCO DELUCA	OL	10	5'9	165
52	JAUGHNTEZ WILLIAMS	DB	10	5'3	150
53	CARSON CASE	TE/DE	9	5'9	175
54	GRIFFIN ACKER	OL/OLB	11	5'10	170
55	JAY KIRKMAN	OL/DL	10	5'11	225

NUMBER	NAME	POSITION	YEAR	HEIGHT	WEIGHT
58	JORGES TALLEY	OLB	9	5'10	170
59	ETHAN BENNETT	DL	9	5'8	195
60	STEVE HAMM	OL/DL	12	5'9	205
61	ETHAN BALLANTYNE	OL/DL	10	6'1	220
62	TRISTAN TUBBS	OL/DL	11	5'9	190
63	DAVID WACHTLER	OL	11	6'	230
64	ETHAN BLACK	DL	9	5'10	180
65	TOM LOWE	OL	10	5'10	180
66	SAM MEEKS	OL/DL	10	5'10	190
68	ANTHONY RUMORE	DL	9	5'7	180
70	SEAN DOYLE	OL/DL	11	6'1	295
71	LEO DELUCA	OL	12	5'10	275
73	MAX ROBARGE	OL	11	5'8	205
74	LUKE LEYGRAAF	OL	12	6'4	250
77	VANCE BRODNIK	OL	12	5'10	265
80	JOHAN LINK	WR	9	5'7	150
81	MAX GEORGE	WR	9	5'6	150
82	GRADEN KUCHARSON	WR	9	5'7	150
83	CARMEN FRATOE	OLB	9	5'7	155
84	BRAELYN AKINS	WR	10	5'9	155
85	TROY FRESHMAN	RB	9	5'8	150
86	CULLEN FEHRING	DB/WR	9	5'8	150
87	RONNIE FRATOE	DB	9	5'7	155
88	JACK WAGAR	WR	9	5'8	160
89	CADE WHITE	WR/DB	9	5'7	155
97	TOMMY SEIFRIED	DL	9	6'3	185

ALL IN



**BOMBER**



**2022**  
**FOOTBALL**  
*History*

ALL IN

# BOMBER AWARDS AND TRADITIONS

**HAMMER AWARD:** Decided by the coaching staff, this award is given to the player that demonstrates the toughest, most physical performance. The "Hammer Award" is given to one offensive player and one defensive player each week.

**SLEDGEHAMMER AWARD:** Given out at the end of the year to the players that earned the most "Hammer Awards" during the season. Awarded to one offensive player and one defensive player at the end of the season.

**HARD HAT AWARD:** Earned by the player that defines being a Kenston Bomber. Described by Coach Grubich; this player is a Blue collar, lunch pail kid that shows up every day, works his tail off and inspires his teammates to be better.

**IRONMAN AWARD:** Coaches award given for outstanding work in the weight room throughout the year.


**LINEBACKER U:** Not an award or personal accomplishment, but just a fact, Kenston produces great high school linebackers. In the history of Kenston football there have been 36 1st or 2nd team All-Ohio selections and 10 of those selections have been linebackers.

**BATTLE OF 422:** Less than 5 miles apart, Kenston vs. Chagrin is a rivalry game that has lasted over 60 years. The traditional game started in 1953 and continues to be one of the most intense games on the schedule. To this day the winning school receives the Kenston/Chagrin "split" helmet trophy. There simply is no better rivalry in high school sports!

**VICTORY COIN:** Given out to players, coaches, and support staff in celebration of winning the "Battle of 422."



**K-KLUB:** The Kenston K-Klub was formed during the fall of 1953 as a vehicle to form a brotherhood between the two newly merged schools of Auburn and Bainbridge. Anyone who had won a varsity letter at either high school could join. The first K-Klub started with 17 members. In the early years, the club raised money for their varsity jackets through dues, selling concessions and from a talent show. Today the club still promotes comradery between lettermen in all sports.



## WHY THE BOMBERS AND WHY THE STAR?

Prior to the consolidation of Auburn High School and Bainbridge High School in 1953, the Bainbridge team nickname was Bombers. This was chosen by the student body due to the frequency of the World War II, B-25 bomber flying over the township from the Ravenna Arsenal. On the underside of the wing was the familiar star of the Army Air Corp. It was also chosen by the student body to use the Star as the school insignia.

**WHY KENSTON?** In 1953, due to the small sizes of Auburn and Bainbridge High Schools, the two townships decided it would be more efficient to combine the two schools. At that time, there was a small area that overlapped both townships called Kent Town. It's not known who thought of the name Kenston, but it is known that Kenston comes from the name Kent Town because the overlap signified the combining of the two schools.

★ There are 88 Counties in the state of Ohio and 44 counties have won a football championship and 44 have not! ★



# BOMBER AWARDS AND TRADITIONS

## WHY NAVY BLUE, COLUMBIA BLUE AND RED?

The answer again traces back to when the two township districts combined. Auburn High School was known as the Redcats and their school colors were red and white. Bainbridge High School was known as the Bombers and their school colors were navy blue and white. It was decided that the new combined district would be housed at Bainbridge High School because it was the larger of the two schools. It was very important to the transition of the two rival schools that both be represented in school colors. Red, navy blue and white were the original colors. In 1958 it was decided to change the navy blue to Columbia because other Geauga County League teams, mainly West Geauga, were using red, white, and navy blue as their colors.

Dear Mr. Hrabak,  
January 10, 1969

I received your letter requesting my permission to utilize the Cowboy Star and uniform for your high school football team. The Cowboy Star represents my organization and with that comes great responsibility. We have players like Roger Staubach, Mike Ditka and Bob Lilly who represent the Cowboy Star by giving it their all both on and off the field. I have decided to approve your request if you promise your boys will do the same.

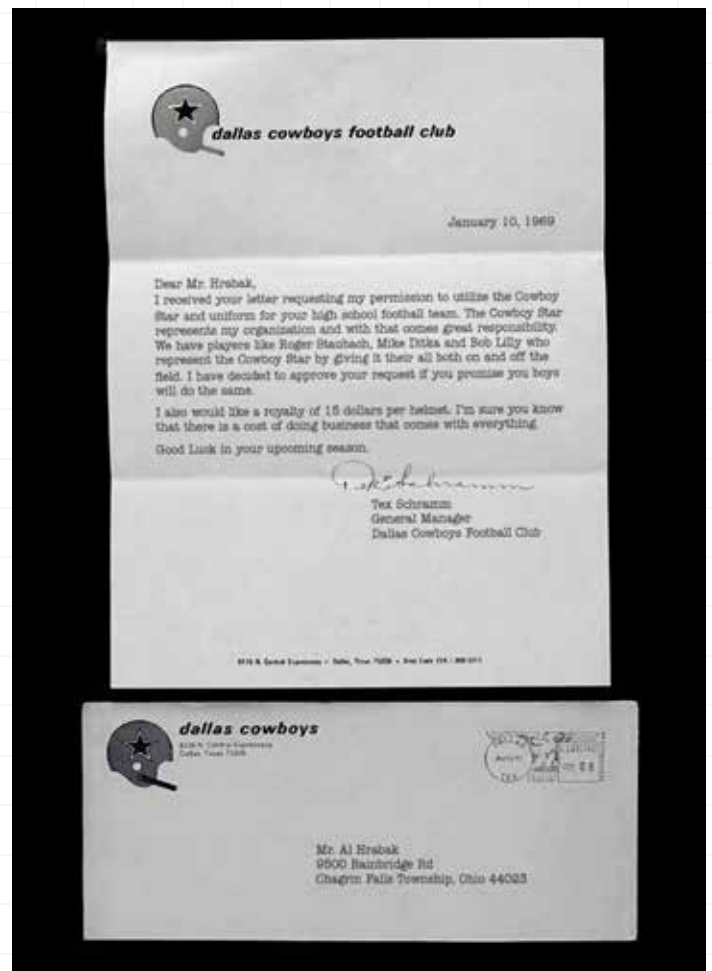
I also would like a royalty of 15 dollars per helmet. I'm sure you know that there is a cost of doing business that comes with everything.

Good Luck in your upcoming season.

Tex Schramm  
General Manager  
Dallas Cowboys Football Club

## WHY THE DALLAS COWBOY STAR?

In 1968 and 1969, the community and school were growing at a rapid pace. The Superintendent P.T. Hill, Athletic Director Al Hrabak and Head Football Coach Jack Bair all wanted to change the uniform to signify success, strength and unity. They didn't have to look to far, with the star as common ground, they approached one of the most successful sports organizations of the 60's, the Dallas Cowboys. In the winter of 1968 Mr. Hrabak sent a letter requesting permission to copy the helmet and uniform. Permission was granted by the General Manager of the Cowboys, Tex Schramm with one catch; that Kenston pay a small royalty for each helmet they used. The two organizations agreed and Kenston became the only scholastic, collegiate or pro team that can legally use the Cowboy helmet and uniform.



★ **Hamilton County has won 32 championships to lead the "county race" in the state of Ohio, Cuyahoga is second with 29** ★

# KENSTON FOOTBALL LORE

★ In 1952, the Bainbridge Bombers were undefeated in their first year of football.



team to receive permission in 1969, to copy the uniform of the Dallas Cowboys. The agreement still stands today.

★ Prior to a 1986 playoff game versus Campbell Memorial at Mollenkopf Stadium in Warren, Kenston arranged a flyover to get the crowd fired up. The pilot, a big Kenston fan, came in dangerously low to the field and subsequently lost his pilot's license because of it.

★ In 1973, the Chagrin Falls football team waited to arrive at Kenston until just prior to kick-off, coming on to the field at the last second. Kenston did the same thing to Chagrin the next year causing the CVC to make a rule about arrival times.

★ It is well known how heat and moisture tire out an athlete. Most years during the 80's and 90's, Kenston would arrive to Chardon's visitors locker-room with all the hot showers running and the locker-room full of steam.

★ In the early 70's on an away game at Wickliffe, Coach Gorby and staff picked up and moved a Volkswagen which was blocking access to the stadium road. This cleared the way for the bus, so the team didn't have to walk to the stadium.

★ 1968 the middle school program was introduced.

★ In the mid 70's, Assistant Coach Frank Kitko started the first Bomber weight room program.

★ 3-time All-Ohio Bomber Trenton Hillier was a two-sport letter winner in both basketball and football while at Georgetown University

★ When stadium flyovers happened the planes were actual bombers that came from the Ravenna arsenal. One year a Kenston supporter, who personally owned a Russian MIG, used it for a stadium flyover. Zinn Gorby said he looked up and thought we were under attack! Many fans and players thought the same thing!

ALL IN

★ In 1953, Bainbridge and Auburn townships combined to form the Kenston District.

★ Kenston's first game was verses Chagrin Falls was Friday, 9/18/1953. The Bombers first win over the Tigers came seven years later.

Touchdowns—Frank J. Nichols 2. Points after touchdowns—Nichols 3 (placements).

**Chagrin Falls Wins**

Halfback Mike McNally scored both touchdowns on short runs as Chagrin Falls High School opened its football season with a 13-0 victory over Kenston in an independent game at Chagrin Falls yesterday.

McNally tallied on a five-yard dash in the second period and in the final quarter on the 15-yard run.

**CHAGRIN FALLS—13**  
 ENDS—Shelton, Miller, Bannine, Cramer.  
 TACKLES—Burton, Hudson.  
 GUARDS—Hill, Cleveland, Worley, Stoner.  
 CENTERS—Moser, Critch.  
 BACKS—Patrick, Vanderder, McNally, VanNort, Stoenman, Flinn, Wiley, Camp, Butler, Jones.

**KENSTON—0**  
 ENDS—Williams, Griff, Benson, Danforth.  
 TACKLES—Simmons, Gendie.  
 GUARDS—Bricker, Frazier, Messinger.  
 CENTERS—Thomas, Woods.  
 BACKS—Bretcher, Hurlbaum, Stubbs.  
 Henry, Jettie.

Chagrin Falls ..... 0 7 0 6—13  
 Touchdowns—McNally (2), Points after touchdowns—Shelton (placement).

**Brush Loses. 32-6**

**Kenston Whips Chagrin Falls**

Kenston High defeated Chagrin Falls for the first time in seven years last night, edging the Tigers, 8-0, at Kenston in an independent football game.

Kenston scored early in the first quarter when Pete Clemens, an end, fell on a Falls fumble on the 15. Three plays later John Jayme, a senior halfback, plunged over from the four.

Kenston	.....	8	0	0	0—8
Chagrin Falls	.....	0	0	0	0—0

Kenston scoring: touchdown: Jayme (4, plunge), PAT: Jayme (run).

★ In 1964, first year of the CVC, Kenston was the smallest school in the league.

★ Throughout the years, prior to football games, a bomber plane from the Ravenna Arsenal would do a flyover the stadium.

★ Kenston was the first and only high school

★ 4 days - Dick Marabito served as Kenston Head Coach in 1964 ★





# KENSTON FOOTBALL LORE

★ Kenston has played in two OHSAA finals losing both by a total of 4 points.

★ On a road trip to Madison, only a few miles from the stadium, the bus got a rear flat tire that caught fire. The bus driver started to pull over and the head coach, who will remain anonymous, said "you're not pulling this thing over, not until we get to the stadium, we can't be late". The driver limped the smoking bus all the way there and the coach didn't get penalized for delay of game!

★ Opposing coaches knew about the Bombers access to aircraft. Chardon coach Bob Doyle once cleared his practice field when he noticed a helicopter circling above the week they played Kenston. He actually thought it was Coach Gorby watching practice.

★ The first time the coaches met long-time team doctor Alan Gurd was very interesting. He was standing in the end zone waiting for the end of practice to introduce himself. Coach Gorby thought he was a scout from the opposing team that week. They moved practice and sent the big offensive line coach over who promptly kicked Doc Gurd off the field.

★ Kenston was the first team to play night games in Geauga County.

★ The Battle of 422 trophy was held by Kenston when the rival Tigers came to Kenston and won it back on a last second controversial call. The Kenston Head Coach was so upset that he refused to give the trophy back that night. The Tigers called repeatedly throughout the year to get the trophy with the same result, no trophy. A year later the Bombers took the trophy to Chagrin and won the game keeping the trophy for another year.

★ In 1981, the Bombers were in a hard-fought battle for the conference title with Solon. The game was tied 6 – 6 at halftime. The Bombers, who were wearing white, took the field to receive the second half kickoff when it started

to snow. As the ball was kicked the snow turned into a complete whiteout. Bomber running back Denny Bisesi unbelievably caught the ball and went 90 yards untouched for the winning score. The snow started to taper off as he crossed the goal line and completely stopped less than a minute later. In fact, no one on the field or in the stands really knew he had the ball let alone scored a touchdown because of the heavy snow. Kenston won the game 14 – 6 and the conference.

★ 1986 is a year that will always be remembered due to the Bombers first run at a State title. What most people don't realize about the state runner-up team is that due to Stadium renovations all the games were played on the road. Kenston played their "home" games that year at West Geauga's Howell Field. Nicknamed The "Road Warrior's" the Bombers got new jerseys that year only in white because they were going to be the "away team" all year. In fact the first home game where they had to wear blue jerseys was in the OHSAA State final game at Ohio Stadium. Designated the home team, the Bombers lost to Cincinnati Academy of Physical Education in a hard fought battle 7 to 6, maybe they should have worn white!

★ What's the score? In the match-up between Kenston vs Aurora on 9/23/64.

- Total offense K-221/A-23
- Rushing K-226/A(-12)
- Passing K(-5)/A35
- **Turn Overs** K-5/A-0
- Kenston snatches defeat from jaws of victory in a 12-10 loss to Aurora!

★ OHSAA Division 3 state final record for most passing yards 466 Joe Burrow, Athens HS 2014 ★

# LEGENDS AND GREATS

## **DR. ALAN GURD** Team Doctor: 1976-2016

Dr. Alan Gurd and his family (wife Ruth, and four boys under 8 years old - Jenny was born in Ohio) immigrated to America from Belfast, Northern Ireland via the Queen Elizabeth II in July 1976. He was recruited by the Cleveland Clinic Foundation to create and lead the pediatric orthopedic department there. He started as Kenston Football team doctor that fall. Doc Gurd was a former track and rugby stand out athlete in high school and at Queens University in Belfast. He also played international rugby on the Irish National Team. His competitiveness and love of sports continue as he still plays golf and racquetball several times each week. And he still roams the sidelines for home football games and enjoys watching Kenston basketball and wrestling...and any sport that involves one of his six grandchildren.

Doc Gurd enjoyed having Andy and David on the sidelines with him when they were young. The pre-game locker room, at halftime, and post-game is where Gurd (and the boys) learned a lot of American slang. Doc Gurd very much enjoyed his relationship with the coaches, players, and parents of Kenston football, and athletics in general. Alan, Colin, and Jenny all very successfully participated in Track and Cross Country, and Doc Gurd provided care for shin splints and other related health needs. True friendships were formed over the many years, creating a true sense of community. Kenston athletes would come to the Gurd home and many diagnoses and "quick fixes" were performed at the kitchen table or even in the garage. Doc Gurd enjoyed caring for kids with all types of orthopedic conditions and used his personality, wit, and humor to make doctor visits a joy for his patients and families. At the Cleveland Clinic he mastered caring for some of the most complex orthopedic conditions seen today and traveled to Ethiopia, Africa, and Haiti to help the less fortunate via the healthcare charity group Orthopedics Overseas.

Doc Gurd has the distinction as the only doctor in CVC history to be asked to leave the sidelines for a game due to his critique of the officiating. Even after 30 years of covering the sidelines and following games closely, Gurd still states he never played the game and therefore doesn't fully understand the rules, but this did not stop him from letting the refs know his thoughts on each call - at least when calls went against the Kenston boys. In addition to being an awesome doctor, Doc Gurd was very competitive. He loved to watch the games and see Kenston win. This was especially true when his kids were playing. This might be the explanation for allowing Andy to play three quarters with a broken arm against Mayfield in his senior year. Sometimes aspirin and a little more tape are enough!

Doc Gurd retired from the Cleveland Clinic Foundation in 2014. He was team doctor for the Kenston Bombers from 1976 until 2016. He loved his work on Kenston's sidelines as much as his work at the Cleveland Clinic, and feels privileged to have served both. Go Bombers!



## **ZINN GORBY** Head Coach: 1972-1985 / 1992-1993

A teacher, a coach, an administrator, and a fan, Zinn Gorby has worn many hats for the Kenston school district. A West Greene High School graduate who went on to major in education at West Liberty State College, Zinn developed his love for sports as an athlete in both high school and college, playing football and running track. Zinn's first coaching job was with his mentor and former Kenston head coach Jack Bair at Tuscarawas Valley High School in 1964 where he helped coach the football team to the single A championship game before losing to St. Joe's 14-13.

# LEGENDS AND GREATS

Zinn came to Kenston in 1967 with Coach Bair and took over as head coach in 1972 when Bair left to coach for Maple heights. In his 16 years as head coach, Zinn became and remains the most winningest coach in the history of Kenston football with a record of 112-43-5. Zinn never had a losing season at Kenston. He also led the Bombers to their first playoff appearance capping off an undefeated season in 1981. This is the same year that Zinn was named the AP Coach of the Year. Zinn has touched the lives of many Kenston student-athletes but will always be remembered for his wit and unique perspective on high school football to the point that other coaches have named a chapter in the fictitious football bible called the Book of Zinn. Veteran Geauga County coaches still quote from it frequently. "According to the Book of Zinn, if you tie for the conference championship, and you beat the team you're tied with, then you're the champion!"




## **AL HRABAK** Full Back: 1952 / Head Coach: 1964 - 1966 / Athletic Director: 1966 -1985

Al Hrabak has spent a lifetime around Kenston athletics. Hrabak is the original Bomber having played on the Bainbridge Bombers first 11-man football team. The 1952 team, which Hrabak was voted the MVP, also has the distinction of winning the Bombers first conference championship and also being the first Bomber undefeated team at 6-0. Hrabak also has the distinction of being the first Bomber to be selected All Ohio in 1952. After college, Hrabak returned to Kenston as a teacher and was tapped to pilot the Bombers as head football coach in 1962. Due to his deep seeded love for Kenston's athletics, in 1966 Hrabak left coaching football to become Kenston's athletic director feeling it was a better opportunity to make all Kenston sports teams great not just football. Hrabak lead the Bomber athletics until his retirement from the district in 1985. During his tenure, Bomber athletics dominated on the fields and the courts winning 13 conference all sports trophies. Today, Hrabak passion for Kenston sports continues as you see him in the stands cheering his bombers on.



## **TRENTON HILLIER** Wide Receiver/Punter/Kicker: 1995 - 1998

Trent Hillier has the unique distinction as being Kenston's only two time All State football selection in two different positions. In 1997, Hillier was named second team All Ohio Punter. Hillier that year lead the State in punting average and lead the area in field goals and PAT's while being the team's leading receiver. In 1998, while still performing his kicking duties, Hillier had an exceptional year catching the football earning him first team All Ohio honors. A multi-sport athlete, Hillier was also named All Ohio third team (special mention) in basketball and is third on Kenston's list of all-time scorers. Hillier's multi-sport story doesn't stop there. Recruited by many schools to play football or basketball, Hillier chose Georgetown because they were able to capitalize on a seldom-used loophole in the NCAA rules enabling the Hoyas to give Hillier a football scholarship if he played both sports. The Hoyas basketball coaches were looking for a point guard and loved the fact that Hillier could fill the roll and they wouldn't have to use a basketball scholarship to do it. The four-year letterman was a starter at wide receiver and kicker, Hillier owns the single game receiving record with 13 receptions that still stands for the Hoyas. Hillier was also a Four-year letterman in




# LEGENDS AND GREATS

basketball playing in the grueling Big East Conference and in the NCAA tournament. In 2001 the 10th seeded Hoyas were knocked out in the Western regional semi-finals by the 3rd seed Maryland Terrapins. Hillier was a fan favorite, many a night at the MCI Center you would hear a common cheer by the fans of "Hillier, Hillier, Hillier."

## **JACK RUDNAY** Center/Defensive line: 1961 -1965

Jack Rudnay began what was to become a most heralded football careers right here in Bainbridge, Ohio. Jack was an excellent multi-sport athlete for the Bombers. Excelling at both football and wrestling, Jack was all-conference in both sports, a KIT wrestling champion and qualified for the state wrestling championships in 1965. He was an excellent student and was the first Kenston football player to be recruited by major college programs. Playing center, Jack had offers from many Ivy League teams but chose to attend Northwestern University in Evanston, Illinois. During his time as a Wildcat, he started 30 games and was named All-Big Ten in 1969. He was selected that year in the fourth round of the NFL draft by the Kansas City Chiefs. Jack had a 14-year career with the Chiefs winning Super Bowl IV, being named All-Pro four times, and was voted Captain of the Chiefs nine years in a row. He has also been voted into the Missouri Sports Hall of Fame as well as the Kansas City Chiefs Hall of Fame. In an interesting fact, always known as a tough player, Rudnay wrestled his way through the State tournament with two separated shoulders!



## **TYSON WALTER** Offensive/Defensive Tackle: 1992-1995

Tyson Walter graduated from Kenston in 1996 completing a storied football career. Walter played both ways for the Bombers earning all-conference in 1994 and 1995. Walter was a leader on the 1995 team that finished as State runner-up and named first team All-Ohio for his impressive play and intensity. Walter accepted a football scholarship from the Ohio State University. In 1999 Walter was named the starter at left tackle replacing the great Orlando Pace. After being granted an additional year of eligibility due to injury, Walter returned as a sixth-year senior to achieve a school record 49 straight starts for the Buckeyes and earn All-Big Ten honors. Walter was selected by the Dallas Cowboys in the sixth round of the 2002 NFL Draft. He was one of three Ohio State players selected by the Cowboys that year. Walter had a 6-year career in the NFL playing for the Cowboys, Texans, Redskins and Packers.

## **LT. COLONEL ANDY RULE** Running Back/Linebacker: 1993-1995

In the spring of 1996, Kenston High school graduated what was and what would will be one of its most compelling student athletes in Andy Rule. A two-sport letterman in football and baseball, the 95-football season would be the highlight of Rule's high school career. He excelled on both sides of the ball during



# LEGENDS AND GREATS

the 95-season earning 1st team All-CVC, Plain Dealer Rock and Roll Top 22, News Herald Co-Offensive Player of the Year, and a 1st Team All-Ohioan at linebacker. The magical 95 State Runner-up season had many special moments but the one that really stands out to Rule is the week nine 21-0 victory over defending State Champion Chardon. In the battle of the unbeaten, Rule rushed for 237 yards and scored two touchdowns to lead the Bombers to victory and locking up a spot in the OHSAA playoffs. Rule would continue to shine in the playoffs rushing for 419 yards and leading a defense that allowed only 21 points in the four-game run. Rule's leadership did not end there. He earned an appointment to the Air Force Academy in 1997 where he attended the Air Force Academy prep school and captained the prep football team for one year. Rule then developed into an integral part of the Academy's success from 1998 until his graduation in 2002. He helped Air Force win four straight Commander-in-Chief trophies, four straight bowl games, and was named Captain and the team's leading tackler in 2001. For his on the field accomplishments in 2001, Rule was named All-Mountain West Conference at linebacker. After football Rule has continued to excel with the leadership lessons he learned through football. During his post-graduation military time Rule has become one of the Air Forces top fighter pilots.



## Andy Rule's accomplishments include:

- USAFA initial flight training distinguished graduate 2002
- Undergraduate Pilot Training Columbus AFB 04-06 2003-2004, graduated #2/30
- Academic award winner UPT class 04-06, 100% academically T-37 training
- Military training award winner UPT class CAFB 04-06, #1/30
- USAF Water Survival Training 2004
- USAF Survival Evasion Resistance and Escape 2004
- United States Air Force F-15C Course 2004-2005, graduated with honors
- Kadena AB, Okinawa, Japan, Top wingman of the quarter (OTQ) x4, Basic Fighter Maneuvers Top Wingman 2006, Top Flight OTQ x2, Turkey Shoot Defensive Counter Air Top Flight Lead 2007, Top Instructor OTQ x1 2008, Operations Group Top Flight Lead of the Year 2010, Squadron Flight Lead of the Year 2010, Exceptionally Qualified on F-15C Mission Evaluation
- Holloman AFB, NM Top Wingman OTQ x2 2009, Topflight Commander OTQ x1, Topflight Lead x2 20010, Top Instructor x1 2010, Company Grade Officer OTQ x3, #3/20 Flight Leads, #1/11Instructors, #4/89 Instructors 2011
- Langley AFB, VA Fighter Wing Field Grade Officer OTQ, Operations Group FGO OTQ, 5x Squadron FGO OTQ, #3/11 instructors, #1/25 instructors, #2/40 instructors, #1/46 'Superior Performer' Red Flag, #2/32 instructors
- United States Air Force F-22A Course 2008 & 2017
- Air Force Squadron Officer School 2009

- Embry Riddle Master's Degree Aeronautical/Aviation Science Technology 2013
- United States Air Command and Staff College 2014
- #1/31 Field Grade Officers Al Udeid AB, Qatar, Combat Operations Division 2017
- 1997-2002 USAFA Colorado Springs, CO
- 2003-2004 Columbus AFB, MS undergraduate pilot training
- 2004-2005 Tyndall AFB, FL F-15C basic course
- 2005-2008 Kadena AB, Okinawa, Japan 44th Fighter Squadron
- 2008 Tyndall AFB, FL F-22A basic course
- 2008-2011 Holloman AFB, NM 7th & 8th Fighter Squadrons
- 2011-2014 Langley AFB, VA 27th Fighter Squadron
- 2014-2017 Tyndall AFB, FL 43rd Fighter Squadron
- 2016-2017 Al Udeid AB, Qatar Senior Offensive Duty Officer & Dynamic Targeting Cell Chief
- 2017-2019 Langley AFB, VA 71 Fighter Training Squadron
- 2019-Present Headquarters Air Combat Command Branch Chief Air to Air Weapons
- Currently enrolled United States Air-War College
- He is married to Nora Rule from Fairfax, VA who is also a United States Air Force Academy graduate. They have 2 sons, James(5) and William(3). The family has lived around the world.

# ALL-OHIO PLAYERS



## AP/OPSWA ALL-OHIO SELECTIONS

ALL IN



2021  
Cale Doyle  
1st Team  
Offensive Line



2021  
JP Germino  
2nd Team  
Wide Receiver




2021  
Ben DiMarco  
2nd Team  
Linebacker



2019  
Jack Porter  
1st Team (3-time)  
Running Back



2019  
Jon Tomcufcik  
1st Team (2-time)  
Quarterback



2019  
George Sell  
1st Team  
Offensive Line

# ALL-OHIO PLAYERS



2019  
Tim Matty  
2nd Team  
Defensive Line



2019  
Tyler Mintz  
2nd Team  
Receiver



2019  
Logan Vargo  
2nd Team  
Linebacker



2018  
Jack Porter  
1st Team (2-time)  
Running Back



2018  
Alex Robarge  
1st Team (2nd Team-2018)  
Offensive Line



2018  
Jon Tomcufcik  
1st Team  
Quarterback



2018  
Bransen Stanley  
2nd Team (2-time)  
Wide Receiver



2018  
Nick Franklin  
2nd Team  
Defensive Back



2017  
Jack Porter  
1st Team  
Running Back

ALL IN

# ALL-OHIO PLAYERS



2017  
Alex Robarge  
**2nd Team**  
Offensive Line



2017  
Bransen Stanley  
**2nd Team**  
Wide Receiver



2014  
Lovell Spruce  
**2nd Team**  
Defensive Line




2014  
Nick Lewis  
**2nd Team**  
Offensive Line



2013  
Sam Gambatese  
**1st Team**  
Linebacker




2012  
Sam Coverdale  
**1st Team**  
Offensive Line



2011  
Alex Kocheff  
**1st Team**  
Defensive Back



2009  
Pat Behm  
**2nd Team**  
Linebacker




2009  
Pat Porter  
**2nd Team**  
Running Back


ALL IN




# ALL-OHIO PLAYERS



2007  
Brett Tevepaugh  
1st Team  
Punter



2000  
Mike Moran  
2nd Team  
Linebacker



2000  
Bill Atkinson  
1st Team  
Offensive Line



1999  
Adriel Fraizer  
1st Team  
Linebacker



1998  
Ben Timmons  
2nd Team  
Offensive Line



1998  
Trenton Hillier  
1st Team  
Wide Receiver



1997  
Trenton Hillier  
2nd Team  
Punter



1995  
Mark Kautzman  
1st Team  
Defensive Line



1995  
John Wervey  
1st Team  
Linebacker

ALL IN

# ALL-OHIO PLAYERS



1995  
Andy Rule  
1st Team  
Linebacker



1995  
Tyson Walter  
1st Team  
Offensive Line



1993  
Todd Bush  
1st Team  
Linebacker




1992  
Tom Gabram  
2nd Team  
Defensive Back



1992  
Lloyd Kessler  
1st Team  
Linebacker



1988  
Tom Rodeno  
1st Team  
Defensive Line



1987  
Judah Herman  
1st Team  
Linebacker



1986  
Darryl Wodecki  
1st Team  
Defensive Line




1986  
Jon Dawson  
2nd Team  
Offensive Line

ALL IN

# ALL-OHIO PLAYERS



1982  
Leonard "Smiley" Phillips  
2nd Team  
Linebacker



1974  
Steve Yurko  
1st Team  
Offensive Line



1965  
Jack Rudnay  
1st Team  
Offensive Line

## 3RD TEAM ALL-OHIO

2021	Sean Patrick	RB
2020	JP Germino	WR**
2019	Tyler Kestranek	DB
2018	Matt Iklodi	LB
2014	Jeremy Wyers	WR
2012	Adam Grey	LB
2012	Darryl Richards	QB***
2010	Pat Porter	RB**
1976	Stuart Harris	DE
1986	Ken McClintock	RB***
1984	Rob Fogarty	LB
1973	Sidney Hunter	OL
1972	John Althans	LB
1970	Gene McCune	OL

## SPECIAL MENTION

2014	Zach Silbermann	LB
2014	Mike Kruger	OL
2014	James Thigpen	RB
2013	Chris Ross	DL
2013	Pedro Velasco	RB
2013	Carmen Gianguzzo	OL
2012	Andrew Soltay	DB
2011	Marko Palumbo	OL
2011	Darryl Richards	WR***
2010	Alex Kocheff	DB*
2007	John Behm	LB
2003	Anton Narinskiy	LB
2003	Mickey Palace	DL

2002	Bob Dubovec	TE
2001	Bob Dubovec	TE
2001	Andy Harsh	RB
2001	Joe Motley	LB
2001	Justin Rodhe	DL
1999	Joe Valvoda	OL
1998	Adriel Fraizer	LB
1998	Mike Phillips	QB
1997	Chris Boyd	OL
1996	Trenton Hillier	K/WR#
1996	Andy Kuhn	DL
1995	Michael Thompson	WR
1994	Andy Rule	RB*
1994	John Wervey	LB*
1994	Tyson Walter	OL*
1993	Josh Luoma	OL
1993	Bob Richards	DL
1992	Justin Herdman	OL
1992	Todd Bush	LB*
1992	Andrew Hankee	DL
1991	Tom Gabram	RB#*
1991	Andy Koballa	OL
1988	Judd Mintz	RB
1987	Ken McClintock	RB***
1984	Chris Lencewicz	QB
1983	Rick Brown	OL
1981	Greg Randall	DB
1979	Mike Stubbs	DL

## HONORABLE MENTION

2017	Kee-Shaun Merrill	ATH
1984	Jim Pemberton	OL
1983	Steve Tuckerman	WR
1983	Hank Newman	RB
1982	Ron Partilla	OL
1982	Jeff Weemhoff	DB
1977	Curlin Beck	RB
1977	Steve Tooker	DL
1975	Greg Phouts	WR
1972	Scott Pickford	QB
1952	Al Hrabak	RB

# recognized 1st team, 2nd team and special mention in different years

\*recognized 1st team and special mention in different years

#\*recognized 2nd team and special mention in different years

\*\*recognized 2nd team and 3rd team in different years

\*\*\*recognized 3rd team and special mention in different years

AP = Associated Press

OPSWA = Ohio Prep Sportswriters Association

ALL IN

# WHERE ARE THEY NOW

## ALL OHIO 1ST AND 2ND TEAM SELECTIONS TODAY...

**JP Germino #11** - 2021: Currently playing football at John Carroll University.

**Cale Doyle #72** - 2021: Currently playing football at Wake Forest University.

**Jack Porter #5** - Three Time 1st Team Selection, 2017/2018/2019:  
Currently playing rugby at San Diego University.

**Jon Tomcufcik #18** - Two Time 1st Team Selection, 2018/2019:  
Currently playing football at John Carroll University.

**George Sell #77** - 2019: Currently playing football at Wake Forest University.

**Tyler Mintz #2** - 2019: Currently playing football at John Carroll University.

**Tim Matty #47** - Working construction

**Logan Vargo #4** - Attending the Ohio State University

**Alex Robarge #73** - 2017/2018: Currently in his third year playing football at the University of Akron.

**Bransen Stanley #3** - 2017/2018: Currently starting WR at Gannon University.

**Nick Franklin #23** - 2018: Attending Ohio University.

**Lovell Spruce #7** - 2014: Aspiring Rap Musician, played 1 season at Alderson Broaddus University. Lives in Chagrin Falls.

**Nick Lewis #52** - 2014: Played 1 season at Ashland and then transferred to Kent State to focus on a career in Mechanical Engineering.

**Sam Gambatese #25** - 2013: Played 4 years at University of Mount Union.  
Works for Bold Software

**Sam Coverdale #75** - 2012: Played 4 Seasons with Northwestern University.  
Graduated in 2017 and now works for Merrill Lynch in Chicago, IL.

**Alex Kocheff #21** - 2011: Went on to letter 4 years for the Mount Union Raiders. Was a 2-time captain and D3football.com All-America First Team.  
Alex now works for Worthington Industries in Columbus, Ohio.

**Pat Behm #6** - 2009: Pat was a 4-year starter for Mercyhurst University after redshirting his freshmen year in 2010. Was a member of the 2011 Mercyhurst Men's Lacrosse team that won the NCAA Division II National Championship.  
Pat is currently a financial advisor for Merrill Lynch in Cleveland.

**Pat Porter #43** - 2009: played baseball for The Ohio State University and was a 4-year starter. Earned first team All-Big 10 in 2015. Drafted in the 15th round by the Houston Astros. Spent 3 years in their minor league system and now coach's baseball at Fordham University in NYC.

**Brett Tevepaugh #2** - 2007: Joined the Army after graduation and served for seven years. Currently works for McMaster-Carr in Aurora, OH.

**Mike Moran #48** - 2000: Kenston State Wrestling Champion 2001. Signed a scholarship to wrestle for Central Michigan from 2001-2005. Currently AVP with USAA bank located in San Antonio, Texas.

**Bill Atkinson #73** - 2000: Part of the 2001 John Carroll football team.  
Currently Territory Mgr. at Stryker Corp. selling medical devices.

**Adriel Fraizer #45** - 2000: Played 4 years for West Virginia State University.

**Ben Timmons #76** - 1998: Played 4 years for West Virginia University.  
Currently, Purchasing Manager at Pipeline Packaging in Twinsburg, OH.

**Trenton Hillier #9** - 1997/1998: Lettered all 4 years in both football and basketball at Georgetown University. (see Legends and Greats.)

**Mark Kautzman #75** - 1995: Started all 4 years for the Bowling Green Falcons, lettering as a true freshman in 1996. In 1997 was one of three Bombers (Bush, Gabram) to start for the Falcons against Ohio State.  
Mark currently is a financial advisor with Edward Jones in Solon.

**John Wervey #45** - 1995: Wrestled four years at Ohio University,  
Currently, Owner Precious Cargo Trailways in Newbury, OH

**Andy Rule #1** - 1995: Standout football career at US Airforce Academy,  
currently, Airforce pilot. (see Legends and Greats.)

**Tyson Walter #76** - 1995: Accepted a football scholarship from The Ohio State University and had a six-year NFL career. (see Legends and Greats.)

**Todd Bush #33** - 1993: Played for 4 years for the Bowling Green Falcons, lettering all 4 years. In 1997 was one of three Bombers (Kautzman, Gabram) to start for the Falcons against Ohio State. Todd is currently the President of Hostar International located in Newbury.

**Tom Gabram #1** - 1992: played 4 years for Bowling Green. In 1997 was one of three Bombers (Bush, Kautzman) to start for the Falcons against Ohio State.  
Currently is the Kenston High School Principal

**Lloyd Kessler #44** - 1992: Punted for Akron in 1995 averaging 37.5 yds per punt. Attended 2 years at Akron then attended 2 years at Liberty University earning a degree in Aeronautics/Aviation/Aerospace Science and Technology in 2014. Currently is a First Officer for Atlas Air and resides in Vicksburg, Michigan.

**Tom Rodeno #78** - 1988: Earned a Football scholarship to Northwestern where he was a 2-year letter winner. Was recently promoted to partner at Colliers International Commercial Real Estate in Chicago IL.

**Judah Herman #35** - 1987: Went on to be a two-year starter at Ohio State with 195 career tackles. Judah lives in Cincinnati working for CarMax.

**Darryl Wodecki #88** - 1986: Played 4 years at the University of Notre Dame including the 1988 National Championship Team. Currently is a partner with Price Waterhouse Coopers and lives in Charlotte, NC.

**Jon Dawson #51** - 1986: Played football at Wittenberg and currently lives in the Columbus area. Jon is a social studies teacher at New Albany HS.

**Leonard Phillips #27** - 1982: Played football for Terry Bowden at Salem International College in West Virginia. He currently lives in Chagrin Falls.

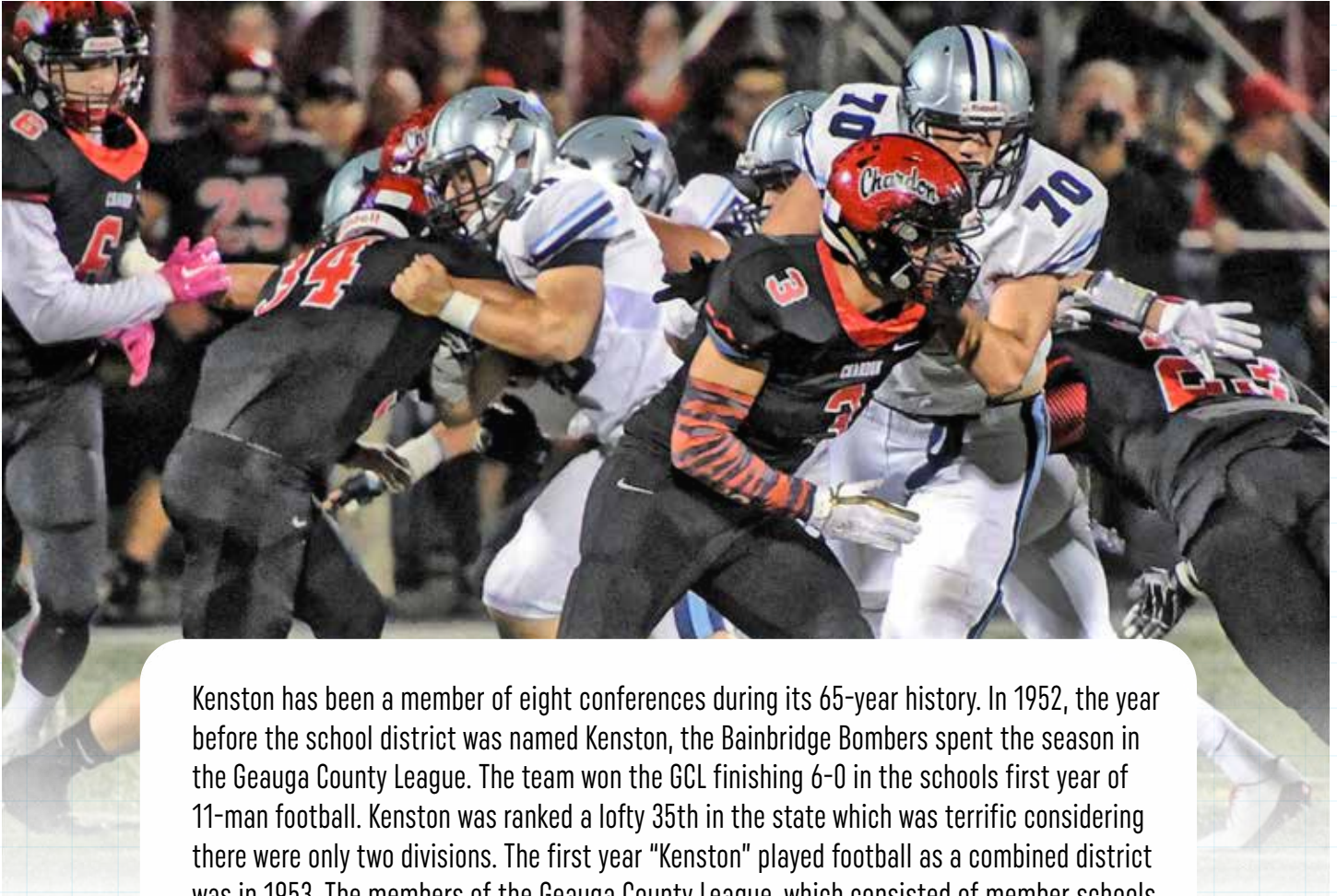
**Steve Yurko #74** - 1974: Went on to play one year at the University of Kentucky.

**Jack Rudnay** - 1965: Played four years at Northwestern University and was a 1969 fourth-round draft choice for the AFL's Kansas City Chiefs. (see Legends and Greats.)

★ Most consecutive years in the playoffs - 24 by Coldwater HS (1997-2020) ★



# CONFERENCE HISTORY



ALL IN

Kenston has been a member of eight conferences during its 65-year history. In 1952, the year before the school district was named Kenston, the Bainbridge Bombers spent the season in the Geauga County League. The team won the GCL finishing 6-0 in the schools first year of 11-man football. Kenston was ranked a lofty 35th in the state which was terrific considering there were only two divisions. The first year "Kenston" played football as a combined district was in 1953. The members of the Geauga County League, which consisted of member schools Kenston, Newbury, West Geauga, Thompson, Middlefield, and Burton. This conference lasted till 1960 which saw the Bombers join the Great Lakes League for the next four years. Schools participating in the GLL, which became the Great Lakes Conference after two years, were Kenston, Middlefield Cardinal, Kirtland, Burton, West Geauga and Newbury. In 1964, Kenston joined the newly formed Chagrin Valley Conference. Schools in the CVC at this time were Kenston, Solon, West Geauga, Orange, Twinsburg and Chagrin Falls. This familiar membership lasted until 1997 when Kenston joined the Western Reserve Conference, leaving behind its 33-year tie to the CVC. The new WRC membership included Solon, Ravenna, Hudson, Twinsburg, Nardonina, Mayfield, and Barberton. After eight years the Bombers were asked to reapply to the CVC and rekindle past rivalries so in 2005 the CVC got back together. Kenston joined Aurora, Perry, West Geauga, Wickliffe, Orange, Beachwood, and Chagrin Falls. In 2015, the Bombers were penalized once again for their success. The CVC reformed and excluded Kenston and Aurora. The Western Reserve Conference was also reorganizing and welcomed the Bombers back. The 2015 WRC consisted of eight schools including Kenston, Chardon, Willoughby South, Eastlake North, Madison, Painesville Riverside, Mayfield, and Brush. The WRC lasted six years but at the end of 2020-21 school year, Brush elected to leave the conference and but at the end of 2022-23 school year Madison will join the CVC leaving the WRC a six school conference

# CONFERENCE CHAMPIONSHIPS



1952 GEAUGA COUNTY LEAGUE CHAMPIONS

6-0

ALL IN



1960 GREAT LAKES LEAGUE CHAMPIONS

8-2



1969 CHAGRIN VALLEY CONFERENCE CHAMPIONS

8-2

# CONFERENCE CHAMPIONSHIPS



**1981 CHAGRIN VALLEY CONFERENCE CHAMPIONS**

**10-0**



**1984 CHAGRIN VALLEY CONFERENCE CHAMPIONS**

**8-2**



**1986 CHAGRIN VALLEY CONFERENCE CHAMPIONS**

**8-2**

**ALL IN**

# CONFERENCE CHAMPIONSHIPS



**1988 CHAGRIN VALLEY CONFERENCE CHAMPIONS**

**7-3**

**ALL IN**



**1992 CHAGRIN VALLEY CONFERENCE CHAMPIONS**

**9-1**



**1995 CHAGRIN VALLEY CONFERENCE CHAMPIONS**

**9-1**





# CONFERENCE CHAMPIONSHIPS



**1997 WESTERN RESERVE CONFERENCE CHAMPIONS**

**7-3**



**2010 CHAGRIN VALLEY CONFERENCE CHAMPIONS**

**8-2**

**ALL IN**

★ OHSAA Division 3 state final record for most receiving yards 188 Joe Jurevicius, Lake Catholic HS 1991 ★

# CONFERENCE CHAMPIONSHIPS



**2014 CHAGRIN VALLEY CONFERENCE CHAMPIONS**

**8-2**

**ALL IN**



**2018 WESTERN RESERVE CONFERENCE CHAMPIONS**

**9-1**

★ OHSAA Division 3 state final record for most receiving TD 2 Bransen Stanley, Kenston HS 2018 ★

# OHSAA PLAYOFF TOURNAMENT HISTORY



ALL IN

★ The first high school football game in Ohio, in fact, the first high school game in the Midwest, was played between the oldest public high school in the state, Cleveland's Central High School, and the newest high school, Cleveland's University School, which had been open for barely six weeks. The game was played on October 25, 1890, and was won by University School by a score of 20-0

★ The playoff era that **began with the 1972 season**. The playoffs began when the board of the OHSAA voted to establish a football playoff system to determine the state champions. Using the poll classification, all high schools were divided into the three classes of AAA, AA, and A, based on their enrollment, with each Class subdivided into four regions. An early computerized system developed by Jack Harbin assigned point values to each school in an attempt to mathematically determine a team's strength and that of its opponents. At the end of the regular season, the team with the highest point total in each region qualified for the playoffs. In those earliest days of the playoffs, therefore, only 12 teams from the entire state qualified for post-season play - three classes of four regions each - with only one school from each region able to qualify. This system remained unchanged from 1972-1979.

★ In 1980 the categories of the schools were renamed from "Class" to "Division," and were increased in number from three to five, with Division I representing the biggest schools, down to Division V for the smallest. Each division was still broken down into four regions, but now the top two schools in each region qualified for the playoffs, for a grand total of 40 schools now eligible for the post-season.

★ In 1985 a further expansion of eligible schools took place when it was decided that the top four schools in each region would make the playoffs, doubling the number of qualifying schools to 80.

★ In 1994 a sixth division was created, adding 16 more schools to the state football tournament.

★ In 1999 a further expansion of eligible schools took place when it was decided that the top eight schools in each region would make the playoffs, doubling the number of qualifying schools to 192.

★ In 2013 a seventh division was added making 224 of the 715 teams eligible for the playoff.

★ In 2021 OHSAA will increase the number of teams that qualify for playoffs in each region from 8 to 16. The regular season will still be 10 games. Teams will then be seeded 1-16 according to their Harbin Ratings. The higher seeded team will host the first and second round games and OHSAA will select a neutral site starting with the regional semi-final. The increase will expand the number of teams from 224 to 448 of the 715 teams eligible for the playoff.

# OHSAA PLAYOFF HISTORY

ALL IN



# OHSAA PLAYOFF HISTORY

## 1981 SEASON Regional Final

Division 3 Region 9  
 November 13, 1981  
 At Kent Roosevelt Stadium  
 Attendance: 5000  
 Round: Regional Final  
 Records: Kenston 10-0  
 St. Vincent St. Mary's 9-1  
 Head Coach: Zinn Gorby

SCORING	1	2	3	4	F
#2 Kenston	0	0	0	0	0
#1 SVSM	7	16	0	0	23

### SCORING SUMMARY:

#### FIRST QUARTER

7:26 STV Wallace 2-yard run (Groza kick)

#### SECOND QUARTER

7:26 STV Wallace 12-yard run (Groza kick)  
 2:39 STV Safety (Randall Tackled in end zone)  
 0:26 STV Wallace 24-yard run (Groza kick)

#### THIRD QUARTER

#### FORTH QUARTER

TEAM STATISTICS:	KEN	SVSM
First Downs	7	16
Total Yards	99	260
Rushing Yards	62	217
Passing Yards	37	43

### KENSTON STATISTICS:

<b>Passing:</b>	Randall	3-10-37-0-0
	Batchelder	0-3-0-0-1
<b>Rushing:</b>	Besesi	18-25-0
	Walker	10-28-0
<b>Receiving:</b>	Hall	2-29-0
	Jones	1-8-0

## 1986 SEASON Regional Semi-Final

Division 3 Region 9  
 November 8, 1986  
 At Parma Byers Field  
 Attendance: 6000  
 Round: Regional Semi-Final  
 Records: Kenston 8-2  
 Garfield Heights Trinity 10-0  
 Head Coach: Paul Koballa

SCORING	1	2	3	4	F
#3 Kenston	0	14	7	3	24
#1 Trinity	0	0	14	7	21

### SCORING SUMMARY:

#### FIRST QUARTER

#### SECOND QUARTER

10:39 KEN McClintock 9-yard run (Wodecki kick)  
 4:25 KEN Gurd 9-yard run (Wodecki kick)

#### THIRD QUARTER

9:43 TRI Schumacher 10-yard pass from Chesser (Perrine kick)  
 8:58 KEN Gurd 64-yard run (Wodecki kick)  
 2:30 TRI Schumacher 3-yard pass from Chesser


#### FORTH QUARTER

10:09 TRI Svoboda 13-yard pass from Chesser (Perrine kick)  
 1:25 KEN Wodecki 30-yard field goal

TEAM STATISTICS:	KEN	GHT
First Downs	22	21
Total Yards	388	376
Rushing Yards	310	79
Passing Yards	78	297

### KENSTON STATISTICS:

<b>Passing:</b>	Dinallo	4-8-78-0-0
<b>Rushing:</b>	McClintock	26-141-1
	Gurd	22-154-2
	Dinallo	7-6-0
	Rhea	3-9-0
<b>Receiving:</b>	Wodecki	2-19-0
	Rhea	1-43-0
	Vaughn	1-16-0



1981 BOMBERS

ALL IN

# OHSAA PLAYOFF HISTORY

## 1986 SEASON Regional Final

Division 3 Region 9  
 November 15, 1986  
 At Warren Mollenkopf Stadium  
 Attendance: 3890  
 Round: Regional Final  
 Records: Kenston 9-2  
 Campbell Memorial 10-1  
 Head Coach: Paul Koballa

SCORING	1	2	3	4	F
#3 Kenston	14	0	0	7	21
#4 Memorial	0	0	0	7	7

### SCORING SUMMARY:

#### FIRST QUARTER

10:39 KEN Gurd 3-yard run (Wodecki kick)  
 0:31 KEN Dinello 9-yard run (Wodecki kick)

#### SECOND QUARTER

#### THIRD QUARTER

#### FORTH QUARTER

7:48 KEN Gurd 11-yard run (Wodecki kick)  
 4:28 MEM Wicks 40-yard punt return

### TEAM STATISTICS: KEN CM

First Downs	17	6
Total Yards	256	96
Rushing Yards	166	75
Passing Yards	90	21

### KENSTON STATISTICS:

**Passing:** Dinallo 3-4-90-0-00

**Rushing:** McClintock 21-84-0

Gurd 13-52-2

Dinallo 5-9-1

Rhea 4-21-0

**Receiving:** Wodecki 1-35-0

Rhea 1-15-0

McClintock 1-40-0

## 1986 SEASON State Semi-Final

Division 3 Region 9  
 November 22, 1986  
 At Akron Rubber Bowl  
 Attendance: 5219  
 Round: State Semi-Final  
 Records: Kenston 10-2  
 St. Clairsville 11-1  
 Head Coach: Paul Koballa

SCORING	1	2	3	4	F
AP #UR Kenston	3	7	6	6	22
AP #10 St. Clairsville	0	21	0	0	21

### SCORING SUMMARY:

#### FIRST QUARTER

2:30 KEN Wodecki 27-yard field goal

#### SECOND QUARTER

11:28 STC Spencer 38-yard run (Prittenger kick)

7:07 STC Spencer 13-yard run (Prittenger kick)

4:20 KEN McClintock 1-yard run (Wodecki kick)

1:20 STC Vincent 7-yard run (Prittenger kick)

#### THIRD QUARTER

3:11 KEN McClintock 1-yard run (pass failed)

#### FORTH QUARTER

0:39 KEN Dinello 1-yard run (pass failed)

### TEAM STATISTICS: KEN STC

First Downs 18 16

Total Yards 292 241

Rushing Yards 138 199

Passing Yards 154 42

### KENSTON STATISTICS:

**Passing:** Dinallo 9-12-154-0-1

**Rushing:** McClintock 25-77-2

Gurd 5-31-0

Rhea 5-31-0

Dinallo 3-0-1

**Receiving:** Wodecki 4-67-0

McClintock 3-0-0

Rhea 2-87-0

ALL IN



1986 JUDAH HERMAN BOTTLES UP CARLOS SNOW



# OHSAA PLAYOFF HISTORY

## 1986 SEASON State Final

Division 3 Region 9  
November 29, 1986  
At Ohio Stadium  
Attendance: 8203  
Round: State Final  
Records: Kenston 11-2

### Cincinnati Academy of Physical Education 12-1

Head Coach: Paul Koballa

SCORING	1	2	3	4	F
AP #UR Kenston	0	0	0	6	6
AP #2 CAPE	0	7	0	0	7

### SCORING SUMMARY:

#### FIRST QUARTER

#### SECOND QUARTER

11:28 CAPE Clark 5-yard pass from Lee  
(McFadden kick)

#### THIRD QUARTER

#### FORTH QUARTER

0:39 KEN Dinello 4-yard run (kick blocked)

### TEAM STATISTICS: KEN CAPE

First Downs	5	10
Total Yards	152	149
Rushing Yards	71	111
Passing Yards	81	38

### KENSTON STATISTICS:

**Passing:** Dinallo 5-15-81-0-4

**Rushing:** McClintock 13-25-0  
Gurd 7-22-0  
Dinallo 5-7-1  
Rhea 2-9-0

**Receiving:** McClintock 2-38-0  
Wodecki 1-2-0  
Rhea 1-13-0  
Vaughn 1-28-0



1986 RICK ROSSI STOPS  
VINNIE CLARK

## 1995 SEASON Regional Semi-Final

Division 3 Region 9  
November 10, 1995  
At Solon Stewart Field  
Attendance: 5289  
Round: Regional Semi-Final  
Records: Kenston 9-1

Revere 7-3

Head Coach: Mike Knepp

SCORING	1	2	3	4	F
#1 Kenston	6	6	6	0	18
#4 Revere	0	0	0	0	0

### SCORING SUMMARY:

#### FIRST QUARTER

3:11 KEN Rule 1-yard run (kick failed)

#### SECOND QUARTER

3:27 KEN Rule 1-yard run (run failed)

#### THIRD QUARTER

6:41 KEN Rule 2-yard pass from Lieberth  
(kick failed)

#### FORTH QUARTER

### TEAM STATISTICS: KEN REV

First Downs	18	5
Total Yards	290	140
Rushing Yards	234	123
Passing Yards	56	17

### KENSTON STATISTICS:

**Passing:** Lieberth 3-7-59-1-1

**Rushing:** Rule 23-141-2  
Wervey 7-48-0  
Lieberth 4-21-0

**Receiving:** Rule 2-44-1  
Noble 1-12-0



1995 ANDY RULE "PLOWS" IN FOR  
THE SCORE

# OHSAA PLAYOFF HISTORY

## 1995 SEASON Regional Final

Division 3 Region 9  
 November 17, 1995  
 At Baldwin Wallace Finnie Stadium  
 Attendance: 4219  
 Round: Regional Final  
 Records: Kenston 10-1  
 Avon Lake 11-1  
 Head Coach: Mike Knepp

SCORING	1	2	3	4	F
#1 Kenston	0	14	0	0	14
#2 Avon Lake	0	0	0	0	0

### SCORING SUMMARY:

#### FIRST QUARTER

#### SECOND QUARTER

10:28 KEN Rule 2-yard run (Noble kick)  
 1:07 KEN Lieberth 1-yard run (Noble kick)

#### THIRD QUARTER

#### FORTH QUARTER

### TEAM STATISTICS:

	KEN	AVO
First Downs	11	8
Total Yards	173	128
Rushing Yards	133	86
Passing Yards	40	42

### KENSTON STATISTICS:

<b>Passing:</b>	Lieberth	4-10-40-0-0
<b>Rushing:</b>	Rule	30-128-1
	Wervery	8-14-0
	Lieberth	6-16-1
<b>Receiving:</b>	Rule	2-11-0
	Noble	1-26-0
	Wervery	1-3-0



RULE FOR THE GAIN



BLOWING AVON LAKE OFF THE BALL

## 1995 SEASON State Semi-Final

Division 3 Region 9  
 November 24, 1995  
 At Akron Rubber Bowl  
 Attendance: 6359  
 Round: State Semi-Final  
 Records: Kenston 11-2  
 Poland Seminary 12-1  
 Head Coach: Mike Knepp

SCORING	1	2	3	4	F
#1 Kenston	0	13	7	0	20
#1 Poland	0	6	0	12	18

### SCORING SUMMARY:

#### FIRST QUARTER

#### SECOND QUARTER

11:28 KEN Rule 38-yard interception return (Noble kick)  
 5:28 POL Detweiler 54-yard interception return (kick failed)  
 2:07 KEN Noble 24-yard pass from Lieberth (kick failed)

#### THIRD QUARTER

3:11 KEN Rule 1-yard run (Noble kick)

#### FORTH QUARTER

8:39 POL Detweiler 9-yard pass from Morall (kick failed)  
 2:39 POL Detweiler 13-yard pass from Morall (run failed)



MIKE THOMPSON ON THE CATCH





# OHSAA PLAYOFF HISTORY

## TEAM STATISTICS:

	KEN	POL
First Downs	17	8
Total Yards	227	169
Rushing Yards	149	18
Passing Yards	71	151

## KENSTON STATISTICS:

<b>Passing:</b>	Lieberth	5-11-80-0-2
<b>Rushing:</b>	Rule	29-102-1
	Wervery	15-79-0
	Lieberth	4-12-0
	Thompson	1-11-0
<b>Receiving:</b>	Rule	2-16-0
	Noble	1-32-0
	Wervery	1-3-0



1995 RULE STOPS POLAND RUSHER

## 1995 SEASON - State Final

Division 3 Region 9  
 December 1, 1995  
 At Massillon Paul Brown Tiger Stadium  
 Attendance: 8779  
 Round: State Final  
 Records: Kenston 12-1  
 Clyde 12-1  
 Head Coach: Mike Knepp

SCORING	1	2	3	4	F
AP #11 Kenston	0	0	0	0	0
AP #4 Clyde	3	0	0	0	0

## SCORING SUMMARY:

### FIRST QUARTER

10:01 CLY Chagnon 32-yard field goal

### SECOND QUARTER

### THIRD QUARTER

### FORTH QUARTER

## TEAM STATISTICS:

	KEN	CLY
First Downs	6	6
Total Yards	96	102
Rushing Yards	80	84
Passing Yards	16	18

## KENSTON STATISTICS:

<b>Passing:</b>	Lieberth	2-9-16-0-2
<b>Rushing:</b>	Rule	18-48-0
	Wervery	9-17-0
	Lieberth	5-14-0
<b>Receiving:</b>	Noble	1-11-0
	Wervery	1-5-0



1995 JOHN WERVERY PUSHES FORWARD

## 1997 SEASON Regional Semi-Final

Division 3 Region 9  
 November 7, 1997  
 At Euclid Panther Stadium  
 Attendance: 8779  
 Round: Regional Semi-Final  
 Records: Kenston 7-3  
 Lake Catholic 9-1  
 Head Coach: Mike Knepp

SCORING	1	2	3	4	F
#4 Kenston	0	0	0	6	6
#1 Lake Catholic	7	7	14	0	28

## SCORING SUMMARY:

### FIRST QUARTER

2:06 LC Parker 15-yard run (Ovsenik kick)

### SECOND QUARTER

2:06 LC Parker 15-yard run (Ovsenik kick)

### THIRD QUARTER

2:06 LC Parker 41-yard run (Ovsenik kick)

2:06 LC Parker 7-yard run (Ovsenik kick)

### FORTH QUARTER

2:06 KEN Reardon 8-yard run (kick failed)

## TEAM STATISTICS:

	KEN	LC
First Downs	17	8
Total Yards	227	169
Rushing Yards	149	18
Passing Yards	71	151

## KENSTON STATISTICS:

<b>Passing:</b>	Shellito	8-17-60-0-0
<b>Rushing:</b>	Reardon	12-46-1
	Murton	10-27-0
<b>Receiving:</b>	Kostelnik	3-27-0
	Phillips	3-22-0
	Hillier	2-11-0

# OHSAA PLAYOFF HISTORY

## 2000 SEASON Regional Quarter Final

Division 3 Region 9  
 November 4, 2000  
 At Hubbard Stadium  
 Attendance: 2200  
 Round: Regional Quarter-Final  
 Records: Kenston 5-5  
 Hubbard 8-2  
 Head Coach: Mike Knepp

SCORING	1	2	3	4	F
#8 Kenston	0	0	0	7	7
#1 Hubbard	0	7	0	3	10

### SCORING SUMMARY:

#### FIRST QUARTER

#### SECOND QUARTER

4:20 HUB Smith 15-yard run (Desantis kick)

#### THIRD QUARTER

#### FORTH QUARTER

11:19 KEN Harsh 7-yard run (Bubovec kick)

3:04 HUB Desantis 23-yard field goal

### TEAM STATISTICS: KEN HUB

First Downs	15	17
Total Yards	192	218
Rushing Yards	141	151
Passing Yards	51	67

### KENSTON STATISTICS:

**Passing:** Phillips 5-13-51-0-0

**Rushing:** Harsh 24-137-1

Moran 3-4-0

Phillips 2-0-0

Martin 1- -3-0

**Receiving:** Palace 2-34-0

Moran 2-16-0

Motley 1-1-0

## 2010 SEASON Regional Quarter Final

Division 2 Region 5  
 November 5, 2010  
 At Mentor Osborne Stadium  
 Attendance: 4471  
 Round: Regional Quarter-Final  
 Records: Kenston 7-3  
 Lake Catholic 9-1  
 Head Coach: Roger Vasey

SCORING	1	2	3	4	F
#7 Kenston	0	0	0	0	0
#2 Lake Catholic	14	7	7	14	42

### SCORING SUMMARY:

#### FIRST QUARTER

5:20 LC Sanders 6-yard run (Ivkovic kick)

2:36 LC Sanders 1-yard run (Ivkovic kick)

#### SECOND QUARTER

2:20 LC Sanders 1-yard run (Ivkovic kick)

#### THIRD QUARTER

8:23 LC Sanders 1-yard run (Ivkovic kick)

#### FORTH QUARTER

10:01 LC Michals 18-yard run (Ivkovic kick)

3:15 LC Michals 2-yard run (Ivkovic kick)

### TEAM STATISTICS: KEN LC

First Downs 6 20

Total Yards 136 418

Rushing Yards 84 321

Passing Yards 52 97

### KENSTON STATISTICS:

**Passing:** Zachem 3-11-52-0-4

**Rushing:** Johnson 14-54-0

Porter 12-16-0

Zachem 6-11-0

Braun 1-3-0

**Receiving:** Porter 3-52-0



2010 PERCEY JOHNSON,  
 PAT PORTER AND JOE CIRESI  
 ON THE STOP



2010 AUSTIN ZACHEM  
 LEADS THE OFFENSE



# OHSAA PLAYOFF HISTORY

## 2012 SEASON **Regional Quarter Final**

Division 2 Region 5  
 November 2, 2012  
 At Tallmadge Stadium  
 Attendance: 3981  
 Round: Regional Quarter-Final  
 Records: Kenston 6-4  
 Tallmadge 8-2  
 Head Coach: Jeff Grubich

SCORING	1	2	3	4	F
#8 Kenston	0	12	7	7	26
#1 Tallmadge	0	10	6	7	23

### SCORING SUMMARY:

#### FIRST QUARTER

#### SECOND QUARTER

10:30 TAL Edwards 27-yard field goal  
 10:13 KEN Richards 74-yard run (kick failed)  
 5:35 TAL Clark 32-yard run (Edwards kick)  
 2:52 KEN Richards 61-yard pass to Tomcufcik (run failed)

#### THIRD QUARTER

10:40 KEN Richards 10-yard run (Kestranek kick)  
 10:30 TAL Gotto 65-yard pass to Cleary (pass failed)

#### FORTH QUARTER

8:44 KEN Richards 16-yard run (Kestranek kick)  
 3:15 TAL Gotto 9-yard pass to Cook (Edwards kick)

TEAM STATISTICS:	KEN	TAL
First Downs	12	26
Total Yards	377	620
Rushing Yards	301	258
Passing Yards	76	362



**RICHARDS TO JOE TOMCUFCIK**

### KENSTON STATISTICS:

<b>Passing:</b>	Richards	3-12-76-1-1
<b>Rushing:</b>	Richards	24-218-3
	Lombardy	20-42-0
	Silbermann	3-18-0
	Wyers	3-16-0
	Tomcufcik	2-7-0
<b>Receiving:</b>	Tomcufcik	1-61-1
	Abbarno	1-9-0
	Quigley	1-6-0



**2012 DARRYL RICHARDS BREAKS A BIG RUN**

## 2012 SEASON **Regional Semi-Final**

Division 2 Region 5  
 November 2, 2012  
 At Mentor Osborne Stadium  
 Attendance: 6823  
 Round: Regional Semi-Final  
 Records: Kenston 6-4  
 Chardon 8-2  
 Head Coach: Jeff Grubich

SCORING	1	2	3	4	F
#8 Kenston	0	7	8	0	15
#4 Chardon	0	17	14	7	38

### SCORING SUMMARY:

#### FIRST QUARTER

#### SECOND QUARTER

11:01 CHA Bolden 2-yard run (Bukovec Kick)  
 8:41 KEN Richards 12-yard run (Kestranek kick)  
 2:52 CHA Benenati 31-yard pass to Grey (Bukovec Kick)  
 0:00 CHA Bukovec 27-yard field goal

#### THIRD QUARTER

6:38 CHA Bolden 5-yard run (Bukovec Kick)  
 5:43 KEN Richards 73-yard pass to Brezovec (Lombardy run)

3:21 CHA Bukovec 18-yard field goal

#### FORTH QUARTER

7:05 CHA Benenati 10-yard run (Bukovec kick)

ALL IN

# OHSAA PLAYOFF HISTORY



**2012 RICHARDS LOOKS FOR JACK QUIGLEY**

TEAM STATISTICS:	KEN	CHA
First Downs	15	23
Total Yards	231	385
Rushing Yards	174	354
Passing Yards	118	31

**KENSTON STATISTICS:**

<b>Passing:</b>	Richards	10-18-118-1-1
<b>Rushing:</b>	Richards	19-151-1
	Wyers	6-10-0
	Lombardy	5-9-0
<b>Receiving:</b>	Brezovec	3-86-1
	Quigley	3-14-0
	Tomcufcik	2-14-0
	Abbarno	1-4-0



**2012 JOE TOMCUFCIK FOLLOWS ANDREW SOLTAY**

## 2013 SEASON Regional Quarter Final

Division 2 Region 5

November 8, 2013

At Green Street Stadium

Attendance: 6823

Round: Regional Quarter-Final

Records: Kenston 7-3

St. Vincent St. Mary's 10-0

Head Coach: Jeff Grubich

SCORING	1	2	3	4	F
<b>#8 Kenston</b>	0	0	0	7	7
<b>#1 SVSM</b>	14	28	10	0	52

**SCORING SUMMARY:**

**FIRST QUARTER**

- 6:00 SVSM Campbell 18-yard run (Dembowski kick)
- 3:01 SVSM Campbell 28-yard pass from Bushner (Dembowski kick)

**SECOND QUARTER**

- 6:08 SVSM Lockett 7-yard run (Dembowski Kick)
- 5:20 SVSM Bischof 98-yard interception return (Dembowski kick)
- 2:35 SVSM Campbell 20-yard run (Dembowski kick)
- 2:01 SVSM Booker 58-yard interception return (Dembowski kick)

**THIRD QUARTER**

- 6:00 SVSM Campbell 32-yard run (Dembowski kick)
- 3:59 SVSM Dembowski 22-yard field goal

**FORTH QUARTER**

- 9:05 KEN Velasco 33-yard run (Deuley kick)



**SAM GAMBATESE AND JOSH HUMMER CHASE DOWN PARIS CAMPBELL**



**2013 PARKER GADULA LOOKS OVER THE DEFENSE**

**ALL IN**

# OHSAA PLAYOFF HISTORY

## TEAM STATISTICS: KEN SYSM

First Downs	12	21
Total Yards	172	323
Rushing Yards	92	240
Passing Yards	80	83

## KENSTON STATISTICS:

<b>Passing:</b>	Gdula	13-28-73-0-4
	Deuley	1-1-7-0-0
<b>Rushing:</b>	Velasco	19-87-1
	Silbermann	5-7-0
	Gdula	4- -2-0
	Weninger	1-0-0
<b>Receiving:</b>	Weninger	5-16-0
	Bindernagel	4-43-0
	Silbermann	3-10-0
	Barbarotta	2-11-0



**2014 JEREMY WYERS GETS A BLOCK BY JAKE SILBERMANN**

## 2014 SEASON Regional Quarter Final

Division 3 Region 7  
 November 7, 2014  
 At Aurora Memorial Stadium  
 Attendance: 4870  
 Round: Regional Quarter-Final  
 Records: Kenston 7-3  
 Aurora 10-0  
 Head Coach: Jeff Grubich

SCORING	1	2	3	4	F
#5 Kenston	14	7	0	3	24
#4 Aurora	0	7	21	14	42

## SCORING SUMMARY:

### FIRST QUARTER

7:15 KEN Gdula 16-yard run (Deuley kick)  
 2:10 KEN Gdula 27-yard pass to Silbermann (Deuley kick)

### SECOND QUARTER

7:37 AUR Smierciak 32-yard pass to Dinardo (Melchiori kick)  
 6:51 KEN Thigpen 5-yard run (Deuley kick)

### THIRD QUARTER

9:14 AUR Piuanno 2-yard run (Melchiori kick)  
 3:59 AUR Nelson 20-yard run (Melchiori kick)  
 2:46 AUR Smierciak 4-yard run (Melchiori kick)

### FORTH QUARTER

11:58 KEN Deuley 27-yard field goal  
 9:28 AUR Piuanno 18-yard run (Melchiori kick)  
 3:00 AUR Settecase 6-yard run (Melchiori kick)

## TEAM STATISTICS: KEN AUR

First Downs	18	16
Total Yards	363	348
Rushing Yards	148	297
Passing Yards	215	51

## KENSTON STATISTICS:

<b>Passing:</b>	Gdula	17-36-215-1-0
	Rushing:	Gdula 15-72-1
<b>Receiving:</b>	Thigpen	13-56-1
	Silbermann	6-18-0
	Wyers	2-2-0
	Wyers	7-91-0
	Silbermann	5-65-1
	Thigpen	2-23-0
	Weemhoff	2-23-0
Hummer	1-13-0	

ALL IN



**2014 GRUBICH PROWL THE SIDELINE**

★ OHSAA Division 3 state final record for most rushing yards 287 Bryan Thomas, Elyria Catholic HS 1976 ★

# OHSAA PLAYOFF HISTORY

## 2018 SEASON Regional Quarter Final

Division 3 Region 9  
 November 2, 2018 at Bomber Stadium  
 Attendance: 4870  
 Round: Regional Quarter-Final  
 Records: Kenston 9-1  
           West Holmes 7-3  
 Head Coach: Jeff Grubich

SCORING	1	2	3	4	F
<b>#2 Kenston</b>	<b>13</b>	<b>14</b>	<b>7</b>	<b>14</b>	<b>48</b>
<b>#7 W. Holmes</b>	<b>6</b>	<b>13</b>	<b>7</b>	<b>8</b>	<b>34</b>

### SCORING SUMMARY:

#### FIRST QUARTER

8:42 KEN Tomcufcik 31-yard pass to Middleton (Sanders kick)  
 7:08 KEN Porter 5-yard run (kick failed)  
 2:22 WH Sheldon 2-yard run (kick failed)

#### SECOND QUARTER

10:56 WH Jones 10-yard run (Ginsburg kick)  
 6:40 KEN Tomcufcik 21-yard pass to Mintz (Sanders kick)  
 6:16 WH Cline 3-yard pass to Hay (kick failed)  
 0:29 KEN Tomcufcik 14-yard run (Sanders kick)

#### THIRD QUARTER

7:19 KEN Tomcufcik 14-yard run (Sanders kick)  
 6:19 WH Sheldon 10-yard run (Ginsburg kick)

#### FOURTH QUARTER

11:24 WH Cline 9-yard pass to Jones (2pt conv. Cline pass to Jones)  
 2:59 KEN Porter 14-yard run (Sanders kick)  
 1:26 KEN Porter 38-yard run (Sanders kick)

#### TEAM STATISTICS:

	KEN	WH
First Downs	20	14
Rushing Yards	287	62
Passing Yards	206	253
Total Yards	493	315
COMP-ATT-YD-TD-INT	12-18-206-2-2	18-35-253-2-3
Fumbles Lost	1-1	3-1
Penalties	9-95	4-25
Total Offensive Plays	66	56
Running Plays	48	21
Passing Plays	18	35

#### INDIVIDUAL STATISTICS:

RUSHING	ATT	YDS	LG	TD
Porter	36	208	41	3
Tomcufcik	8	61	19	2
Mintz	2	8	5	0
Stanley	1	7	7	0
Middleton	1	3	3	0

RECEIVING	REC	YDS	LG	TD
Mintz	8	98	22	1
Middleton	2	84	53	1
Stanley	3	45	21	0



**PORTER IN FOR THE SCORE**



**IKLODI EFFORT PLAY FOR THE BLOCK**



**TALLEY WITH THE HUGE INTERCEPTION**



**MINTZ WITH THE CIRCUS CATCH**

**ALL IN**

# OHSAA PLAYOFF HISTORY

## 2018 SEASON Regional Semi-Final

Division 3 Region 9

Nov. 9, 2018 at Bedford Bearcat Stadium

Attendance: 5130

Round: Regional Semi-Final

Records: Kenston 10-1

Medina Buckeye 10-1

Head Coach: Jeff Grubich

SCORING	1	2	3	4	F
#2 Kenston	7	19	7	7	40
#3 Buckeye	7	0	0	14	21

### SCORING SUMMARY:

#### FIRST QUARTER

11:23 KEN Porter 8-yard run (Sanders kick)

6:02 BUC Doerge 3-yard run (Gunkelman kick)

#### SECOND QUARTER

11:03 KEN Tomcufcik 4-yard pass to Mintz (Sanders kick)

8:00 KEN Tomcufcik 53-yard pass to Middleton (Sanders kick)

0:49 KEN Tomcufcik 5-yard pass to Porter (pass failed)

#### THIRD QUARTER

5:26 KEN Tomcufcik 3-yard run (Sanders kick)

#### FOURTH QUARTER

10:15 KEN Mintz 33-yard run (Sanders kick)

4:05 BUC Monaco 2-yard run (Gunkelman kick)

1:13 BUC Monaco 5-yard run (Gunkelman kick)

### TEAM STATISTICS:

	KEN	BUC
First Downs	16	16
Rushing Yards	195	221
Passing Yards	197	83
Total Yards	392	304
COMP-ATT-YD-TD-INT	11-16-197-3-0	5-11-83-0-2
Fumbles-Lost	1-0	1-0
Penalties	4-45	8-50
Total Offensive Plays	52	56
Running Plays	36	44
Passing Plays	16	12

### INDIVIDUAL STATISTICS:

RUSHING	ATT	YDS	LG	TD
Porter	25	130	33	1
Mintz	3	37	33	1
Stanley	2	22	15	0
Middleton	2	5	3	0
Tomcufcik	3	1	3	0

RECEIVING	REC	YDS	LG	TD
Middleton	4	137	55	1
Porter	2	30	25	1
Stanley	2	22	17	0
Mintz	3	8	4	1



PORTER BREAKES FREE



DEFENSE CELEBRATES A BIG PLAY



MIDDLETON 55-YD RECEPTION



ENGELHART BLOCKS PUNT

ALL IN

# OHSAA PLAYOFF HISTORY

## 2018 SEASON Regional Final

Division 3 Region 9  
 Nov. 16, 2018 at Warren Mollenkopf Stadium  
 Attendance: 5630  
 Round: Regional Semi-Final  
 Records: Kenston 11-1  
           Medina Buckeye 11-1  
 Head Coach: Jeff Grubich

SCORING	1	2	3	4	F
#2 Kenston	7	3	7	16	33
#1 Canfield	0	0	7	0	7

### SCORING SUMMARY:

#### FIRST QUARTER

7:55 KEN Porter 1-yard run (Sanders kick)

#### SECOND QUARTER

1:56 KEN Sanders 25-yard field goal

#### THIRD QUARTER

5:24 KEN Porter 3-yard run (Torres kick)

0:32 CAN Clinkscale 1-yard run (Kristian kick)

#### FOURTH QUARTER

7:32 KEN Tomcufcik 28-yard pass to Stanley (kick failed)

5:56 KEN Porter 7-yard run (Sanders kick)

1:57 KEN Sanders 28-yard field goal

### TEAM STATISTICS:

	KEN	CAN
First Downs	22	9
Rushing Yards	147	171
Passing Yards	210	30
Total Yards	357	201
COMP-ATT-YD-TD-INT	15-22-210-1-0	3-7-30-0-2
Fumbles-Lost	1-0	1-1
Penalties	5-40	7-68
Total Offensive Plays	66	39
Running Plays	44	32
Passing Plays	22	7

### INDIVIDUAL STATISTICS:

RUSHING	ATT	YDS	LG	TD
Porter	36	151	22	3
Stanley	1	8	8	0
Tomcufcik	2	-1	4	0
Sell	2	-1	1	0
Middleton	3	-10	1	0

RECEIVING	REC	YDS	LG	TD
Stanley	9	142	38	1
Mintz	4	39	27	0
Middleton	1	16	16	0



PORTER PROTECTING THE FOOTBALL



ROBARGE GETTIN NASTY



VARGO AND IKLODI ON THE STOP



STANLEY GOES UP FOR THE BALL

ALL IN





# OHSAA PLAYOFF HISTORY

## 2018 SEASON State Semi-Final

Division 3 Region 9  
 Nov. 23, 2018 at  
 New Philadelphia Woody Hayes Quaker Stadium  
 Attendance: 5630  
 Round: State Semi-Final  
 Records: Kenston 12-1  
 Eastmoor Academy 12-3  
 Head Coach: Jeff Grubich

SCORING	1	2	3	4	F
AP#4 Kenston	13	13	7	7	40
AP#7 Eastmoor	0	0	0	7	7

### SCORING SUMMARY:

#### FIRST QUARTER

9:00 KEN Porter 12-yard run (kick failed)  
 1:00 KEN Tomcufcik 4-yard run (Sanders kick)

#### SECOND QUARTER

5:26 KEN Tomcufcik 4-yard run (Sanders kick)  
 2:43 KEN Tomcufcik 42-yard run (run failed)

#### THIRD QUARTER

2:25 KEN Porter 7-yard run (Sanders kick)

#### FOURTH QUARTER

2:55 KEN Sell 1-yard run (Sanders kick)  
 0:52 EAS Laster 8-yard pass to Wheeler  
 (Ansu kick)

#### TEAM STATISTICS:

	KEN	EAS
First Downs	23	9
Rushing Yards	328	54
Passing Yards	95	156
Total Yards	423	210
COMP-ATT-YD-TD-INT	7-14-95-0-0	9-19-156-1-2
Fumbles-Lost	0-0	0-0
Penalties	5-50	6-45
Total Offensive Plays	59	40
Running Plays	45	21
Passing Plays	14	19

#### INDIVIDUAL STATISTICS:

##### RUSHING

	ATT	YDS	LG	TD
Porter	26	197	35	2
Tomcufcik	13	107	42	3
Mintz	2	23	12	0
Sell	3	16	11	1
Stanley	1	-1	-1	0

##### RECEIVING

	REC	YDS	LG	TD
Porter	2	40	28	0
Mintz	3	30	19	0
Stanley	1	15	15	0
Miller	1	10	10	0



NO WHERE TO RUN NO WHERE TO HIDE



PORTER WITH THE HEISMAN POSE



IKLODI AND ENGELHART PARTY ON THE FOOTBALL



PERFECT PASS TOTAL CONCENTRATION

ALL IN

# OHSAA PLAYOFF HISTORY

## 2018 SEASON State Final

Division 3 Region 9  
 Nov. 30, 2018 at  
 Tom Benson NFL Hall of Fame Stadium  
 Attendance: 7890  
 Round: State Final  
 Records: Kenston 13-1  
 Kettering Alter 13-1  
 Head Coach: Jeff Grubich

SCORING	1	2	3	4	F
AP#4 Kenston	7	14	14	7	42
AP #1 Alter	6	0	0	0	6

### SCORING SUMMARY: FIRST QUARTER

6:36 ALT Bazelak 19-yard pass to Willits (kick blocked)  
 1:55 KEN Tomcufcik 13-yard pass to Stanley (Sanders kick)

### SECOND QUARTER

11:49 KEN Porter 58-yard run (Sanders kick)  
 8:55 KEN Tomcufcik 40-yard pass to Stanley (Sanders kick)

### THIRD QUARTER

7:10 KEN Tomcufcik 16-yard pass to Mintz (Sanders kick)  
 2:46 KEN Porter 11-yard run (Sanders kick)

### FOURTH QUARTER

5:23 KEN Porter 11-yard run (Sanders kick)

### TEAM STATISTICS:

	KEN	ALT
First Downs	22	15
Rushing Yards	165	122
Passing Yards	285	162
Total Yards	450	284
COMP-ATT-YD-TD-INT	16-23-285-3-0	14-31-162-1-3
Fumbles-Lost	2-1	0-0
Penalties	3-35	8-80
Total Offensive Plays	58	56
Running Plays	35	24
Passing Plays	23	31

### INDIVIDUAL STATISTICS:

RUSHING	ATT	YDS	LG	TD
Porter	20	116	58	3
Mintz	2	21	17	0
Stanley	2	8	4	0
Tomcufcik	9	8	4	0
Middleton	2	2	4	0
RECEIVING	REC	YDS	LG	TD
Middleton	6	123	45	0
Mintz	4	78	29	1
Stanley	4	71	40	2
Miller	1	8	8	0
Porter	1	5	5	0



STANLEY WITH THE INTERCEPTION



OFFENSIVE LINE PAVES THE WAY FOR PORTER



VARGO AND FRANKLIN FOR THE TACKLE



UNsung HEROS

ALL IN



# 2018 PLAYOFF RECAP

## 2018 SEASON MEMORIES

**The 2018 football season, the greatest in Kenston history, here are a few memorable moments. These are some of the highlights and a few lowlights that made 2018 so special: If you don't comprehend any of the memories below, ask anyone connected to the 2018 team.**

**TIME PASSES** – Eight of the Bombers fifteen games fell under the OHSAA rule for a continuous run clock. This is when the point deficit is 30 or more at any time in the second half. Streetsboro...**BUS SHOCK** – Streetsboro gets off the bus with a roster that looked more like a college team rather than the Rocket team the coaches saw on film but 44-14, Bombers. Chagrin...**TORN** – with three coaches on staff playing for the Tigers back in the day, it had to be bittersweet when the Bombers beat the cross-town rivals 41-14. West G... **WELL OILED MACHINE** – reserves get to play a whole half of football. North...**LIGHTING** – Bombers score 70 seconds into the game; early and often. Brush & Mayfield...**V.3 MISSION ACCOMPLISHED** – 2 losses in 2017 turn to 2 wins in 2018: combined score 93-58. Riverside...**MAKING A STATEMENT** – Battle of the unbeaten; Bombers roll. Madison...**MONSOON** – Rain the great equalizer wasn't so equalizing. Chardon...**WAKE UP CALL** – attention to detail is important. South... **HALFTIME** – team stood outside in the cold rain; wait what? West Holmes...**FIRST TIME IS THE BEST TIME** – the Bombers first home playoff win turned out to be the toughest game of the title run. Buckeye...**BALANCED OFFENSE** – pick your poison; 195 yards rushing or 197 yards passing. Canfield...**STOPPED COLD** – Cardinals averaged 28.5 per game and gave up 8.7: not tonight. Eastmoor...**COULDN'T KEEP UP** – Who said Eastmoor was more athletic? Alter...**CONNECTIONS** – prior to the championship game Walsh University allowed the Bombers to do their pre-game walk through at their practice field. **GOOD PLANNING** - unknown to everyone except for one crucial person close to the program, a box of State Champions hats was mysteriously loaded onto the equipment truck with two specific instructions; if we win - pass out, if we lose - throw out. **ROUTINE** – the 3:30pm championship kickoff couldn't have been better for the Bombers; 3:30 is when they start practice every day. **PREDICTIONS** – math guru Drew Pasteur fantastic50.net was right: Chagrin Falls Kenston was his pick: Win by 1 (53%) pick was right spread was wrong. **THRILLER** – Bombers win big, fly high; enough said! **RUNNING ON EMPTY**: Parents, community members, coaches, and administration continued the championship celebration by closing Unc's Patio Lounge, Cowboy, Burntwood Tavern, and Panini's Grill. Every TV in and around Bainbridge was tuned in to The Spectrum broadcast of our Bombers.

The championship game and other playoff games are available on YouTube.com. Search Kenston Football 2018



# OHSAA PLAYOFF HISTORY

## 2019 SEASON Regional Quarter Final

Division 3 Region 9  
 Nov. 8, 2019 at  
 New Philadelphia Woody Hayes Quaker Stadium  
 Attendance: 3628  
 Round: Regional Quarter Final  
 Records: Kenston 8-2  
           New Philadelphia 9-1  
 Head Coach: Jeff Grubich

SCORING	1	2	3	4	F
#8 Kenston	6	15	0	7	28
#1 Quakers	0	24	0	7	31

### SCORING SUMMARY:

#### FIRST QUARTER

8:14 KEN Porter 4-yard run (kick failed)

#### SECOND QUARTER

11:48 NPH Warner 38-yard field goal

8:57 NPH Hoover 37-yard pass to Zemis  
 (Warner kick)

7:02 KEN Tomcufcik 40-yard run  
 (Tomcufcik run for 2pt. conversion)

6:06 NPH Hoover 69-yard pass to Kohl  
 (Warner kick)

3:29 NPH Hoover 29-yard pass to Zemis  
 (Warner kick)

0:17 KEN Tomcufcik 16-yard pass to Miller  
 (Torres kick)

#### THIRD QUARTER

#### FOURTH QUARTER

7:02 KEN Tomcufcik 7-yard run (Torres kick)

0:21 NPH Scairetti 1-yard run (Warner kick)

### TEAM STATISTICS:

	KEN	NPH
First Downs	20	19
Rushing Yards	177	140
Passing Yards	285	288
Total Yards	462	428
COMP-ATT-YD-TD-INT	12-32-285-1-1	11-19-288-3-0
Fumbles-Lost	0-0	2-1
Penalties	11-94	5-40
Total Offensive Plays	65	55
Running Plays	33	36
Passing Plays	32	19

### INDIVIDUAL STATISTICS:

#### RUSHING

	ATT	YDS	LG	TD
Porter	20	81	18	1
Mintz	1	4	4	0
Tomcufcik	11	94	2	40
Middleton	1	-2	-2	0

#### RECEIVING

	REC	YDS	LG	TD
Middleton	6	85	27	0
Mintz	9	148	34	0
Germano	1	10	10	0
Miller	4	22	8	1
Porter	2	20	10	0



**PORTER MAKING SOMETHING OUT OF NOTHING**



**TK ALWAYS WITH GREAT EFFORT!**



**DON'T LEAVE IT UP TO THE REFEREES**



**TIME RUNS OUT ON 2019**

**ALL IN**



# OHSAA PLAYOFF HISTORY

## 2020 SEASON Regional Quarter Final

Division 3 Region 9  
 October 9, 2020 at Duke Stadium  
 Attendance: 628  
 Round: Regional Quarter Final  
 Records: Kenston 2-2  
           Marlington 3-5  
 Head Coach: Jeff Grubich

SCORING	1	2	3	4	F
#19 Kenston	14	7	13	7	41
#14 Dukes	0	0	7	0	7

### SCORING SUMMARY:

#### FIRST QUARTER

11:35 KEN Georgiou 20-yard pass to Germano (Munday kick)  
 5:03 KEN Georgiou 59-yard pass to Germano (Munday kick)

#### SECOND QUARTER

3:43 KEN Georgiou 86-yard pass to Germano (Munday kick)

#### THIRD QUARTER

7:13 KEN Georgiou 10-yard pass to McCleery (kick failed)  
 4:33 MAR Hooker 1-yard run (Laurie kick)  
 3:57 KEN Georgiou 10-yard pass to Miller (Munday kick)

#### FOURTH QUARTER

10:09 KEN Sell 8-yard run (Munday kick)

#### TEAM STATISTICS:

	KEN	ALT
First Downs	11	17
Rushing Yards	69	128
Passing Yards	301	143
Total Yards	370	271
COMP-ATT-YD-TD-INT	12-23-301-5-0	15-25-143-0-0
Fumbles-Lost	1-0	0-0
Penalties	4-25	3-30
Total Offensive Plays	40	67
Running Plays	17	42
Passing Plays	23	25

#### INDIVIDUAL STATISTICS:

RUSHING	ATT	YDS	LG	TD
Sell	9	9	10	1
Germano	1	-6	-6	0
DiMarco	2	-6	-2	0
Georgiou	5	72	38	0

RECEIVING	REC	YDS	LG	TD
Germano	8	255	86	3
McCleery	1	10	10	1
Sell	1	8	8	1
Miller	2	28	23	1



GEORGIU DROPPING A DIME TO GERMANO



GEORGIU TO MILLER!



KRUPP WITH THE RECOVERY!



DOMINATING PLAYOFF WIN!

ALL IN

# OHSAA PLAYOFF HISTORY

## 2020 SEASON Regional Quarter Final

Division 3 Region 9

October 16, 2020 at Bob Dove Field

Attendance: 700

Round: Regional Semi Final

Records: Kenston 3-2

Canfield 7-0

Head Coach: Jeff Grubich

SCORING	1	2	3	4	F
#19 Kenston	0	2	0	8	10
#3 Canfield	0	7	14	7	28

### SCORING SUMMARY:

#### FIRST QUARTER

#### SECOND QUARTER

8:14 CAN Lowery 4-yard run (Papalia kick)

6:32 KEN Safety

#### THIRD QUARTER

8:09 CAN Sammarone 6-yard run  
(Papalia kick)

6:16 CAN Lowery 80-yard pass to Sammarone  
(Papalia kick)

#### FOURTH QUARTER

7:10 CAN Lowery 17-yard run (Papalia kick)

0:18 KEN Georgiou 9-yard pass to Miller  
(Georgiou 2pt. conversion)

### TEAM STATISTICS:

	KEN	CAN
First Downs	18	13
Rushing Yards	88	154
Passing Yards	129	233
Total Yards	217	387
COMP-ATT-YD-TD-INT	21-39-129-1-1	15-16-233-1-0
Fumbles-Lost	1-0	1-0
Penalties	4-40	10-110
Total Offensive Plays	40	47
Running Plays	17	31
Passing Plays	23	16

### INDIVIDUAL STATISTICS:

RUSHING	ATT	YDS	LG	TD
Sell	19	52	7	0
Georgiou	9	36	10	0

RECEIVING	REC	YDS	LG	TD
Germano	8	38	17	0
Miller	7	49	18	1
Sell	4	22	8	0
Gebeau	3	28	11	0
McCleery	1	9	9	0



**GEBEAU WITH THE BIG RETURN!**



**SELL FOR THE FIRST DOWN!**



**VALOCCHI WITH THE STOP**



**TOFT WITH THE PASS BREAK-UP**

ALL IN



# OHSAA PLAYOFF HISTORY

## 2021 SEASON Regional Round 1

October 29, 2021 at Bomber Stadium

Attendance: 653

Round: Regional Round 1

Records: Kenston 9-1

Painesville Harvey 5-5

Head Coach: Jeff Grubich

SCORING	1	2	3	4	F
#3 Kenston	3	28	7	0	38
#14 Harvey	0	0	0	15	15

### SCORING SUMMARY:

#### FIRST QUARTER

0:19 KEN Munday 27-yard Field Goal

#### SECOND QUARTER

11:31 KEN Georgiou 55-yard pass to Cardona (Munday kick)

4:36 KEN Georgiou 16-yard pass to Patrick (Munday kick)

1:02 KEN Patrick 8-yard run (Munday kick)

0:14 KEN Georgiou 39-yard pass to Simmons (Munday kick)

#### THIRD QUARTER

2:59 KEN Georgiou 13-yard pass to Gebeau (Munday kick)

#### FOURTH QUARTER

10:56 HAR Coleman 36-yard pass to Bradley (Rodrigues kick)

10:05 HAR Collins 33-yard run (Coleman run 2pt successful)

#### TEAM STATISTICS:

	KEN	HAR
First Downs	18	11
Rushing Yards	274	157
Passing Yards	180	123
Total Yards	454	280
COMP-ATT-YD-TD-INT	10-18-180-4-0	11-23-123-1-0
Fumbles-Lost	1-1	3-1
Penalties	12-96	5-35
Total Offensive Plays	50	56
Running Plays	33	33
Passing Plays	17	23

#### INDIVIDUAL STATISTICS:

##### RUSHING

	ATT	YDS	LG	TD
Patrick	13	134	26	1
Clark	13	73	13	0
Georgiou	4	49	18	0
Simmons	2	7	7	0
Rivera-Gebeau	1	11	11	0

##### RECEIVING

	REC	YDS	LG	TD
Cardova	1	55	55	1
Miller	2	17	14	0
Patrick	2	32	16	1
Rivera-Gebeau	4	37	13	1
Simmons	1	39	39	1

##### PASSING

	COMP	ATT	YD	TD	INT
Georgiou	10	18	180	4	0



ALL IN

# OHSAA PLAYOFF HISTORY

## 2021 SEASON Regional Round 2

November 5, 2021 at Bomber Stadium

Attendance: 1093

Round: Regional Round 2

Head Coach: Jeff Grubich

SCORING	1	2	3	4	F
<b>#3 Kenston</b>	<b>21</b>	<b>7</b>	<b>14</b>	<b>7</b>	<b>49</b>
<b>#6 Steubenville</b>	<b>14</b>	<b>14</b>	<b>14</b>	<b>0</b>	<b>42</b>

### SCORING SUMMARY:

#### FIRST QUARTER

8:11	KEN	Patrick 8-yard run (Munday kick)
4:08	STE	Ostovich 1-yard run (Hicks kick)
3:11	KEN	Georgiou 3-yard pass to Miller (Munday kick)
2:50	STE	P. Hill 68-yard pass to Hill (Hicks kick)
0:14	KEN	Georgiou 8-yard pass to Patrick (Munday kick)

#### SECOND QUARTER

9:47	STE	Ostovich 17-yard run (Hicks kick)
5:53	KEN	Patrick 1-yard run (Munday kick)
1:00	STE	Ostovich 1-yard run (Hicks kick)

#### THIRD QUARTER

7:10	STE	Ostovich 3-yard run (Hicks kick)
6:56	KEN	Simmons 84-yard Kickoff return (Munday kick)
4:46	STE	Ostovich 6-yard run (Hicks kick)
3:41	KEN	Georgiou 3-yard pass to Patrick (Munday kick)

#### FOURTH QUARTER

5:52	KEN	Georgiou 38-yard pass to Patrick (Munday kick)
------	-----	--

#### TEAM STATISTICS:

	KEN	STE
First Downs	19	27
Rushing Yards	112	358
Passing Yards	284	215
Total Yards	396	573
COMP-ATT-YD-TD-INT	21-31-284-4-0	14-21-215-1-1
Fumbles-Lost	0-0	3-1
Penalties	10-100	16-120
Total Offensive Plays	52	71
Running Plays	21	50
Passing Plays	31	21

#### INDIVIDUAL STATISTICS:

RUSHING	ATT	YDS	LG	TD	
Georgiou	11	70	15	0	
Patrick	10	42	7	2	
RECEIVING	REC	YDS	LG	TD	
Cardova	6	90	28	0	
Miller	5	59	38	1	
Patrick	4	63	38	3	
Rivera-Gebeau	4	59	26	0	
Bell	1	13	13	0	
PASSING	COMP	ATT	YD	TD	INT
Georgiou	21	31	284	4	0



ALL IN





# OHSAA PLAYOFF HISTORY

## 2021 SEASON Regional Semi-Final

November 12, 2021 at Twinsburg Tiger Stadium

Attendance: 1332

Round: Regional Semi-Final

Head Coach: Jeff Grubich

SCORING	1	2	3	4	F
#3 Kenston	0	7	0	0	7
#2 Dover	0	7	14	3	24

### SCORING SUMMARY:

#### FIRST QUARTER

#### SECOND QUARTER

5:25 DOV McGarry 8-yard run (Lane kick)

0:28 KEN Georgiou 18-yard pass to Patrick (Munday kick)

#### THIRD QUARTER

9:46 DOV Molk 8-yard run (Lane kick)

5:25 DOV McGarry 8-yard run (Lane kick)

#### FOURTH QUARTER

6:03 DOV Lane 28-yard field goal

### TEAM STATISTICS:

	KEN	DOV
First Downs	16	16
Rushing Yards	104	337
Passing Yards	166	8
Total Yards	270	345
COMP-ATT-YD-TD-INT	24-31-166-1-2	2-5-8-0-0
Fumbles-Lost	1-1	0-0
Penalties	8-100	6-50
Total Offensive Plays	57	49
Running Plays	26	44
Passing Plays	31	5

### INDIVIDUAL STATISTICS:

RUSHING	ATT	YDS	LG	TD	
Georgiou	12	41	11	0	
Patrick	14	63	12	0	
RECEIVING	REC	YDS	LG	TD	
Patrick	15	88	18	1	
Rivera-Gebeau	4	42	17	0	
Cardova	2	10	7	0	
Miller	2	18	10	0	
Vanderbilt	1	12	12	0	
PASSING	COMP	ATT	YD	TD	INT
Georgiou	24	31	166	1	2



ALL IN



# COLLEGE PLAYERS

Graduation Year	Name	School
2021	Cale Doyle	Wake Forest University
2021	Ryan Miller	Indiana University
2021	Carson Rivera-Gebeau	Ohio University
2021	JP Germano	John Carroll University
2020	Jack Porter	Wake Forest University
2020	George Sell	Wake Forest University
2020	Jon Tomcufcik	Ashland University
2020	Conner Kratzert	Dennison University
2020	Tyler Mintz	University of Dayton
2019	Dorian Talley	The College of Wooster
2019	Alex Robarge	Akron University

Graduation Year	Name	School
2019	Mitch Sotera	Bethany College
2019	Bransen Stanley	Gannon University
2019	Matt Iklodi	John Carroll University
2018	Austin Safko	John Carroll University
2018	Max Czech	Westminster College
2017	Spencer Zak	John Carroll University
2017	Nick Hanna	College of Wooster
2017	Mike Leshner	Hiram College
2017	James Thigpen	Notre Dame College
2016	Zach Sliberman	Iowa State University
2016	Cole Maniglia	Marietta College

ALL IN



★ In 2019, OHSAA approved instant replay for all state final games ★

# COLLEGE PLAYERS

Graduation Year	Name	School
2016	Parker Gdula	University of Findley
2015	Mike Kruger	Ashland University
2015	Will Bush	John Carroll University
2014	Nick Lewis	Ashland University
2014	Lovell Spruce	Alderson Broadus University
2014	Pedro Velasco	Tiffin University
2014	Sam Gambatese	University of Mount Union
2014	Brian Bindernagel	University of Mount Union
2014	James Gruver	University of Rochester
2014	Chris Ross	Youngstown State University
2013	Nate Lewis	Case Western Reserve University
2013	Adam Grey	John Carroll University
2013	Russell Lewis	Marietta College
2013	Sam Coverdale	Northwestern University
2013	Darryl Richards	Toledo University
2013	Ryan Snedeker	Washington and Jefferson College
2012	Alex Kocheff	University of Mount Union
2011	Randy Toth	Gannon University
2011	James Romanowski	Hiram College
2010	Matt Reeder	College of Wooster
2010	Jim Tomcufcik	College of Wooster
2010	Pat Behm	Mercyhurst University
2010	Drew Ross	Ohio Northern
2010	Kevin DeFranco	University of Rochester
2010	Dan Sciortino	Washington and Jefferson College

Graduation Year	Name	School
2009	Tory Treu	Davidson College
2009	AJ Holderman	Robert Morris University
2009	Percy Johnson	University of Akron
2004	Anton Narinskiy	Iowa University
2001	Bill Atkinson	John Carroll University
2001	Drew Butler	Layfatte College
2001	Brian Barthlemes	University of Virginia
2000	Aaron Martin	College of Wooster
2000	Joe Valvoda	Edinboro University
2000	Perrier Paul	Ohio Unversity
2000	Adreiel Fraizer	West Virginia Stat Unversity
1999	Matt Blouir	University of Mt. Union
1999	Mike Phillips	Clarion State University
1999	Aaron Flowers	Edinboro University
1999	Trenton Hillier	Georgetown University
1999	Ryan Reardon	John Carroll University
1999	Ben Timmons	West Virginia Unversity
1999	Peter Franz	Wittenburg Univeresity
1998	Peter Hays	California University of Pennsylvania
1998	Brian Shellito	College of Wooster
1998	Mike Murton	Edinboro University
1998	Nate Nosal	Grove City College
1998	Matt Cruyton	Hiram College
1998	Mickey Kostelnik	John Carroll University
1998	Josh Goldsmith	Miami of Ohio

ALL IN

★ 8pm - 1960's kickoff time ★

# COLLEGE PLAYERS

Graduation Year	Name	School
1997	Andy Kuhn	Allegheny College
1997	Chuck Arnold	Case Western Reserve
1997	Kris Mackey	College of Wooster
1996	Andy Rule	Air Force Academy
1996	Jack Cudzillo	Allegheny College
1996	Mark Kautzman	Bowling Green State University
1996	Mike Thompson	Buchnell University
1996	Tyson Walter	The Ohio State University
1994	Todd Bush	Bowling Green State University
1994	Josh Luoma	Hiram College
1993	Tom Gabram	Bowling Green State University
1993	Tim Knox	Hiram College
1993	Llyod Kessler	Akron University
1992	Brian Gliba	Virgina Military Institute
1991	Damon Mintz	John Carroll University
1991	Andy Koballa	Marietta College
1989	Judd Mintz	Liberty University
1989	Tom Rodeno	Northwestern University
1988	Judah Herman	The Ohio State University
1988	Ken McClintock	University of Minnesota
1987	Tony Rhea	Hiram College
1987	Andy Gurd	The Ohio State University
1987	Darryl Wodecki	University of Notre Dame
1985	Rob Fogarty	Eastern Michigan
1985	Mike Newman	John Carroll University

Graduation Year	Name	School
1985	Chris Lencewicz	University of Pennsylvania
1984	Hank Newman	John Carroll University
1983	Leonard "Smiley" Phillips	Salem International University
1982	Shaun Walker	Central State University
1982	Nick Zsbedics	Waldorf
1981	Greg Randall	University of Michigan
1981	Lou Mantush	Youngstown State University
1980	Tim Hissam	Richmond University
1979	Greg Goodman	Southwest Texas State
1978	Karl Schlatzer	Bently Unversity
1978	Curlin Beck	West Virgina University
1977	Stuart Harris	University of Michigan
1976	Roger Bergh	Akron University
1975	Steve Yurko	University of Kentucky
1974	Dave Heun	Waldorf University
1973	Bob Heun	Baldwin Wallace College
1972	Mike Law	Iowa University
1969	Mark Tiffel	Baldwin Wallace College
1969	Kevin O'Brien	Waldorf university
1966	Paul Rondo	Penn State University
1965	Paul Barrett	Bowling Green State University
1965	Jack Rudnay	Northwestern University
1965	Paul Hoehne	Rutgers University

Anyone missing?  
 Email [gabe@blastercorp.com](mailto:gabe@blastercorp.com)

★ 35 yd PAT - Blake Torres vs Canfield ★



# COACHES RECORD

YEAR	WINS	LOSSES	TIES	NAME
1952	6	0	0	Frank Tucek
<b>52</b>	<b>6</b>	<b>0</b>	<b>0</b>	<b>Frank Tucek</b>
1953	3	4	1	Jerry Hess
1954	5	3	0	Jerry Hess
1955	3	5	0	Jerry Hess
<b>53-55</b>	<b>11</b>	<b>12</b>	<b>1</b>	<b>Jerry Hess</b>
1956	0	5	0	Bill Donaldson
<b>56</b>	<b>0</b>	<b>5</b>	<b>0</b>	<b>Bill Donaldson</b>
1957	1	7	0	Jerry Schrock
1958	4	4	0	Jerry Schrock
1959	2	6	0	Jerry Schrock
1960	8	2	0	Jerry Schrock
1961	2	5	1	Jerry Schrock
<b>57-61</b>	<b>17</b>	<b>24</b>	<b>1</b>	<b>Jerry Schrock</b>
1962	4	5	0	Paul Krohn
1963	4	5	0	Paul Krohn
<b>62-63</b>	<b>8</b>	<b>10</b>	<b>0</b>	<b>Paul Krohn</b>
1964	0	0	0	Dick Marabito
<b>64</b>	<b>0</b>	<b>0</b>	<b>0</b>	<b>Dick Marabito</b>
1964	3	6	0	Al Hrabak
1965	3	5	1	Al Hrabak
1966	2	7	0	Al Hrabak
<b>64-66</b>	<b>8</b>	<b>18</b>	<b>1</b>	<b>Al Hrabak</b>
1967	3	4	1	Jack Bair
1968	5	4	0	Jack Bair
1969	8	2	0	Jack Bair
1970	8	2	0	Jack Bair
1971	8	2	0	Jack Bair
<b>67-71</b>	<b>32</b>	<b>14</b>	<b>1</b>	<b>Jack Bair</b>

YEAR	WINS	LOSSES	TIES	NAME
1972	7	1	2	Zinn Gorby
1973	7	3	0	Zinn Gorby
1974	9	1	0	Zinn Gorby
1975	6	2	2	Zinn Gorby
1976	6	4	0	Zinn Gorby
1977	5	5	0	Zinn Gorby
1978	6	4	0	Zinn Gorby
1979	6	3	1	Zinn Gorby
1980	7	3	0	Zinn Gorby
1981	10	1	0	Zinn Gorby
1982	6	4	0	Zinn Gorby
1983	5	5	0	Zinn Gorby
1984	8	2	0	Zinn Gorby
<b>72-84</b>	<b>88</b>	<b>38</b>	<b>5</b>	<b>Zinn Gorby</b>
1985	5	5	0	Paul Koballa
1986	11	3	0	Paul Koballa
1987	5	5	0	Paul Koballa
1988	7	3	0	Paul Koballa
1989	2	8	0	Paul Koballa
1990	3	7	0	Paul Koballa
1991	5	5	0	Paul Koballa
<b>85-91</b>	<b>38</b>	<b>36</b>	<b>0</b>	<b>Paul Koballa</b>
1992	9	1	0	Zinn Gorby
1993	6	4	0	Zinn Gorby
<b>92-93</b>	<b>15</b>	<b>5</b>	<b>0</b>	<b>Zinn Gorby</b>
<b>72-93</b>	<b>103</b>	<b>43</b>	<b>5</b>	<b>Zinn Gorby</b>
1994	5	5	0	Mike Knepp
1995	12	2	0	Mike Knepp
1996	4	6	0	Mike Knepp
1997	7	4	0	Mike Knepp
1998	6	4	0	Mike Knepp
1999	2	8	0	Mike Knepp
2000	5	6	0	Mike Knepp
2001	5	5	0	Mike Knepp
2002	6	4	0	Mike Knepp
2003	4	6	0	Mike Knepp
<b>94-03</b>	<b>56</b>	<b>50</b>	<b>0</b>	<b>Mike Knepp</b>

YEAR	WINS	LOSSES	TIES	NAME
2004	4	6	0	Rick Adams
2005	7	3	0	Rick Adams
2006	5	5	0	Rick Adams
2007	6	4	0	Rick Adams
<b>04-07</b>	<b>22</b>	<b>18</b>	<b>0</b>	<b>Rick Adams</b>
2008	2	8	0	Roger Vasey
2009	6	4	0	Roger Vasey
2010	8	3	0	Roger Vasey
<b>08-10</b>	<b>16</b>	<b>15</b>	<b>0</b>	<b>Roger Vasey</b>
2011	6	4	0	Pete Thompson
<b>11</b>	<b>6</b>	<b>4</b>	<b>0</b>	<b>Pete Thompson</b>
2012	7	5	0	Jeff Grubich
2013	7	4	0	Jeff Grubich
2014	8	3	0	Jeff Grubich
2015	3	7	0	Jeff Grubich
2016	2	8	0	Jeff Grubich
2017	8	2	0	Jeff Grubich
2018	14	1	0	Jeff Grubich
2019	8	3	0	Jeff Grubich
2020	3	4	0	Jeff Grubich
2021	11	2	0	Jeff Grubich
<b>12-21</b>	<b>71</b>	<b>39</b>	<b>0</b>	<b>Jeff Grubich</b>
<b>53-21</b>	<b>394</b>	<b>288</b>	<b>9</b>	

ALL IN

★ 2 - 2012 Nick Lombardy Scores the only Playoff 2pt conv. in Kenston History ★

# ALL-TIME OPPONENT RECORD

Team	Win	Loss	Tie	First Year Played	Last Year Played	Times Played
Alliance	0	1	0	1959	1959	1
Amherst	2	0	0	2015	2016	2
Ash. St. John	0	1	0	1957	1957	1
Aurora	20	16	0	1954	2014	36
Avon Lake	1	0	0	1995	1995	1
Barberton	3	1	0	1997	2003	4
Beachwood	6	0	0	1966	2008	6
Black River	1	0	0	2019	2019	1
Brooklyn	3	1	0	1968	1982	4
Brush	15	2	0	1998	2019	17
Burton	6	6	0	1952	1963	12
C.A.P.E.	0	1	0	1986	1986	1
Campbell Memorial	1	0	0	1986	1986	1
Canfield	1	4	0	1996	2020	5
Canton Lehman	1	0	0	1970	1970	1
Chagrin Falls	30	33	0	1953	2021	63
Chardon	22	24	1	1968	2021	47
Cleveland Lutheran East	3	1	0	1958	1961	4
Clyde	0	1	0	1995	1995	1
Conneaut	14	2	0	1968	1983	16
Courtland Lakeview	0	1	0	1991	1991	1
Crestwood	4	1	0	1971	2000	5
Cuyahoga Hts.	2	0	0	1962	1963	2
Dover	0	1	0	2021	2021	1
Eastlake North	4	3	0	2015	2021	7
Eastmoor Academy	1	0	0	2018	2018	1
Garfield Hts. Trinity	1	0	0	1986	1986	1
Geneva	1	0	0	2009	2009	1
Hubbard	0	1	0	2000	2000	1
Hudson	1	3	0	1997	2012	4
Jefferson	1	1	0	1953	1954	2
Kent Roosevelt	7	10	0	1984	2010	17
Kent State UHS	0	2	0	1957	1958	2
Kettering Archbishop Alter	1	0	0	2018	2018	1
Kirtland	2	3	0	1955	1963	5
Lake Catholic	1	2	0	1997	2021	3
Madison	12	3	0	1972	2021	15
Maple Heights	5	3	0	1989	2005	8
Marlington	1	0	0	2020	2020	1
Mayfield	13	15	0	1983	2021	28

ALL IN



# ALL-TIME OPPONENT RECORD

Team	Win	Loss	Tie	First Year Played	Last Year Played	Times Played
Medina	1	1	0	2015	2016	2
Medina Buckeye	1	0	0	2018	2018	1
Middlefield Cardinal	6	7	0	1952	1963	13
Millersburg West Holmes	1	0	0	2018	2018	1
Mogadore	0	1	0	1953	1953	1
New Philadelphia	0	1	0	2019	2019	1
Newbury	7	5	1	1952	1963	13
Nordonia	4	10	0	1966	2009	14
Notre Dame Cathedral Latin	1	0	0	2021	2021	1
Orange	28	15	1	1964	2014	44
Our Lady of Lourdes	2	1	0	1962	1965	3
Perry	10	8	0	1996	2021	18
Poland Seminary	1	1	0	1995	1995	2
Ravenna	3	3	0	1999	2004	6
Revere	3	0	0	1986	1995	3
Rittman	0	0	1	1975	1975	1
Painsville Harvey	6	0	0	2010	2021	6
Painsville Riverside	4	2	0	2015	2021	6
Shaker Hts.	1	0	0	1988	1988	1
Solon	12	30	3	1960	2014	45
St. Clairsville	1	0	0	1986	1986	1
Steubenville	1	0	0	2021	2021	1
Streetsboro	2	0	0	2017	2018	2
Struthers	2	0	0	1992	1993	2
SVSM	0	3	0	1981	2013	3
Tallmadge	1	0	0	2012	2012	1
Thompson	6	2	0	1953	1960	8
Twinsburg	29	13	0	1964	2020	42
Uniontown Lake	1	1	0	2000	2001	2
Wadsworth	0	3	1	1963	1966	4
Warren LaBrae	1	0	0	1980	1980	1
Warrensville	1	0	0	1996	1996	1
Waterloo	2	0	0	1969	1970	2
West Geauga	39	24	1	1952	2019	64
Westlake	1	2	0	1980	1984	3
Wickliffe	23	7	0	1976	2014	30
Willoughby South	5	4	0	1964	2021	9
Youngstown Liberty	1	1	0	1968	1969	2
Youngstown South	1	0	0	1985	1985	1
	<b>394</b>	<b>288</b>	<b>9</b>			<b>691</b>

ALL IN

# ALL-TIME SEASON

Western Reserve Conference		Grubich			
2021	Kenston	35	Chagrin	0	W
2021	Kenston	18	Perry	13	W
2021	Kenston	35	NDCL	23	W
2021	Kenston	40	Eastlake North	13	W
2021	Kenston	27	Lake Catholic	20	W
2021	Kenston	0	Chardon	49	L
2021	Kenston	42	Madison	15	W
2021	Kenston	3	Willoughby South	0	W
2021	Kenston	21	Riverside	14	W
2021	Kenston	17	Mayfield	15	W
2021	#Kenston	38	Painsville Harvey	14	W
2021	#Kenston	49	Staubenville	42	W
2021	#Kenston	7	Dover	24	L
		<b>332</b>		<b>242</b>	<b>11-2</b>

Western Reserve Conference		Grubich			
2020	Kenston		Mayfield		Cancelled
2020	Kenston	21	Madison	14	W
2020	Kenston	6	Chardon	37	L
2020	Kenston	14	Eastlake North	26	L
2020	Kenston		Orville		Cancelled
2020	Kenston	37	Willoughby South	21	W
2020	#Kenston	40	Marlington	7	W
2020	#Kenston	10	Canfield	28	L
2020	Kenston	14	*Twinsburg	28	L
		<b>101</b>		<b>84</b>	<b>3-4</b>

\*Game Shortened  
\*season adjusted due to COVID 19

Western Reserve Conference		Grubich			
2019	Kenston	35	Black River	0	W
2019	Kenston	55	Chagrin	0	W
2019	Kenston	27	*West Geauga	10	W
2019	Kenston	45	Eastlake North	7	W
2019	Kenston	50	Brush	12	W
2019	Kenston	37	Willoughby South	21	W
2019	Kenston	16	Chardon	17	L
2019	Kenston	26	Madison	14	W
2019	Kenston	28	Riverside	0	W
2019	Kenston	21	Mayfield	24	L
2019	#Kenston	28	New Philadelphia	31	L
		<b>368</b>		<b>136</b>	<b>8-3</b>

\*Game Shortened

Western Reserve Conference		Grubich			
2018	Kenston	44	Streetsboro	14	W
2018	Kenston	41	Chagrin	14	W
2018	Kenston	37	West Geauga	0	W
2018	Kenston	53	Eastlake North	20	W
2018	Kenston	51	Brush	28	W
2018	Kenston	42	Mayfield	28	W
2018	Kenston	42	Riverside	14	W
2018	Kenston	28	Madison	6	W
2018	Kenston	24	Chardon	27	L
2018	Kenston	40	Willoughby South	25	W
2018	#Kenston	48	West Holmes	34	W
2018	#Kenston	40	Medina Buckeye	21	W
2018	#Kenston	33	Canfield	7	W
2018	#Kenston	40	Eastmoor Academy	7	W
2018	#Kenston	42	Bishop Alter	6	W
		<b>605</b>		<b>251</b>	<b>14-1</b>

ALL IN

Western Reserve Conference		Grubich			
2017	Kenston	41	Streetsboro	13	W
2017	Kenston	32	Chagrin	24	W
2017	Kenston	42	West Geauga	7	W
2017	Kenston	21	Eastlake North	18	W
2017	Kenston	48	Brush	52	L
2017	Kenston	12	Mayfield	38	L
2017	Kenston	56	Riverside	28	W
2017	Kenston	41	Madison	10	W
2017	Kenston	34	Chardon	15	W
2017	Kenston	38	Willoughby South	8	W
		<b>365</b>		<b>213</b>	<b>8-2</b>

Western Reserve Conference		Grubich			
2016	Kenston	21	Amherst	17	W
2016	Kenston	14	Medina	70	L
2016	Kenston	12	Canfield	44	L
2016	Kenston	25	Riverside	44	L
2016	Kenston	13	Mayfield	31	L
2016	Kenston	0	Chardon	48	L
2016	Kenston	28	Eastlake North	42	L
2016	Kenston	38	Willoughby South	45	L
2016	Kenston	7	Madison	21	L
2016	Kenston	31	Brush	24	W
		<b>189</b>		<b>386</b>	<b>2-8</b>

Western Reserve Conference		Grubich			
2015	Kenston	6	Amherst	3	W
2015	Kenston	27	Medina	24	W
2015	Kenston	7	Canfield	25	L
2015	Kenston	26	Riverside	43	L
2015	Kenston	13	Mayfield	42	L
2015	Kenston	13	Chardon	40	L
2015	Kenston	20	Eastlake North	38	L
2015	Kenston	36	Willoughby South	37	L
2015	Kenston	0	Madison	29	L
2015	Kenston	57	Brush	26	W
		<b>205</b>		<b>307</b>	<b>3-7</b>

Western Reserve Conference		Grubich			
2014	Kenston	14	Solon	20	L
2014	Kenston	7	Chardon	19	L
2014	Kenston	21	Brush	0	W
2014	Kenston	46	Wickliffe	0	W
2014	Kenston	38	Chagrin Falls	10	W
2014	Kenston	62	Orange	14	W
2014	Kenston	30	Perry	0	W
2014	Kenston	50	Harvey	27	W
2014	Kenston	50	West Geauga	27	W
2014	Kenston	31	Aurora	21	W
2014	#Kenston	24	Aurora	42	L
		<b>373</b>		<b>180</b>	<b>8-3</b>

Western Reserve Conference		Grubich			
2013	Kenston	21	Solon	48	L
2013	Kenston	31	Chardon	21	W
2013	Kenston	23	Brush	22	W
2013	Kenston	47	Wickliffe	18	W
2013	Kenston	7	Chagrin Falls	14	L
2013	Kenston	70	Orange	48	W
2013	Kenston	19	Perry	15	W
2013	Kenston	49	Harvey	14	W
2013	Kenston	38	West Geauga	24	W
2013	Kenston	28	Aurora	63	L
2013	#Kenston	7	SVSM	52	L
		<b>340</b>		<b>339</b>	<b>7-4</b>

Western Reserve Conference		Grubich			
2012	Kenston	14	Hudson	17	L
2012	Kenston	28	Chardon	29	L
2012	Kenston	30	Brush	16	W
2012	Kenston	63	Wickliffe	30	W
2012	Kenston	28	Chagrin Falls	14	W
2012	Kenston	65	Orange	37	W
2012	Kenston	34	Perry	14	W
2012	Kenston	55	Harvey	12	W
2012	Kenston	17	West Geauga	21	L
2012	Kenston	20	Aurora	48	L
2012	#Kenston	26	Tallmadge	23	W
2012	#Kenston	15	Chardon	34	L
		<b>395</b>		<b>295</b>	<b>7-5</b>

Western Reserve Conference		Thompson			
2011	Kenston	0	Hudson	35	L
2011	Kenston	26	Chardon	41	L
2011	Kenston	31	Brush	27	W
2011	Kenston	35	Wickliffe	12	W
2011	Kenston	28	Chagrin Falls	48	L
2011	Kenston	47	Orange	0	W
2011	Kenston	28	Perry	14	W
2011	Kenston	55	Harvey	6	W
2011	Kenston	12	West Geauga	9	W
2011	Kenston	7	Aurora	49	L
		<b>269</b>		<b>241</b>	<b>6-4</b>

Western Reserve Conference		Vasey			
2010	Kenston	14	Roosevelt	34	L
2010	Kenston	21	Chardon	14	W
2010	Kenston	19	Brush	14	W
2010	Kenston	39	Wickliffe	0	W
2010	Kenston	26	Chagrin Falls	27	L
2010	Kenston	32	Orange	21	W
2010	Kenston	28	Perry	14	W
2010	Kenston	55	Harvey	17	W
2010	Kenston	21	West Geauga	14	W
2010	Kenston	20	Aurora	13	W
2010	#Kenston	0	Lake Catholic	42	L
		<b>275</b>		<b>210</b>	<b>8-3</b>



# ALL-TIME SEASON

Western Reserve Conference Vasey					
2009	Kenston	0	Roosevelt	38	L
2009	Kenston	37	Chardon	19	W
2009	Kenston	28	Nordonia	14	W
2009	Kenston	42	Wickliffe	7	W
2009	Kenston	13	Chagrin Falls	20	L
2009	Kenston	21	Orange	0	W
2009	Kenston	19	Perry	8	W
2009	Kenston	33	Geneva	13	W
2009	Kenston	0	West Geauga	21	L
2009	Kenston	2	Aurora	20	L
		<b>195</b>		<b>160</b>	<b>6-4</b>

Western Reserve Conference Vasey					
2008	Kenston	0	Roosevelt	35	L
2008	Kenston	3	Chardon	7	L
2008	Kenston	3	Nordonia	38	L
2008	Kenston	33	Beachwood	8	W
2008	Kenston	6	West Geauga	32	L
2008	Kenston	0	Aurora	55	L
2008	Kenston	21	Perry	48	L
2008	Kenston	27	Wickliffe	14	W
2008	Kenston	0	Chagrin Falls	25	L
2008	Kenston	7	Orange	18	L
		<b>100</b>		<b>280</b>	<b>2-8</b>

Western Reserve Conference Adams					
2007	Kenston	35	Roosevelt	14	W
2007	Kenston	7	Chardon	49	L
2007	Kenston	28	Nordonia	38	L
2007	Kenston	41	Beachwood	0	W
2007	Kenston	27	West Geauga	7	W
2007	Kenston	13	Aurora	14	L
2007	Kenston	14	Perry	31	L
2007	Kenston	48	Wickliffe	7	W
2007	Kenston	19	Chagrin Falls	15	W
2007	Kenston	48	Orange	13	W
		<b>280</b>		<b>188</b>	<b>6-4</b>

Western Reserve Conference Adams					
2006	Kenston	28	Roosevelt	35	L
2006	Kenston	10	Chardon	7	W
2006	Kenston	25	Nordonia	28	L
2006	Kenston	7	West Geauga	28	L
2006	Kenston	17	Aurora	24	L
2006	Kenston	7	Perry	21	L
2006	Kenston	35	Wickliffe	0	W
2006	Kenston	28	Chagrin Falls	0	W
2006	Kenston	35	Orange	13	W
2006	Kenston	35	Beachwood	0	W
		<b>227</b>		<b>156</b>	<b>5-5</b>

Western Reserve Conference Adams					
2005	Kenston	35	Roosevelt	18	W
2005	Kenston	21	Chardon	7	W
2005	Kenston	14	Maple Hts.	31	L
2005	Kenston	49	West Geauga	21	W
2005	Kenston	7	Aurora	21	L
2005	Kenston	19	Perry	14	W
2005	Kenston	27	Wickliffe	0	W
2005	Kenston	7	Chagrin Falls	20	L
2005	Kenston	28	Orange	2	W
2005	Kenston	28	Beachwood	21	W
		<b>235</b>		<b>155</b>	<b>7-3</b>

Western Reserve Conference Adams					
2004	Kenston	21	Chagrin Falls	38	L
2004	Kenston	13	Chardon	26	L
2004	Kenston	21	West Geauga	7	W
2004	Kenston	9	Roosevelt	7	W
2004	Kenston	27	Ravenna	30	L
2004	Kenston	14	Nordonia	49	L
2004	Kenston	7	Solon	35	L
2004	Kenston	21	Brush	0	W
2004	Kenston	13	Twinsburg	14	L
2004	Kenston	10	Mayfield	0	W
		<b>156</b>		<b>206</b>	<b>4-6</b>

Western Reserve Conference Knepp					
2003	Kenston	28	Chagrin Falls	27	W
2003	Kenston	14	Chardon	24	L
2003	Kenston	13	West Geauga	30	L
2003	Kenston	3	Ravenna	21	L
2003	Kenston	28	Barberton	14	W
2003	Kenston	24	Solon	28	L
2003	Kenston	28	Brush	7	W
2003	Kenston	25	Twinsburg	7	W
2003	Kenston	0	Mayfield	28	L
2003	Kenston	13	Nordonia	14	L
		<b>176</b>		<b>200</b>	<b>4-6</b>

Western Reserve Conference Knepp					
2002	Kenston	0	Chagrin Falls	28	L
2002	Kenston	55	Perry	17	W
2002	Kenston	23	West Geauga	13	W
2002	Kenston	38	Ravenna	20	W
2002	Kenston	28	Barberton	14	W
2002	Kenston	7	Solon	24	L
2002	Kenston	5	Brush	21	L
2002	Kenston	36	Twinsburg	32	W
2002	Kenston	24	Mayfield	0	W
2002	Kenston	13	Nordonia	31	L
		<b>229</b>		<b>280</b>	<b>6-4</b>

Western Reserve Conference Knepp					
2001	Kenston	14	Chagrin Falls	28	L
2001	Kenston	14	Perry	34	L
2001	Kenston	27	Uniontown Lake	30	L
2001	Kenston	26	Roosevelt	0	W
2001	Kenston	26	Ravenna	0	W
2001	Kenston	31	Twinsburg	7	W
2001	Kenston	35	Nordonia	0	W
2001	Kenston	14	Mayfield	37	L
2001	Kenston	38	Brush	7	W
2001	Kenston	0	Solon	12	L
		<b>225</b>		<b>155</b>	<b>5-5</b>

Western Reserve Conference Knepp					
2000	Kenston	0	Crestwood	14	L
2000	Kenston	16	Perry	20	L
2000	Kenston	14	Uniontown Lake	3	W
2000	Kenston	34	Roosevelt	0	W
2000	Kenston	17	Ravenna	14	W
2000	Kenston	14	Twinsburg	21	L
2000	Kenston	20	Nordonia	23	L
2000	Kenston	28	Mayfield	15	W
2000	Kenston	21	Brush	10	W
2000	Kenston	0	Solon	28	L
2000	#Kenston	7	Hubbard	10	L
		<b>171</b>		<b>158</b>	<b>5-6</b>

Western Reserve Conference Knepp					
1999	Kenston	9	Crestwood	3	W
1999	Kenston	0	Perry	22	L
1999	Kenston	17	West Geauga	25	L
1999	Kenston	12	Kent Roosevelt	27	L
1999	Kenston	14	Ravenna	18	L
1999	Kenston	20	Brush	6	W
1999	Kenston	0	Solon	17	L
1999	Kenston	7	Nordonia	18	L
1999	Kenston	8	Mayfield	28	L
1999	Kenston	13	Twinsburg	30	L
		<b>100</b>		<b>194</b>	<b>2-8</b>

Western Reserve Conference Knepp					
1998	Kenston	14	Perry	0	W
1998	Kenston	3	Solon	36	L
1998	Kenston	25	Maple Hts.	6	W
1998	Kenston	3	West Geauga	0	W
1998	Kenston	14	Barberton	21	L
1998	Kenston	16	Hudson	22	L
1998	Kenston	28	Brush	0	W
1998	Kenston	14	Nordonia	7	W
1998	Kenston	22	Mayfield	28	L
1998	Kenston	28	Twinsburg	3	W
		<b>167</b>		<b>123</b>	<b>6-4</b>

★ Most playoff wins without a championship – 44 Massillon Washington HS ★

# ALL-TIME SEASON

Western Reserve Conference Knepp					
1997	Kenston	20	Chagrin	35	L
1997	Kenston	23	Perry	30	L
1997	Kenston	26	Mayfield	12	W
1997	Kenston	7	Barberton	23	W
1997	Kenston	17	Hudson	7	W
1997	Kenston	6	Twinsburg	14	L
1997	Kenston	24	Orange	14	W
1997	Kenston	20	Nordonia	17	W
1997	Kenston	25	West Geauga	0	W
1997	Kenston	17	Solon	14	W
1997	#Kenston	6	Lake Catholic	28	L
		<b>191</b>	<b>* Won by forfeit</b>	<b>194</b>	<b>7-4</b>

Western Reserve Conference Knepp					
1996	Kenston	21	Chagrin	2	W
1996	Kenston	3	Perry	6	L
1996	Kenston	31	Mayfield	0	W
1996	Kenston	7	Canfield	28	L
1996	Kenston	21	Warrensville	12	W
1996	Kenston	16	Twinsburg	22	L
1996	Kenston	22	Orange	6	W
1996	Kenston	6	Chardon	34	L
1996	Kenston	14	West Geauga	17	L
1996	Kenston	6	Solon	32	L
		<b>147</b>		<b>159</b>	<b>4-6</b>

Chagrin Valley Conference Knepp					
1995	Kenston	6	Poland Seminary	7	L
1995	Kenston	30	Aurora	0	W
1995	Kenston	17	Mayfield	10	W
1995	Kenston	24	Wickliffe	14	W
1995	Kenston	49	Chagrin	7	W
1995	Kenston	10	West Geauga	7	W
1995	Kenston	28	Orange	0	W
1995	Kenston	14	Solon	7	W
1995	Kenston	21	Chardon	0	W
1995	Kenston	6	Twinsburg	0	W
1995	#Kenston	18	Revere	0	W
1995	#Kenston	14	Avon Lake	0	W
1995	#Kenston	20	Poland Seminary	18	W
1995	#Kenston	0	Clyde	3	L
		<b>257</b>		<b>73</b>	<b>12-2</b>

Chagrin Valley Conference Knepp					
1994	Kenston	17	SVSM	29	L
1994	Kenston	26	Maple Hts.	14	W
1994	Kenston	7	Mayfield	9	L
1994	Kenston	20	Wickliffe	14	W
1994	Kenston	19	Chagrin	3	W
1994	Kenston	14	West Geauga	30	L
1994	Kenston	14	Orange	0	W
1994	Kenston	7	Solon	14	L
1994	Kenston	21	Chardon	27	L
1994	Kenston	26	Twinsburg	20	W
		<b>171</b>		<b>160</b>	<b>5-5</b>

Chagrin Valley Conference Koballa					
1991	Kenston	21	Courtland Lakeview	22	L
1991	Kenston	35	Maple Hts.	6	W
1991	Kenston	32	Mayfield	6	W
1991	Kenston	0	West Geauga	13	L
1991	Kenston	19	Orange	23	L
1991	Kenston	0	Solon	15	L
1991	Kenston	15	Chardon	7	W
1991	Kenston	7	Twinsburg	14	L
1991	Kenston	14	Wickliffe	6	W
1991	Kenston	7	Chagrin	0	W
		<b>150</b>		<b>112</b>	<b>5-5</b>

Chagrin Valley Conference Koballa					
1990	Kenston	7	Kent Roosevelt	21	L
1990	Kenston	6	Maple Hts.	26	L
1990	Kenston	24	Mayfield	6	W
1990	Kenston	28	West Geauga	0	W
1990	Kenston	10	Orange	13	L
1990	Kenston	0	Solon	8	L
1990	Kenston	7	Chardon	35	L
1990	Kenston	15	Twinsburg	29	L
1990	Kenston	9	Wickliffe	7	W
1990	Kenston	7	Chagrin	13	L
		<b>113</b>		<b>158</b>	<b>3-7</b>

Chagrin Valley Conference Gorby					
1993	Kenston	13	Struthers	0	W
1993	Kenston	18	Maple Hts.	8	W
1993	Kenston	0	Mayfield	14	L
1993	Kenston	20	Chagrin	7	W
1993	Kenston	20	West Geauga	6	W
1993	Kenston	32	Orange	0	W
1993	Kenston	7	Solon	21	L
1993	Kenston	7	Chardon	0	L
1993	Kenston	19	Twinsburg	25	L
1993	Kenston	7	Wickliffe	0	W
		<b>143</b>		<b>81</b>	<b>6-4</b>

Chagrin Valley Conference Gorby					
1992	Kenston	9	Struthers	7	W
1992	Kenston	28	Maple Hts.	6	W
1992	Kenston	18	Mayfield	6	W
1992	Kenston	30	Chagrin	0	W
1992	Kenston	38	West Geauga	0	W
1992	Kenston	23	Orange	0	W
1992	Kenston	16	Solon	0	W
1992	Kenston	28	Chardon	2	W
1992	Kenston	6	Twinsburg	7	L
1992	Kenston	12	Wickliffe	0	W
		<b>208</b>		<b>28</b>	<b>9-1</b>

Chagrin Valley Conference Koballa					
1989	Kenston	0	Kent Roosevelt	28	L
1989	Kenston	7	Maple Hts.	27	L
1989	Kenston	20	Mayfield	21	L
1989	Kenston	0	Orange	28	L
1989	Kenston	0	Solon	28	L
1989	Kenston	6	Chardon	20	L
1989	Kenston	12	Twinsburg	34	L
1989	Kenston	7	Wickliffe	28	L
1989	Kenston	19	Chagrin	7	W
1989	Kenston	24	West Geauga	14	W
		<b>95</b>		<b>235</b>	<b>2-8</b>

Chagrin Valley Conference Koballa					
1988	Kenston	0	Kent Roosevelt	20	L
1988	Kenston	24	Shaker Hts.	0	W
1988	Kenston	31	Mayfield	0	W
1988	Kenston	12	Orange	14	L
1988	Kenston	0	Solon	29	L
1988	Kenston	14	Chardon	7	W
1988	Kenston	21	Twinsburg	7	W
1988	Kenston	21	Wickliffe	14	W
1988	Kenston	21	Chagrin	6	W
1988	Kenston	13	West Geauga	6	W
		<b>157</b>		<b>103</b>	<b>7-3</b>

Chagrin Valley Conference Koballa					
1987	Kenston	13	Kent Roosevelt	22	L
1987	Kenston	30	Revere	0	W
1987	Kenston	20	Mayfield	14	W
1987	Kenston	6	Solon	28	L
1987	Kenston	21	Chardon	14	W
1987	Kenston	28	Twinsburg	0	W
1987	Kenston	3	Wickliffe	10	L
1987	Kenston	14	Chagrin	15	L
1987	Kenston	37	West Geauga	30	W
1987	Kenston	0	Orange	28	L
		<b>172</b>		<b>161</b>	<b>5-5</b>

Chagrin Valley Conference Koballa					
1986	Kenston	7	Mayfield	16	L
1986	Kenston	28	Kent Roosevelt	21	W
1986	Kenston	19	Revere	0	W
1986	Kenston	17	Solon	14	W
1986	Kenston	13	Chardon	6	W
1986	Kenston	28	Twinsburg	6	W
1986	Kenston	7	Wickliffe	10	L
1986	Kenston	33	Chagrin	0	W
1986	Kenston	29	West Geauga	0	W
1986	Kenston	13	Orange	0	W
1986	#Kenston	24	Trinity	21	W
1986	#Kenston	21	Campbell	7	W
1986	#Kenston	22	St. Clairsville	21	W
1986	#Kenston	6	C.A.P.E.	7	L
		<b>267</b>		<b>129</b>	<b>11-3</b>

ALL IN

# ALL-TIME SEASON

Chagrin Valley Conference		Koballa			
1985	Kenston	0	Mayfield	9	L
1985	Kenston	0	Kent Roosevelt	13	L
1985	Kenston	29	Youngstown South	6	W
1985	Kenston	7	Chardon	10	L
1985	Kenston	14	Wickliffe	42	L
1985	Kenston	12	Chargin	0	W
1985	Kenston	12	Orange	0	W
1985	Kenston	18	West Geauga	0	W
1985	Kenston	0	Solon	16	L
1985	Kenston	21	Twinsburg	7	W
		<b>113</b>		<b>103</b>	<b>5-5</b>

Chagrin Valley Conference		Gorby			
1984	Kenston	8	Mayfield	17	L
1984	Kenston	14	Kent Roosevelt	12	W
1984	Kenston	7	Westlake	10	L
1984	Kenston	14	Chardon	10	W
1984	Kenston	42	Twinsburg	0	W
1984	Kenston	21	Wickliffe	9	W
1984	Kenston	21	Chargin	18	W
1984	Kenston	21	West Geauga	3	W
1984	Kenston	26	Orange	0	W
1984	Kenston	34	Solon	6	W
		<b>208</b>		<b>85</b>	<b>8-2</b>

Chagrin Valley Conference		Gorby			
1983	Kenston	14	Mayfield	21	L
1983	Kenston	24	Conneaut	31	L
1983	Kenston	6	Westlake	17	L
1983	Kenston	41	Twinsburg	22	W
1983	Kenston	22	Wickliffe	35	L
1983	Kenston	10	Chargin	7	W
1983	Kenston	20	West Geauga	7	W
1983	Kenston	55	Orange	0	W
1983	Kenston	9	Solon	7	W
1983	Kenston	7	Chardon	9	L
		<b>208</b>		<b>156</b>	<b>5-5</b>

Chagrin Valley Conference		Gorby			
1982	Kenston	0	Chardon	14	L
1982	Kenston	26	Conneaut	7	W
1982	Kenston	6	Brooklyn	28	L
1982	Kenston	2	Twinsburg	0	W
1982	Kenston	6	Wickliffe	9	L
1982	Kenston	21	Chargin	6	W
1982	Kenston	2	West Geauga	3	L
1982	Kenston	15	Orange	7	W
1982	Kenston	14	Solon	3	W
1982	Kenston	25	Aurora	6	W
		<b>117</b>		<b>83</b>	<b>6-4</b>

Chagrin Valley Conference		Gorby			
1981	Kenston	12	Chardon	0	W
1981	Kenston	30	Conneaut	0	W
1981	Kenston	42	Brooklyn	16	W
1981	Kenston	9	Wickliffe	8	W
1981	Kenston	14	Chargin	13	W
1981	Kenston	13	West Geauga	0	W
1981	Kenston	14	Orange	7	W
1981	Kenston	14	Solon	6	W
1981	Kenston	28	Aurora	0	W
1981	Kenston	31	Twinsburg	14	W
1981	#Kenston	0	SVSM	23	L
		<b>207</b>		<b>87</b>	<b>10-1</b>

Chagrin Valley Conference		Gorby			
1980	Kenston	14	Warren Lebrae	12	W
1980	Kenston	27	Conneaut	8	W
1980	Kenston	17	Westlake	15	W
1980	Kenston	7	Wickliffe	2	W
1980	Kenston	7	Chargin	12	L
1980	Kenston	0	West Geauga	33	L
1980	Kenston	16	Orange	14	W
1980	Kenston	0	Solon	17	L
1980	Kenston	30	Aurora	0	W
1980	Kenston	28	Twinsburg	0	W
		<b>146</b>		<b>113</b>	<b>7-3</b>

Chagrin Valley Conference		Gorby			
1979	Kenston	7	Wickliffe	27	L
1979	Kenston	21	Conneaut	6	W
1979	Kenston	13	Madison	0	W
1979	Kenston	30	Chargin	19	W
1979	Kenston	0	West Geauga	7	L
1979	Kenston	6	Orange	13	L
1979	Kenston	0	Solon	0	T
1979	Kenston	12	Aurora	6	W
1979	Kenston	30	Twinsburg	7	W
1979	Kenston	22	Chardon	3	W
		<b>141</b>		<b>88</b>	<b>6-3-1</b>

Chagrin Valley Conference		Gorby			
1978	Kenston	17	Wickliffe	21	L
1978	Kenston	21	Conneaut	8	W
1978	Kenston	10	Madison	0	W
1978	Kenston	14	Chargin	7	W
1978	Kenston	14	West Geauga	0	W
1978	Kenston	8	Orange	21	L
1978	Kenston	7	Solon	42	L
1978	Kenston	10	Aurora	6	W
1978	Kenston	7	Twinsburg	15	L
1978	Kenston	27	Chardon	6	W
		<b>135</b>		<b>126</b>	<b>6-4</b>

Chagrin Valley Conference		Gorby			
1977	Kenston	15	Conneaut	6	W
1977	Kenston	46	Madison	0	W
1977	Kenston	7	West Geauga	16	L
1977	Kenston	28	Orange	0	W
1977	Kenston	13	Solon	21	L
1977	Kenston	38	Aurora	0	W
1977	Kenston	7	Twinsburg	25	L
1977	Kenston	9	Chardon	13	L
1977	Kenston	7	Chargin	12	L
1977	Kenston	9	Wickliffe	0	W
		<b>179</b>		<b>93</b>	<b>5-5</b>

Chagrin Valley Conference		Gorby			
1976	Kenston	28	Conneaut	14	W
1976	Kenston	14	Madison	0	W
1976	Kenston	15	West Geauga	13	L
1976	Kenston	12	Orange	14	L
1976	Kenston	13	Solon	27	L
1976	Kenston	53	Aurora	0	W
1976	Kenston	18	Twinsburg	7	W
1976	Kenston	3	Chardon	0	W
1976	Kenston	0	Chargin	17	L
1976	Kenston	7	Wickliffe	0	W
		<b>163</b>		<b>93</b>	<b>6-4</b>

Chagrin Valley Conference		Gorby			
1975	Kenston	14	Conneaut	0	W
1975	Kenston	20	Madison	7	W
1975	Kenston	0	Orange	0	T
1975	Kenston	7	Solon	19	L
1975	Kenston	38	Aurora	0	W
1975	Kenston	28	Twinsburg	0	W
1975	Kenston	34	Chardon	0	W
1975	Kenston	0	Chargin	7	L
1975	Kenston	24	West Geauga	22	W
1975	Kenston	0	Rittman	0	T
		<b>165</b>		<b>55</b>	<b>6-2-2</b>

Chagrin Valley Conference		Gorby			
1974	Kenston	17	Conneaut	0	W
1974	Kenston	19	Madison	0	W
1974	Kenston	23	Orange	21	W
1974	Kenston	0	Solon	6	L
1974	Kenston	38	Aurora	0	W
1974	Kenston	63	Twinsburg	6	W
1974	Kenston	30	Chardon	0	W
1974	Kenston	10	Chargin	7	W
1974	Kenston	14	West Geauga	0	W
1974	Kenston	36	Crestwood	3	W
		<b>250</b>		<b>43</b>	<b>9-1</b>

★ 4 - Combined total points of the 86 and 95 championship losses ★

# ALL-TIME SEASON

Chagrin Valley Conference Gorbey					
1973	Kenston	24	Conneaut	8	W
1973	Kenston	14	Madison	18	L
1973	Kenston	6	Solon	21	L
1973	Kenston	34	Aurora	6	W
1973	Kenston	24	Twinsburg	0	W
1973	Kenston	24	Chardon	0	W
1973	Kenston	0	Chagrin	5	L
1973	Kenston	30	West Geauga	17	W
1973	Kenston	34	Orange	0	W
1973	Kenston	8	Crestwood	6	W
		<b>198</b>		<b>81</b>	<b>7-3</b>

Chagrin Valley Conference Gorbey					
1972	Kenston	16	Conneaut	14	W
1972	Kenston	8	Madison	0	W
1972	Kenston	0	Solon	0	T
1972	Kenston	18	Aurora	0	W
1972	Kenston	16	Twinsburg	6	W
1972	Kenston	6	Chardon	6	T
1972	Kenston	0	Chagrin	29	L
1972	Kenston	24	West Geauga	22	W
1972	Kenston	16	Orange	9	W
1972	Kenston	37	Crestwood	0	W
		<b>141</b>		<b>86</b>	<b>7-2-1</b>

Chagrin Valley Conference Bair					
1971	Kenston	20	Conneaut	0	W
1971	Kenston	40	Brooklyn	0	W
1971	Kenston	22	Aurora	20	W
1971	Kenston	42	Twinsburg	0	W
1971	Kenston	28	Chardon	0	W
1971	Kenston	6	Chargin	14	L
1971	Kenston	22	West Geauga	13	W
1971	Kenston	18	Orange	21	L
1971	Kenston	30	Solon	8	W
1971	Kenston	58	Crestwood	0	W
		<b>286</b>		<b>76</b>	<b>8-2</b>

Chagrin Valley Conference Bair					
1970	Kenston	22	Conneaut	6	W
1970	Kenston	16	Brooklyn	0	W
1970	Kenston	34	Aurora	0	W
1970	Kenston	52	Twinsburg	15	W
1970	Kenston	28	Canton Lehman	8	W
1970	Kenston	0	Chargin	6	L
1970	Kenston	24	West Geauga	0	W
1970	Kenston	16	Orange	21	L
1970	Kenston	12	Solon	0	W
1970	Kenston	44	Waterloo	6	W
		<b>248</b>		<b>62</b>	<b>8-2</b>

Chagrin Valley Conference Bair					
1969	Kenston	6	Youngstown Liberty	14	L
1969	Kenston	0	Conneaut	6	L
1969	Kenston	20	Twinsburg	0	W
1969	Kenston	14	Chardon	12	W
1969	Kenston	8	Chagrin	6	W
1969	Kenston	26	West Geauga	12	W
1969	Kenston	42	Orange	0	W
1969	Kenston	40	Solon	0	W
1969	Kenston	14	Aurora	0	W
1969	Kenston	60	Waterloo	6	W
		<b>230</b>		<b>56</b>	<b>8-2</b>

Chagrin Valley Conference Bair					
1968	Kenston	14	Youngstown Liberty	0	W
1968	Kenston	26	Conneaut	8	W
1968	Kenston	56	Twinsburg	6	W
1968	Kenston	8	Chardon	18	L
1968	Kenston	14	Chagrin	0	W
1968	Kenston	6	West Geauga	28	L
1968	Kenston	0	Orange	8	L
1968	Kenston	20	Solon	12	W
1968	Kenston	6	Aurora	20	L
		<b>150</b>		<b>100</b>	<b>5-4</b>

Chagrin Valley Conference Hrabak					
1967	Kenston	16	Aurora	14	W
1967	Kenston	24	Beachwood	14	W
1967	Kenston	14	Solon	34	L
1967	Kenston	8	Chargin	32	L
1967	Kenston	14	West Geauga	14	T
1967	Kenston	28	Twinsburg	0	W
1967	Kenston	0	Orange	8	L
1967	Kenston	14	Nordonia	44	L
		<b>118</b>		<b>160</b>	<b>3-4-1</b>

Chagrin Valley Conference Hrabak					
1966	Kenston	0	Wadsworth	24	L
1966	Kenston	6	Aurora	16	L
1966	Kenston	24	Beachwood	0	W
1966	Kenston	0	Solon	18	L
1966	Kenston	0	Chargin	28	L
1966	Kenston	7	West Geauga	46	L
1966	Kenston	12	Twinsburg	0	W
1966	Kenston	0	Orange	42	L
1966	Kenston	12	Nordonia	26	L
		<b>61</b>		<b>200</b>	<b>2-7</b>

Chagrin Valley Conference Hrabak					
1965	Kenston	6	Wadsworth	6	T
1965	Kenston	0	Aurora	7	L
1965	Kenston	14	Willoughby South	22	L
1965	Kenston	14	Chargin	27	L
1965	Kenston	16	West Geauga	41	L
1965	Kenston	10	Twinsburg	6	W
1965	Kenston	12	Orange	6	W
1965	Kenston	16	Solon	22	L
1965	Kenston	26	Our Lady of Lourdes	12	W
		<b>114</b>		<b>149</b>	<b>3-5-1</b>

Chagrin Valley Conference Hrabak					
1964	Kenston	14	Wadsworth	22	L
1964	Kenston	10	Aurora	12	L
1964	Kenston	8	Willoughby South	20	L
1964	Kenston	22	Chargin	20	W
1964	Kenston	12	Twinsburg	0	W
1964	Kenston	0	West Geauga	12	L
1964	Kenston	6	Orange	16	L
1964	Kenston	0	Solon	12	L
1964	Kenston	36	Our Lady of Lourdes	6	W
		<b>108</b>		<b>120</b>	<b>3-6</b>

Great Lakes Conference Krohn					
1963	Kenston	0	Chagrin	32	L
1963	Kenston	42	Cuyahoga Hts.	26	W
1963	Kenston	14	Kirtland	22	L
1963	Kenston	6	Newbury	15	L
1963	Kenston	18	West Geauga	0	W
1963	Kenston	22	Wadsworth	55	L
1963	Kenston	28	Burton	14	W
1963	Kenston	34	Middlefield Cardinal	14	W
1963	Kenston	8	Aurora	16	L
		<b>172</b>		<b>194</b>	<b>4-5</b>

Great Lakes Conference Krohn					
1962	Kenston	0	Chagrin	12	L
1962	Kenston	12	Cuyahoga Hts.	8	W
1962	Kenston	8	Kirtland	20	L
1962	Kenston	16	West Geauga	6	W
1962	Kenston	32	Burton	26	W
1962	Kenston	6	Our Lady of Lourdes	8	L
1962	Kenston	24	Newbury	6	W
1962	Kenston	8	Middlefield Cardinal	12	L
1962	Kenston	14	Aurora	16	L
		<b>120</b>		<b>114</b>	<b>4-5</b>

★ 3 - State final football appearances ★

# ALL-TIME SEASON

Great Lakes League Schrock					
1961	Kenston	14	Chargin	42	L
1961	Kenston	34	Newbury	14	W
1961	Kenston	14	Solon	14	T
1961	Kenston	14	West Geauga	38	L
1961	Kenston	0	Kirtland	20	L
1961	Kenston	20	Middlefield Cardinal	38	L
1961	Kenston	6	Burton	12	L
1961	Kenston	38	Lutheran East	6	W
1968	Kenston	6	Aurora	20	L
		<b>140</b>		<b>184</b>	<b>2-5-1</b>

Great Lakes League Schrock					
1960	Kenston	12	Thompson	0	W
1960	Kenston	8	Chargin	0	W
1960	Kenston	14	Newbury	8	W
1960	Kenston	8	Solon	20	L
1960	Kenston	26	West Geauga	8	W
1960	Kenston	25	Kirtland	6	W
1960	Kenston	14	Middlefield Cardinal	6	W
1960	Kenston	0	Burton	6	L
1960	Kenston	44	Cleveland Lutheran East	18	W
1960	Kenston	14	Aurora	0	W
		<b>165</b>		<b>72</b>	<b>8-2</b>

Geauga County League Schrock					
1959	Kenston	0	Chargin	6	L
1959	Kenston	0	Newbury	36	L
1959	Kenston	0	Alliance	12	L
1959	Kenston	8	West Geauga	32	L
1959	Kenston	44	Thompson	6	W
1959	Kenston	8	Middlefield Cardinal	36	L
1959	Kenston	16	Burton	8	W
1959	Kenston	12	Cleveland Lutheran East	14	L
1968	Kenston	6	Aurora	20	L
		<b>88</b>		<b>150</b>	<b>2-6</b>

Geauga County League Schrock					
1958	Kenston	22	Chargin	30	L
1958	Kenston	8	Newbury	0	W
1958	Kenston	6	Kent State UHS	12	L
1958	Kenston	12	West Geauga	34	L
1958	Kenston	46	Thompson	22	W
1958	Kenston	30	Middlefield	28	W
1958	Kenston	8	Burton	20	L
1958	Kenston	36	Cleveland Lutheran East	6	W
		<b>168</b>		<b>152</b>	<b>4-4</b>

Geauga County League Schrock					
1957	Kenston	19	Chargin	45	L
1957	Kenston	6	Newbury	0	W
1957	Kenston	0	Kent State UHS	33	L
1957	Kenston	0	West Geauga	20	L
1957	Kenston	6	Thompson	9	L
1957	Kenston	0	Middlefield	19	L
1957	Kenston	6	Burton	20	L
1957	Kenston	7	Ashtabula St. John	13	L
		<b>44</b>		<b>159</b>	<b>1-7</b>

Geauga County League Donaldson					
1956	Kenston	0	Chargin	46	L
1956	Kenston	0	Newbury	12	L
1956	Kenston	6	West Geauga	13	L
1956	Kenston	12	Thompson	13	L
1956	Kenston	0	Middlefield	21	L
1956	Kenston	13	Burton	14	L
		<b>31</b>		<b>119</b>	<b>0-6</b>

Geauga County League Hess					
1955	Kenston	13	Chargin	32	L
1955	Kenston	0	Newbury	19	L
1955	Kenston	32	Kirtland	20	W
1955	Kenston	6	West Geauga	0	W
1955	Kenston	28	Thompson	7	W
1955	Kenston	21	Middlefield	32	L
1955	Kenston	7	Burton	40	L
1955	Kenston	6	Aurora	13	L
		<b>113</b>		<b>163</b>	<b>3-5</b>

Geauga County League Hess					
1954	Kenston	0	Chargin	39	L
1954	Kenston	15	Newbury	20	L
1954	Kenston	13	West Geauga	7	W
1954	Kenston	26	Thompson	6	W
1954	Kenston	0	Middlefield	20	L
1954	Kenston	31	Burton	21	W
1954	Kenston	14	Aurora	7	W
1954	Kenston	21	Jefferson	7	W
		<b>120</b>		<b>127</b>	<b>5-3</b>

Geauga County League Hess					
1953	Kenston	0	Chargin	13	L
1953	Kenston	0	Newbury	0	T
1953	Kenston	0	West Geauga	27	L
1953	Kenston	33	Thompson	0	W
1953	Kenston	34	Middlefield	0	W
1953	Kenston	6	Magadore	19	L
1953	Kenston	38	Burton	0	W
1953	Kenston	7	Jefferson	18	L
		<b>118</b>		<b>77</b>	<b>8-2</b>

## Bainbridge Bombers

Geauga County League Tucek					
1952	Bainbridge HS	31	Burton	0	W
1952	Bainbridge HS	30	Newbury	12	W
1952	Bainbridge HS	24	Middlefield	7	W
1952	Bainbridge HS	28	Newbury	12	W
1952	Bainbridge HS	20	West Geauga	6	W
1952	Bainbridge HS	47	Middlefield	6	W
		<b>150</b>		<b>100</b>	<b>5-4</b>

ALL IN

★ Most years in the OHSAA playoffs - 37 by Newark Catholic HS ★

**BOMBER**



**2022**  
**FOOTBALL**  
*Team Statistics*

**ALL IN**



# YEAR BY YEAR TEAM DEFENSE STATS

Year	Rushing	Rushing Average	Passing	Passing Average	Total Opponent Offense	Total Average	TPF	TP Avg	Games
2021	2392	184	1141	87.8	3533	271.8	243	18.7	13
2020	1422	203.1	803	114.7	2225	317.9	169	24.2	7
2019	1580	143.6	1124	102.2	2704	245.8	136	12.3	11
2018	2290	152.6	1914	127.6	4204	280.3	251	16.7	15
2017	1978	197.8	1286	128.6	3254	325.4	213	21.3	10
2016	2377	233.7	2258	225.8	4635	463.5	386	38.6	10
2015	2449	244.9	1457	145.7	3906	390.6	307	30.7	10
2014	1369	136.9	1203	120.3	2572	257.2	180	16.4	11
2013	2234	223.4	1486	148.6	3720	372	339	30.8	11
2012	1925	192.5	1235	123.5	3160	316	295	24.6	12
2011	1597	159.7	1181	118.1	2715	271.5	241	24.1	10
2010	1505	150.5	1352	135.2	2854	285.4	210	19.1	11
2009	1462	146.2	933	93.3	2395	239.5	160	16	10
2008	1699	166.9	1579	159.9	3278	327.9	280	28	10
2007	1586	158.6	1119	111.9	2705	270.5	188	18.8	10
2006	1306	130.6	782	78.2	2088	208.8	156	15.6	10
2005	1268	126.8	1074	107.4	2342	234.2	155	15.5	10
2004	1541	154.1	1114	111.4	2642	264.2	206	20.6	10
2003	1612	162.2	1815	181.5	3427	342.7	200	20	10
2002	1296	129.6	986	98.6	2282	228.2	200	20	10
2001	1000	100	794	79.4	1794	179.4	155	15.5	10
2000	1310	131.1	837	83.7	2147	214.7	158	14.4	11
1999	1306	130.6	1066	106.6	2372	237.2	194	19.4	10
1998	1118	111.8	1125	112.5	2243	224.3	123	12.3	10
1997	1427	142.7	1102	110.2	2529	252.9	194	17.6	11
1996	1427	142.7	740	74	2167	216.7	159	15.9	10
1995	637	63.7	918	91.8	1555	155.5	73	5.2	14
1994	1331	133.1	603	60.3	1934	193.4	160	16	10
1993	718	71.8	787	78.7	1505	150.5	81	8.1	10
1992	502	56	435	48	937	104	28	2.8	10
1991	1015	113	765	65	1780	198	112	11.2	10
1990	1099	110	582	58	1681	168.1	158	15.8	10
1989	2160	216	1093	109.3	3153	315.3	235	23.5	10
1988	1456	145.6	1112	111.2	2568	256.8	103	10.3	10
1987	809	81	1131	113	1960	196	161	16.1	10
1986	587	58.7	833	83.3	1420	142	129	9.2	14
1985	1115	111.5	637	63.7	1752	175.2	103	10.3	10
1984	715	71.5	1004	100.4	1719	171.9	85	8.5	10
1983	1299	129.9	529	52.9	1828	182.8	156	15.6	10
1982	1217	121.7	611	61.1	1828	182.8	83	8.3	10
1981	731	73.1	345	34.5	1096	109.6	87	7.9	11
1980	909	90.9	808	80.8	1717	171.7	113	11.3	10
1979	1382	138.2	547	54.7	1929	192.9	88	8.8	10
1978	1456	145.6	548	54.8	2004	200.4	126	12.6	10

ALL IN

# YEAR BY YEAR DEFENSE STATS

YEAR	PLAYER	SEASON TACKLES	PO TACKLES	TOTAL TACK	SACK	PO SACK	TOTAL SACK	INT	PO INT	TOTAL INT
2018	Matt Ikiodi	105	42	147	4	2	6	0	3	3
2018	Logan Vargo	102	43	145	1	0	0	0	0	0
2018	Joe Staudenbauer	105	20	125	7	0	0	0	0	0
2018	Anthony Valocchi	50	25	75	2	0	2	0	0	0
2018	Tim Matty	37	26	63	3	2	5	0	0	0
2018	Kole Jarzembak	31	29	60	0	0	0	1	0	1
2018	Mitch Sotera	28	23	51	0	1	1	0	0	0
2018	Tyler Mintz	27	20	47	0	0	0	1	5	6
2018	Nick Franklin	43	4	47	1	0	0	0	1	1
2018	Bransen Stanley	35	11	46	0	0	0	1	2	3
2018	Dorian Talley	35	9	44	0	0	0	0	1	1
2018	Max Czech	35	5	40	0	0	0	0	0	0
2018	Jake Englehart	18	15	33	5	0	5	0	0	0
2018	Branden Schroeder	20	5	25	2	0	2	0	0	0
2018	Eric Dombrowski	24	0	24	3	0	0	0	0	0
2018	Evan Frygier	10	5	15	0	0	0	0	0	0
2018	Frank DiMarco	9	2	11	0	0	0	0	0	0
2018	Connor Kramer	6	3	9	0	0	0	0	0	0
2018	J.D. Miller	8	0	8	0	0	0	0	0	0
2018	Javion Middleton	5	0	5	0	0	0	0	0	0
2018	Donaldo Valadez	4	0	4	0	0	0	0	0	0
2018	Michael (Sweetness) Payton	4	0	4	0	0	0	0	0	0
2018	Jack Porter	3	1	4	0	0	0	0	0	0
2018	Steve (Cowboy) Kale	3	0	3	0	0	0	0	0	0
2018	Garrett Uhlir	2	0	2	0	0	0	0	0	0
2018	Paxton Phillips	1	0	1	0	0	0	0	0	0
2018	George Sell	1	0	1	0	0	0	0	0	0
2018	Jonathan Abbarno	1	0	1	0	0	0	0	0	0
2018	Justin Schroeder	1	0	0	0	0	0	0	0	0
2018	Kory LeHue	1	0	0	0	0	0	0	0	0
2018	Nick Cowoski	1	0	0	0	0	0	0	0	0
2018	Joe Martin	1	0	0	0	0	0	0	0	0
2018	Branden (Indiana) Krupp	1	0	0	0	0	0	0	0	0
2017	Nick Dombrowski	50	0	0	0	0	0	4	0	0
2017	Tyler Mintz	35	0	0	0	0	0	3	0	0
2017	Kee-Shaun Merrill	10	0	0	0	0	0	3	0	0
2017	Matt Ikiodi	67	0	0	3	0	0	2	0	0
2017	Nick Franklin	46	0	0	0	0	0	2	0	0
2017	Sam Leygraaf	59	0	0	1	0	0	1	0	0
2017	Bransen Stanley	23	0	0	1	0	0	1	0	0
2017	Connor Kure	63	0	0	4	0	0	0	0	0
2017	Parker Deuley	34	0	0	3	0	0	0	0	0
2017	Logan Vargo	58	0	0	1	0	0	0	0	0
2017	Joe Staudenbauer	53	0	0	1	0	0	0	0	0
2017	Brandon Oakes	13	0	0	1	0	0	0	0	0
2017	Jake Englehart	19	0	0	0	0	0	0	0	0

YEAR	PLAYER	SEASON TACKLES	PO TACKLES	TOTAL TACK	SACK	PO SACK	TOTAL SACK	INT	PO INT	TOTAL INT
2017	Tim Matty	13	0	0	0	0	0	0	0	0
2017	Mitch Sotera	9	0	0	0	0	0	0	0	0
2017	Austin Safko	7	0	0	0	0	0	0	0	0
2017	Tyler Kestranek	6	0	0	0	0	0	0	0	0
2017	Javion Middleton	5	0	0	0	0	0	0	0	0
2017	D.J. Delamette	5	0	0	0	0	0	0	0	0
2017	Max Czech	4	0	0	0	0	0	0	0	0
2017	Jeremiah Jones	4	0	0	0	0	0	0	0	0
2017	Jack Porter	4	0	0	0	0	0	0	0	0
2017	Carson Brown	3	0	0	0	0	0	0	0	0
2017	Mike Adams	3	0	0	0	0	0	0	0	0
2017	Kole Jarzembak	2	0	0	0	0	0	0	0	0
2017	Eric Dombrowski	2	0	0	0	0	0	0	0	0
2017	Connor Kramer	2	0	0	0	0	0	0	0	0
2017	Patrick Vanderbilt	1	0	0	0	0	0	0	0	0
2017	Chase King	1	0	0	0	0	0	0	0	0
2017	Blake Torres	1	0	0	0	0	0	0	0	0
2017	Harris Skaramagas	1	0	0	0	0	0	0	0	0
2017	Todd Gruden	1	0	0	0	0	0	0	0	0
2017	Matt Fecko	1	0	0	0	0	0	0	0	0
2017	Brandon Schroeder	0	0	0	0	0	0	0	0	0
2016	Tyler Mintz	31	0	0	0	0	0	3	0	0
2016	Sam Leygraaf	29	0	0	1	0	0	1	0	0
2016	Dorian Talley	24	0	0	0	0	0	1	0	0
2016	Spencer Zak	40	0	0	4	0	0	0	0	0
2016	Dylan Borland	16	0	0	3	0	0	0	0	0
2016	Nick Hanna	30	0	0	2	0	0	0	0	0
2016	Christian Lamont	20	0	0	1	0	0	0	0	0
2016	Conner Kure	70	0	0	0	0	0	0	0	0
2016	Joe Staudenbauer	32	0	0	0	0	0	0	0	0
2016	Scott Sciuva	30	0	0	0	0	0	0	0	0
2016	Matt Ikiodi	25	0	0	0	0	0	0	0	0
2016	Michael Swartz	23	0	0	0	0	0	0	0	0
2016	Jacob Deuley	22	0	0	0	0	0	0	0	0
2016	Caleb Dancy	21	0	0	0	0	0	0	0	0
2016	Jack Porter	17	0	0	0	0	0	0	0	0
2016	Nick Dombrowski	12	0	0	0	0	0	0	0	0
2016	Cole Jarzenbak	6	0	0	0	0	0	0	0	0
2016	Drew Kowalczyk	6	0	0	0	0	0	0	0	0
2016	Tyler Walters	6	0	0	0	0	0	0	0	0
2016	Nick Franklin	5	0	0	0	0	0	0	0	0
2016	Jacob Sapolin	5	0	0	0	0	0	0	0	0
2016	Austin Safko	4	0	0	0	0	0	0	0	0
2016	Dylan Hayko	3	0	0	0	0	0	0	0	0
2016	Mike Leshner	3	0	0	0	0	0	0	0	0
2016	Keyshawn Merrill	3	0	0	0	0	0	0	0	0

ALL IN





# YEAR BY YEAR DEFENSE STATS

YEAR	PLAYER	SEASON TACKLES	PO TACKLES	TOTAL TACK	SACK	PO SACK	TOTAL SACK	INT	PO INT	TOTAL INT
2016	Brad Verbek	3	0		0			0		
2016	Frank DiMarco	2	0		0			0		
2016	Bransen Stanley	2	0		0			0		
2016	James Thigpen	2	0		0			0		
2016	Jimmy Burg	1	0		0			0		
2016	Connor Kramer	1	0		0			0		
2016	Alex Robarge	1	0		0			0		
2016	Mitch Sattara	1	0		0			0		
2016	Logan Vargo	1	0		0			0		
2015	Mikey Thigpen	44	0		0			3		
2015	Payton Holsinger	36	0		0			1		
2015	Charlie Randall	33	0		0			1		
2015	Colin Kure	121	0		5			0		
2015	Matt Shell	49	0		3			0		
2015	Dylan Borland	26	0		3			0		
2015	Zach Silbermann	13	0		3			0		
2015	Nick Hanna	33	0		2			0		
2015	Sam Slezak	49	0		1.5			0		
2015	Ro'mayle Terry	56	0		1			0		
2015	Ryan Cozzens	28	0		1			0		
2015	Caleb Dancy	20	0		1			0		
2015	Cole Maniglia	19	0		0.5			0		
2015	Cordell Holmes	33	0		0			0		
2015	Theo Stokes	27	0		0			0		
2015	Spencer Zak	16	0		0			0		
2015	Parker Deuley	14	0		0			0		
2015	Gino Colavecchio	12	0		0			0		
2015	Austin Yeary	10	0		0			0		
2015	Kyle Richter	10	0		0			0		
2015	Scott Sciava	9	0		0			0		
2015	Austin Saffo	7	0		0			0		
2015	Tyler Walters	6	0		0			0		
2015	Christian Cassaro	6	0		0			0		
2015	Barrett Weber	4	0		0			0		
2015	Noah Lewis	3	0		0			0		
2015	Mike Cirna	3	0		0			0		
2015	McKade Hatfield	3	0		0			0		
2015	Matt Klodi	2	0		0			0		
2015	Ryan Toft	1	0		0			0		
2015	Brandon Schroeder	1	0		0			0		
2015	Parker Gdula	1	0		0			0		
2014	Zach Silbermann	104	10	114	7	0	7	0	0	0
2014	Josh Hummer	86	5	91	0	0	0	0	0	0
2014	Jeremy Wyers	76	10	86	0	0	0	2	1	3
2014	Colin Kure	71	11	82	6	0	6	1	0	1
2014	Lovell Spruce	56	10	66	10	0	10	0	0	0

YEAR	PLAYER	SEASON TACKLES	PO TACKLES	TOTAL TACK	SACK	PO SACK	TOTAL SACK	INT	PO INT	TOTAL INT
2014	Will Bush	51	4	55	12	0	12	1	0	1
2014	Parker Deuley	33	7	40	0	0	0	1	0	1
2014	Ryan Cozzens	26	7	33	0	0	0	1	0	1
2014	Ben Blazek	27	1	28	2	0	2	0	0	0
2014	Romayle Terry	24	0	24	0	0	0	0	0	0
2014	Max Seewald	21	0	21	0	0	0	2	0	2
2014	Charlie Randall	21	0	21	0	0	0	1	0	1
2014	Dylan Borland	17	0	17	3	0	3	0	0	0
2014	Nick Cirna	16	0	16	1	0	1	0	0	0
2014	Mike Kruger	16	0	16	0	0	0	0	0	0
2014	Jake Silbermann	7	2	9	0	0	0	0	0	0
2014	Sam Slezak	3	2	5	1	0	1	0	0	0
2014	Mike Nero	5	0	5	0	0	0	0	0	0
2014	James Thigpen	2	2	4	0	0	0	0	0	0
2014	Cordell Holmes	3	0	3	0	0	0	0	0	0
2014	Kyle Richter	3	0	3	0	0	0	0	0	0
2014	Austin Yeary	3	0	3	0	0	0	0	0	0
2014	Mike Shahan	2	0	2	0	0	0	0	0	0
2014	Theo Stokes	2	0	2	0	0	0	0	0	0
2014	J. Weemhoff	2	0	2	0	0	0	0	0	0
2014	Kyle Apshago	1	0	1	0	0	0	0	0	0
2014	Ben DeFranco	1	0	1	0	0	0	0	0	0
2014	Cole Maniglia	1	0	1	0	0	0	0	0	0
2014	Matt Shell	1	0	1	0	0	0	0	0	0
2014	Mikey Thigpen	1	0	1	0	0	0	0	0	0
2014	Taylor Beasley	8	0	0	0	0	0	0	0	0
2014	Nick Hanna	5	0	0	0	0	0	0	0	0
2013	Sam Gambatese	105	7	112	3	0	3	0	0	0
2013	Zach Silbermann	95	8	103	2	0	2	0	0	0
2013	Josh Hummer	79	4	83	1	0	1	1	0	1
2013	Billy McDermott	73	5	82	2	0	2	1	0	1
2013	Jeremy Wyers	75	0	75	0	0	0	2	0	2
2013	Drew Weninger	50	3	53	0	0	0	2	0	2
2013	Parker Deuley	36	4	40	0	0	0	2	0	2
2013	Anthony Hajdu	32	3	34	1	0	1	0	0	0
2013	Mike Kruger	30	0	30	1	0	1	0	0	0
2013	Lovell Spruce	22	0	22	2	0	2	0	0	0
2013	Duncan Bauer	19	0	19	0	0	0	0	0	0
2013	Charlie Randall	16	1	17	0	0	0	0	0	0
2013	Rudy Rosznyai	14	1	15	4	0	4	0	0	0
2013	Will Bush	12	2	14	3	0	3	0	0	0
2013	Colin Kure	7	3	10	0	0	0	0	0	0
2013	Anthony Martin	9	0	9	0	0	0	0	0	0
2013	David Clayton	7	2	9	0	0	0	0	0	0
2013	Pedro Velasco	7	1	8	0	0	0	2	0	2
2013	Mitch Lyon	6	0	6	0	0	0	0	0	0

\*Individual defensive stats only available from 2012 to present

ALL IN

# YEAR BY YEAR DEFENSE STATS

YEAR	PLAYER	SEASON TACKLES	PO TACKLES	TOTAL TACK	SACK	PO SACK	TOTAL SACK	INT	PO INT	TOTAL INT
2013	Austin Yeary	6	0	6	0	0	0	0	0	0
2013	Alan Fryger	5	0	5	0	0	0	0	0	0
2013	Nick Lewis	5	0	5	0	0	0	0	0	0
2013	McKade Hatfield	2	3	5	0	0	0	0	0	0
2013	Jake Silbermann	3	0	3	0	0	0	0	0	0
2013	Sal Barbarotta	2	0	2	0	0	0	0	0	0
2013	Ryan Cozzens	2	0	2	0	0	0	0	0	0
2013	Peyton Holsinger	2	0	2	0	0	0	0	0	0
2013	Mikey Bell	1	0	1	0	0	0	0	0	0
2013	Von Houk	1	0	1	0	0	0	0	0	0
2013	Sam Johnson	1	0	1	0	0	0	0	0	0
2013	Sam Slezak	1	0	1	0	0	0	0	0	0
2013	Braden Wyers	1	0	1	0	0	0	0	0	0
2012	Adam Gray	85	20	105	1	0	1	0	0	0
2012	Andrew Soltay	83	13	96	2	0	2	1	0	1
2012	Sean O'Connor	55	26	81	0.5	0	0.5	0	0	0
2012	Ryan Snedeker	66	12	78	6.5	3	9.5	0	0	0
2012	Ryan Malik	53	20	73	2	1	3	0	0	0
2012	Guy Leygraaf	68	4	72	0	0	0	0	0	0
2012	Jesse Phan	55	14	69	0	0	0	4	1	5
2012	Billy McDermott	24	14	38	1	0	1	0	0	0
2012	Russ Lewis	28	7	35	3	0	3	0	0	0
2012	Mike Kruger	31	3	34	4	0	4	0	0	0

YEAR	PLAYER	SEASON TACKLES	PO TACKLES	TOTAL TACK	SACK	PO SACK	TOTAL SACK	INT	PO INT	TOTAL INT
2012	Drew Weninger	19	11	30	0	0	0	0	0	0
2012	Sam Gambatese	22	0	22	0	0	0	0	0	0
2012	Pedro Velasco	18	2	20	0	0	0	1	0	1
2012	Dylan Johnson	19	0	19	1	0	1	0	0	0
2012	Josh Hummer	13	0	13	0	0	0	0	0	0
2012	Justin Abbarno	9	0	9	0	0	0	0	0	0
2012	Charlie Randall	7	0	7	0	0	0	0	0	0
2012	Zach Silbermann	6	0	6	0	0	0	0	0	0
2012	Anthony Martin	5	0	5	0	0	0	0	0	0
2012	David Clayton	4	0	4	0	0	0	0	0	0
2012	Jake Silbermann	4	0	4	0	0	0	0	0	0
2012	Duncan Bauer	3	0	3	0	0	0	0	0	0
2012	Jack Quigley	3	0	3	0	0	0	0	0	0
2012	Dan Rees	3	0	3	0	0	0	0	0	0
2012	Justin Baker	2	0	2	0	0	0	0	0	0
2012	Eric Hoefler	2	0	2	0	0	0	0	0	0
2012	Austin Laconti	2	0	2	0	0	0	0	0	0
2012	Rudy Rosznyai	2	0	2	0	0	0	0	0	0
2012	Parker Deuley	1	0	1	0	0	0	0	0	0
2012	Anthony Hajdu	1	0	1	0	0	0	0	0	0
2012	Ken Holland	1	0	1	0	0	0	0	0	0
2012	Colin Kure	1	0	1	0	0	0	0	0	0

\*Individual defensive stats only available from 2012 to present

ALL IN



# TOP 20 TEAM DEFENSE

TOP 20 TEAM RUSHING		
YEAR	RUSHING	GAMES
1992	502	10
1986	587	14
1995	637	14
1984	715	10
1993	718	10
1981	731	11
1987	809	10
1980	909	10
2001	1000	10
1991	1015	10
1990	1099	10
1985	1115	10
1998	1118	10
1982	1217	10
2005	1268	10
2002	1296	10
1983	1299	10
2006	1306	10
1999	1306	10
2000	1310	11

TOP 20 TEAM PASSING		
YEAR	PASSING	GAMES
1981	345	11
1992	435	10
1983	529	10
1979	547	10
1978	548	10
1990	582	10
1994	603	10
1982	611	10
1985	637	10
1996	740	10
1991	765	10
2006	782	10
1993	787	10
2001	794	10
2020	803	7
1980	808	10
1986	833	14
2000	837	11
1995	918	14
2009	933	10

TOP 20 TEAM TOTAL YARDS		
YEAR	TOTAL OPPONENT OFFENSE	GAMES
1992	937	10
1981	1096	11
1986	1420	14
1993	1505	10
1995	1555	14
1990	1681	10
1980	1717	10
1984	1719	10
1985	1752	10
1991	1780	10
2001	1794	10
1983	1828	10
1982	1828	10
1979	1929	10
1994	1934	10
1987	1960	10
1978	2004	10
2006	2088	10
2000	2147	11
1996	2167	10

TOP 20 TEAM TOTAL POINTS		
YEAR	TPA	GAMES
1992	28	10
1995	73	14
1993	81	10
1982	83	10
1984	85	10
1981	87	11
1979	88	10
1988	103	10
1985	103	10
1991	112	10
1980	113	10
1998	123	10
1978	126	10
1986	129	14
2019	136	11
2005	155	10
2001	155	10
2006	156	10
1983	156	10
2000	158	11

TOP 20 TEAM RUSHING AVG		
YEAR	RUSHING	GAMES
1992	56	10
1986	58.7	14
1995	63.7	14
1984	71.5	10
1993	71.8	10
1981	73.1	11
1987	81	10
1980	90.9	10
2001	100	10
1990	110	10
1985	111.5	10
1998	111.8	10
1991	113	10
1982	121.7	10
2005	126.8	10
2002	129.6	10
1983	129.9	10
2006	130.6	10
1999	130.6	10
2000	131.1	11

TOP 20 TEAM PASSING AVG		
YEAR	PASSING	GAMES
1981	34.5	11
1992	48	10
1983	52.9	10
1979	54.7	10
1978	54.8	10
1990	58	10
1994	60.3	10
1982	61.1	10
1985	63.7	10
1991	65	10
1996	74	10
2006	78.2	10
1993	78.7	10
2001	79.4	10
1980	80.8	10
1986	83.3	14
2000	83.7	11
2021	87.8	13
1995	91.8	14
2009	93.3	10

TOP 20 TEAM TOTAL YARDS AVG		
YEAR	TOTAL OPPONENT OFFENSE	GAMES
1992	104	10
1981	109.6	11
1986	142	14
1993	150.5	10
1995	155.5	14
1990	168.1	10
1980	171.7	10
1984	171.9	10
1985	175.2	10
2001	179.4	10
1983	182.8	10
1982	182.8	10
1979	192.9	10
1994	193.4	10
1987	196	10
1991	198	10
1978	200.4	10
2006	208.8	10
2000	214.7	11
1996	216.7	10

TOP 20 TEAM TOTAL POINTS AVG		
YEAR	TPA	GAMES
1992	2.8	10
1995	5.2	14
1981	7.9	11
1993	8.1	10
1982	8.3	10
1984	8.5	10
1979	8.8	10
1986	9.2	14
1988	10.3	10
1985	10.3	10
1991	11.2	10
1980	11.3	10
2019	12.3	11
1998	12.3	10
1978	12.6	10
2000	14.4	11
2005	15.5	10
2001	15.5	10
2006	15.6	10
1983	15.6	10

ALL IN

# YEAR BY YEAR TEAM OFFENSE STATS

Year	Rushing	Rushing Average	Passing	Passing Average	Total Offense	Total Average	TPF	TP Avg	Games
2021	2466	189.7	1679	129.2	4145	318.9	312	24	13
2020	783	111.9	1028	146.9	1811	258.7	139	19.9	7
2019	1828	166.2	2289	208.1	4117	374.3	368	33.4	11
2018	3407	227.1	3032	202.2	6439	429.3	605	40.3	15
2017	2150	215	1843	184.3	3993	399.3	365	36.5	10
2016	1366	136.6	1537	157.3	2903	290.3	189	18.9	10
2015	1847	184.7	1425	142.5	3272	322.7	205	20.5	10
2014	1815	181.5	2122	212.2	3937	393.7	373	33.9	11
2013	2328	232.8	1775	177.5	4108	410.8	340	30.9	11
2012	2461	246.1	1195	119.5	3656	365.6	395	32.9	12
2011	2444	244.4	891	89.1	3335	333.5	269	26.9	10
2010	2607	260.7	662	66.2	3269	326.9	275	25	10
2009	2034	203.4	754	75.4	2788	278.8	195	19.5	10
2008	1292	129.2	170	17	1462	146.2	100	10	10
2007	1758	175.8	1601	160.1	3359	335.9	280	28	10
2006	1613	181.3	986	98.6	2799	279.9	227	22.7	10
2005	1921	192.1	883	88.3	2804	280.4	235	23.5	10
2004	1401	140.1	875	87.5	2276	227.6	156	15.6	10
2003	876	87.6	1380	130.8	2256	225.6	176	17.6	10
2002	1553	155.3	1584	158.4	3137	313.7	229	22.9	10
2001	1959	195.9	1534	153.4	3493	349.3	225	22.5	10
2000	1645	164.5	1059	105.9	2704	270.4	171	15.5	11
1999	1507	150.7	734	73.4	2241	224.1	100	10	10
1998	1478	147.8	1311	131.1	2789	278.9	167	16.7	10
1997	2287	228.7	1142	114.2	3429	342.9	191	17.4	11
1996	1363	136.3	1039	103.9	2402	240.2	147	14.7	10
1995	2313	231.3	834	83.4	3147	314.7	257	18.4	14
1994	1685	168.5	968	96.8	2653	265.3	171	17.1	10
1993	1654	165.4	578	57.8	2232	223.2	143	14.3	10
1992	1550	172	872	87.2	2422	269.1	208	20.8	10
1991	1763	196	519	51.8	2252	253.6	150	15	10
1990	1190	119	346	34.6	1536	153.6	113	11.3	10
1989	1095	109.5	323	32.3	1318	131.8	95	9.5	10
1988	1952	195.5	532	53.2	2484	248.4	157	15.7	10
1987	2344	234	729	72.9	3072	307.3	172	17.2	10
1986	1938	193.8	653	65.3	2591	259.1	267	19.1	14
1985	1207	120.7	777	77.7	1914	191.4	113	11.3	10
1984	2614	261.4	622	62.2	3236	323.6	208	20.8	10
1983	2106	210.6	917	91.7	3023	302.3	205	20.5	10
1982	1337	133.7	686	68.6	2023	202.3	117	11.7	10
1981	1632	163.2	750	75	2382	238.2	207	18.8	11
1980	1709	170.9	761	76.1	2470	247	146	14.6	10
1979	1711	171.1	375	37.5	2086	208.6	141	14.1	10
1978	1573	157.3	857	85.7	2430	243	135	13.5	10

ALL IN



# TOP 20 TEAM OFFENSE

TOP 20 TEAM RUSHING		
YEAR	RUSHING	GAMES
2018	3407	15
2010	2607	10
2021	2466	13
2012	2461	12
2011	2444	10
2013	2328	11
2017	2150	10
2009	2034	10
2001	1959	10
2005	1921	10
2015	1847	10
2019	1828	11
2014	1815	11
2007	1758	10
2000	1645	11
2006	1613	10
2002	1553	10
1999	1507	10
2004	1401	10
2016	1366	10

TOP 20 TEAM PASSING		
YEAR	PASSING	GAMES
2018	3032	15
2019	2289	11
2014	2122	11
2017	1843	10
2013	1775	11
2021	1679	13
2007	1601	10
2002	1584	10
2016	1537	10
2001	1534	10
2015	1425	10
2003	1380	10
1998	1311	10
2012	1195	12
1997	1142	11
2000	1059	11
1996	1039	10
2020	1028	7
2006	986	10
1994	968	10

TOP 20 TEAM TOTAL YARDS		
YEAR	TOTAL OFFENSE	GAMES
2018	6439	15
2021	4145	13
2019	4117	11
2013	4108	11
2017	3993	10
2014	3937	11
2012	3656	12
2001	3493	10
1997	3429	11
2007	3359	10
2011	3335	10
2015	3272	10
2010	3269	10
1984	3236	10
1995	3147	14
2002	3137	10
1987	3072	10
1983	3023	10
2016	2903	10
2005	2804	10

TOP 20 TEAM TOTAL POINTS		
YEAR	TPF	GAMES
2018	605	15
2012	395	12
2014	373	11
2019	368	11
2017	365	10
2013	340	11
2007	280	10
2010	275	10
2011	269	10
1986	267	14
1995	257	14
2005	235	10
2002	229	10
2006	227	10
2001	225	10
1992	208	10
1984	208	10
1981	207	11
2015	205	10
1983	205	10

TOP 20 TEAM RUSHING AVG	
YEAR	RUSHING AVERAGE
1984	261.4
2010	260.7
2012	246.1
2011	244.4
1987	234
2013	232.8
1995	231.3
1997	228.7
2018	227.1
2017	215
1983	210.6
2009	203.4
1991	196
2001	195.9
1988	195.5
1986	193.8
2005	192.1
2021	189.7
2015	184.7
2014	181.5

TOP 20 TEAM PASSING AVG	
YEAR	PASSING AVERAGE
2014	212.2
2019	208.1
2018	202.2
2017	184.3
2013	177.5
2007	160.1
2002	158.4
2016	157.3
2001	153.4
2020	146.9
2015	142.5
1998	131.1
2003	130.8
2021	129.2
2012	119.5
1997	114.2
2000	105.9
1996	103.9
2006	98.6
1994	96.8

TOP 20 TEAM TOTAL YARDS AVG	
YEAR	TOTAL YARDS AVERAGE
2018	429.3
2013	410.8
2017	399.3
2014	393.7
2019	374.3
2012	365.6
2001	349.3
1997	342.9
2007	335.9
2011	333.5
2010	326.9
1984	323.6
2015	322.7
2021	318.9
1995	314.7
2002	313.7
1987	307.3
1983	302.3
2016	290.3
2005	280.4

TOP 20 TEAM TOTAL POINTS AVG	
YEAR	POINTS PER GAME AVERAGE
2018	40.3
2017	36.5
2014	33.9
2019	33.4
2012	32.9
2013	30.9
2007	28
2011	26.9
2010	25
2005	23.5
2002	22.9
2006	22.7
2001	22.5
1992	20.8
1984	20.8
2015	20.5
1983	20.5
2020	19.9
2009	19.5
1986	19.1

ALL IN

**BOMBER**



**2022**

**FOOTBALL**

***Individual Statistics***

**ALL IN**



# YEAR-BY-YEAR RUSHING STATS

Year	Name	Games	Attempts	Yards	TD	Single Game High
2021	Sean Patrick	13	240	1366	12	195
2021	JP Germano	13	106	670	7	249
2021	Nikko Gerorgiou	13	50	279	4	70
2021	Cohen Clark	13	24	93	0	73
2021	Dylan Krupp	13	16	22	0	9
2021	Tymir Cardova	13	5	7	0	2
2021	Carson Riveria-Geabu	13	4	22	0	11
2021	Lucas Simmons	13	2	7	0	7
2020	Stanley Sell	7	136	572	6	189
2020	Nikko Georgeiou	7	34	210	0	72
2020	JP Germano	7	10	11	0	9
2019	Jack Porter	11	211	1149	12	187
2019	Jon Tomcufcik	11	55	369	6	94
2019	Tyler Mintz	11	25	172	1	53
2019	Javion Middleton	11	6	60	1	40
2019	Stanley Sell	11	13	48	1	28
2019	Joe Martin	11	8	30	1	20
2018	Jack Porter	15	416	2429	32	290
2018	Jon Tomcufcik	15	85	516	15	107
2018	Stanley Sell	15	50	203	2	68
2018	Tyler Mintz	15	16	109	2	37
2018	Bransen Stanley	15	15	99	2	22
2018	Jayvion Middleton	15	20	42	1	19
2017	Jack Porter	10	238	1447	22	233
2017	Kee-Shaun Merrill	10	33	255	4	87
2017	Jon Tomcufcik	10	65	215	3	47
2016	James Thigpen	10	149	702	11	213
2016	Brad Verbic	10	104	327	4	99
2016	Jimmy Burg	10	52	233	2	53
2015	Parker Gdula	10	153	870	8	162
2015	James Thigpen	10	97	406	3	138
2015	Ben Defranco	10	55	254	3	72
2014	James Thigpen	11	164	1004	13	188
2014	Parker Gdula	11	87	428	7	61
2014	Jake Silbermann	11	61	261	4	87
2014	Jeremy Wyers	11	34	120	5	49
2013	Pedro Velasco	11	198	1197	15	174
2013	Jake Silbermann	11	65	443	6	183
2013	James Thigpen	11	38	316	3	160
2013	Parker Gdula	11	62	282	5	73
2012	Darryl Richards	12	175	1244	14	229

Year	Name	Games	Attempts	Yards	TD	Single Game High
2012	Nick Lombardy	12	193	1033	19	235
2012	Jeremy Wyers	12	68	503	5	123
2012	Jake Silbermann	12	17	97	2	49
2011	Nick Lombardy	10	182	1040	9	171
2011	Austin Zachem	10	122	556	9	80
2011	Michael Braun	10	81	418	6	104
2010	Pat Porter	11	191	1121	14	265
2010	Percy Johnson	11	113	707	7	182
2010	Austin Zachem	11	78	321	8	90
2009	Pat Porter	10	213	1103	12	218
2009	Jimmy Tomcufcik	10	61	386	1	149
2009	Kyle Weninger	10	51	64	7	73
2008	Jimmy Tomcufcik	10	107	501	3	68
2008	Pat Porter	10	61	346	2	74
2008	Justin Brownlow	10	65	232	2	61
2007	Dan Olgetree	10	141	827	9	195
2007	Brett Tevepough	10	90	323	8	NA
2007	Dreadnaught Stubbs	10	14	95	0	NA
2006	Mike Fisher	10	136	833	14	117
2006	Mike Silla	10	76	425	3	NA
2006	Justin Debaggis	10	44	172	2	NA
2006	Dan Olgetree	10	11	92	2	NA
2005	Ross Alberts	10	184	1037	8	237
2005	Justin Debaggis	10	76	408	5	107
2005	Mike Fisher	10	34	144	2	124
2005	Brett Tevepough	10	17	37	0	NA
2004	Brandon Rudolf	10	126	604	2	102
2004	Terry Love	10	119	494	6	56
2003	Anton Narinskiy	10	139	740	8	126
2002	Andy Harsh	10	205	995	10	160
2002	Craig Monne	10	49	534	3	NA
2002	Chris Blouir	10	22	118	2	NA
2002	Ryan Tevepough	10	10	101	2	NA
2001	Andy Harsh	10	120	909	11	215
2001	Joe Motley	10	47	359	2	NA
2001	Matt Phillips	10	46	296	2	NA
2000	Andy Harsh	11	167	883	10	137
2000	Mike Moran	11	103	490	4	NA
2000	Aaron Martin	11	21	115	1	NA
2000	Matt Phillips	11	41	45	0	NA
1999	Joe Motley	10	131	577	5	NA

ALL IN



# YEAR-BY-YEAR RUSHING STATS

Year	Name	Games	Attempts	Yards	TD	Single Game High
1999	Gary Rabatin	10	88	568	2	NA
1999	Paul Noble	10	24	159	2	NA
1999	Adreil Fraizer	10	40	137	1	NA
1998	Ryan Reardon	10	154	845	3	129
1998	Ladi Williams	10	59	257	3	NA
1998	Paul Noble	10	44	224	1	NA
1998	Adreil Fraizer	10	23	109	4	NA
1997	Mike Murton	11	120	819	7	117
1997	Peter Hayes	11	91	675	8	153
1997	Nate Nosal	11	58	451	2	110
1997	Ryan Reardon	11	72	351	2	75
1996	Mike Murton	10	141	661	3	NA
1996	Peter Hayes	10	66	319	1	NA
1996	Ray Berry	10	52	240	1	NA
1996	Brian Shellito	10	18	188	1	NA
1995	Andy Rule	14	229	1420	9	237
1995	John Wervey	14	171	851	7	NA
1995	Mark Lieberth	14	67	331	0	NA
1995	Mike Murton	14	29	139	2	NA
1994	John Wervey	10	101	610	6	NA
1994	Andy Rule	10	115	531	6	NA
1994	Mark Lieberth	10	23	109	0	NA
1993	Todd Bush	10	134	846	12	143
1993	Wes Rule	10	118	437	2	NA
1993	Andy Rule	10	36	181	3	NA
1992	Tom Gabram	10	147	808	14	135
1992	Todd Bush	10	105	525	4	NA
1991	Tom Gabram	10	202	1044	7	233
1991	Dan Mazzulo	10	39	267	2	NA
1991	Damon Mintz	10	38	153	7	NA
1990	Tom Gabram	10	166	637	2	NA
1990	Calvin Long	10	115	424	4	NA
1990	Damon Mintz	10	31	119	2	NA
1989	Jason Schierling	10	180	468	4	92
1989	Damon Mintz	10	158	398	7	100
1989	Calvin Long	10	65	179	2	60
1988	Judd Mintz	10	196	1028	11	189
1988	Clifford Thigpen	10	63	316	0	NA
1988	Joe Sanders	10	25	131	0	NA
1987	Ken McClintock	10	261	1471	16	271
1987	Mike Dinallo	10	91	430	7	NA

Year	Name	Games	Attempts	Yards	TD	Single Game High
1987	Paul Schell	10	53	235	2	NA
1986	Ken McClintock	14	281	1652	12	232
1986	Tony Rhea	14	87	513	2	NA
1986	Andy Gurd	14	55	323	5	154
1985	Ken McClintock	10	147	625	7	NA
1984	Jeff Klie	10	191	1196	10	142
1984	Dave Randall	10	120	505	5	NA
1984	Chris Lencewicz	10	73	466	6	NA
1983	Hank Newman	10	147	828	9	138
1983	Jeff Klie	10	74	475	5	NA
1983	Dave Randall	10	88	350	1	NA
1983	Scott Sell	10	63	243	2	NA
1982	Jeff Weemhoff	10	102	645	5	141
1982	Hank Newman	10	71	424	4	NA
1981	Shaun Walker	11	87	552	7	NA
1981	Denny Bisesi	11	126	547	3	NA
1980	Shaun Walker	10	142	738	3	NA
1980	Denny Bisesi	10	86	474	2	NA
1979	Bill Mitchell	10	86	490	3	117
1979	Ricky Huckabee	10	70	460	2	117
1979	Denny Bisesi	10	81	357	5	121
1978	Bob Simpson	10	121	641	1	109
1978	John Mitchell	10	133	532	5	102
1978	Terry Dynowski	10	57	218	3	48
1977	Curlin Beck	10	170	1267	9	218
1976	Curlin Beck	10	150	974	7	156

ALL IN





# TOP 20 RUSHING

TOP 20 RUSHING YARDS SEASON			
YEAR	NAME	YARDS	GAMES
2018	Jack Porter	*2429	15
1986	Ken McClintock	1652	14
1987	Ken McClintock	1471	10
2017	Jack Porter	1447	10
1995	Andy Rule	1420	14
2021	Sean Patrick	1366	13
1977	Curlin Beck	1267	10
2012	Darryl Richards	1244	12
2013	Pedro Velasco	1197	11
1984	Jeff Klie	1196	10
2019	Jack Porter	1149	11
2010	Pat Porter	1121	11
2009	Pat Porter	1103	10
1991	Tom Gabram	1044	10
2011	Nick Lombardy	1040	10
2005	Ross Alberts	1037	10
2012	Nick Lombardy	1033	12
1988	Judd Mintz	1028	10
2014	James Thigpen	1004	11
2002	Andy Harsh	995	10

TOP 20 RUSHING ATTEMPTS SEASON			
YEAR	NAME	ATTEMPTS	GAMES
2018	Jack Porter	*416	15
1986	Ken McClintock	281	14
1987	Ken McClintock	261	10
2021	Sean Patrick	240	13
2017	Jack Porter	238	10
1995	Andy Rule	229	14
2009	Pat Porter	213	10
2019	Jack Porter	210	11
2002	Andy Harsh	205	10
1991	Tom Gabram	202	10
2013	Pedro Velasco	198	11
1988	Judd Mintz	196	10
2012	Nick Lombardy	193	12
2010	Pat Porter	191	11
1984	Jeff Klie	191	10
2005	Ross Alberts	184	10
2011	Nick Lombardy	182	10
1989	Jason Schierling	180	10
2012	Darryl Richards	175	12
1995	John Wervey	171	14

TOP 20 RUSHING TD SEASON			
YEAR	NAME	TD	GAMES
*2018	Jack Porter	*32	15
2017	Jack Porter	22	10
2012	Nick Lombardy	19	12
1987	Ken McClintock	16	10
2013	Pedro Velasco	15	11
2018	Jon Tomcufcik	15	15
2012	Darryl Richards	14	12
2010	Pat Porter	14	11
2006	Mike Fisher	14	10
1992	Tom Gabram	14	10
2014	James Thigpen	13	11
2021	Sean Patrick	12	13
2019	Jack Porter	12	11
2009	Pat Porter	12	10
1993	Todd Bush	12	10
1986	Ken McClintock	12	14
1988	Judd Mintz	11	10
2001	Andy Harsh	11	10
2000	Andy Harsh	10	11
1984	Jeff Klie	10	10

TOP 20 RUSHING YARDS CAREER			
YEAR	NAME	YARDS	GAMES
2017-2019	Jack Porter	*5025	36
1985-1987	Ken McClintock	3748	34
2000-2002	Andy Harsh	2787	31
2008-2010	Pat Porter	2570	31
2013-2016	James Thigpen	2544	42
1990-1992	Tom Gabram	2489	30
1976-1977	Curlin Beck	2241	20
1993-1995	Andy Rule	2132	34
2011-2012	Nick Lombardy	2073	22
1995-1997	Mike Murton	1619	35
2013-2015	Parker Gdula	1590	32
1994-1995	John Wervey	1448	24
1979-1981	Denny Bisesi	1378	31
1992-1993	Todd Bush	1371	20
2020-2021	Sean Patrick	1366	13
2010-2012	Darryl Richards	1326	12
1982-1983	Hank Newman	1252	20
2013	Pedro Velasco	1197	21
1997-1998	Ryan Reardon	1196	21
1980-1981	Shaun Walker	1178	20

TOP 20 RUSHING ATTEMPTS CAREER			
YEAR	NAME	ATTEMPTS	GAMES
2017-2019	Jack Porter	*864	36
1985-1987	Ken McClintock	689	34
1990-1992	Tom Gabram	515	30
2000-2002	Andy Harsh	492	21
2008-2010	Pat Porter	465	31
2013-2016	James Thigpen	461	42
1993-1995	Andy Rule	380	34
2011-2012	Nick Lombardy	375	22
1976-1977	Curlin Beck	320	20
2013-2015	Parker Gdula	303	32
1979-1981	Denny Bisesi	293	31
1995-1997	Mike Murton	290	35
1994-1995	John Wervey	272	24
1983-1984	Jeff Klie	265	20
2020-2021	Sean Patrick	240	13
1992-1993	Todd Bush	239	20
1980-1981	Shaun Walker	229	21
1989-1991	Damon Mintz	227	30
1997-1998	Ryan Reardon	226	21
1982-1983	Hank Newman	218	20

TOP 20 RUSHING TD CAREER			
YEAR	NAME	TD	GAMES
2017-2019	Jack Porter	*66	36
1985-1987	Ken McClintock	35	34
2000-2002	Andy Harsh	31	31
2013-2016	James Thigpen	31	42
2008-2010	Pat Porter	28	31
2011-2012	Nick Lombardy	28	22
1990-1992	Tom Gabram	27	30
2017-2019	Jon Tomcufcik	24	36
1993-1995	Andy Rule	22	34
2013-2015	Parker Gdula	21	32
2010-2012	Darryl Richards	20	33
2010-2011	Austin Zachem	17	21
1976-1977	Curlin Beck	16	20
1992-1993	Todd Bush	16	20
2005-2006	Mike Fisher	16	20
1989-1991	Damon Mintz	16	30
2013	Pedro Velasco	16	10
1994-1995	John Wervey	13	24
1982-1983	Hank Newman	13	20
2012-2014	Jake Silbermann	13	32

\*NEW RECORD

ALL IN

# TOP 20 RUSHING

ALL IN

TOP 20 RUSHING YARDS REGULAR SEASON			
YEAR	NAME	YARDS	GAMES
2018	Jack Porter	*1627	10
1987	Ken McClintock	1471	10
2017	Jack Porter	1447	10
1986	Ken McClintock	1325	10
1977	Curlin Beck	1267	10
1984	Jeff Klie	1196	10
2021	Sean Patrick	1127	10
2013	Pedro Velasco	1110	10
2010	Pat Porter	1105	10
2009	Pat Porter	1103	10
2019	Jack Porter	1068	10
1991	Tom Gabram	1044	10
2011	Nick Lombardy	1040	10
2005	Ross Alberts	1037	10
1988	Judd Mintz	1028	10
1995	Andy Rule	1001	10
2002	Andy Harsh	995	10
2012	Nick Lombardy	982	10
1976	Curlin Beck	974	10
2014	James Thigpen	948	10

TOP 20 RUSHING ATTEMPTS REGULAR SEASON			
YEAR	NAME	ATTEMPTS	GAMES
2018	Jack Porter	*273	10
1987	Ken McClintock	261	10
2017	Jack Porter	238	10
2009	Pat Porter	213	10
2002	Andy Harsh	205	10
2021	Sean Patrick	203	10
1991	Tom Gabram	202	10
1988	Judd Mintz	196	10
1986	Ken McClintock	196	10
2019	Jack Porter	190	10
1984	Jeff Klie	191	10
2005	Ross Alberts	184	10
2011	Nick Lombardy	182	10
1989	Jason Schierling	180	10
2013	Pedro Velasco	179	10
2010	Pat Porter	179	10
1977	Curlin Beck	170	10
2012	Nick Lombardy	168	10
1990	Tom Gabram	166	10
1989	Damon Mintz	158	10

TOP 20 RUSHING TD REGULAR SEASON			
YEAR	NAME	TD	GAMES
2017	Jack Porter	22	10
2018	Jack Porter	20	10
2012	Nick Lombardy	19	10
1987	Ken McClintock	16	10
2013	Pedro Velasco	14	10
2010	Pat Porter	14	10
2006	Mike Fisher	14	10
1992	Tom Gabram	14	10
1995	Andy Rule	13	10
2014	James Thigpen	12	10
2009	Pat Porter	12	10
1993	Todd Bush	12	10
2019	Jack Porter	11	10
2001	Andy Harsh	11	10
1988	Judd Mintz	11	10
2016	James Thigpen	10	10
2012	Darryl Richards	10	10
2002	Andy Harsh	10	10
1984	Jeff Klie	10	10
2021	Sean Patrick	9	10

TOP 20 RUSHING YARDS PLAYOFFS			
YEAR	NAME	YARDS	GAMES
2018	Jack Porter	*802	5
1995	Andy Rule	419	4
2012	Darryl Richards	359	2
1986	Ken McClintock	327	4
1986	Andy Gurd	259	4
2021	Sean Patrick	239	3
2018	Jon Tomcufcik	183	5
1995	John Wervey	158	4
2000	Andy Harsh	137	1
2019	Jon Tomcufcik	94	1
2018	Tyler Mintz	89	5
2013	Pedro Velasco	87	1
2019	Jack Porter	81	1
2014	Parker Gdula	72	1
1986	Tony Rhea	70	4
1995	Mark Lieberth	63	4
2020	Stanley Sell	61	2
2014	James Thigpen	56	1
2010	Percy Johnson	54	1
2012	Nick Lombardy	51	2

TOP 20 RUSHING ATTEMPTS PLAYOFFS			
YEAR	NAME	ATTEMPTS	GAMES
2018	Jack Porter	*143	5
1995	Andy Rule	100	4
1986	Ken McClintock	85	4
1986	Andy Gurd	47	4
2012	Darryl Richards	43	2
1995	John Wervey	39	4
2021	Sean Patrick	37	3
2018	Jon Tomcufcik	35	5
2020	Stanley Sell	28	2
2021	Nikko Georgiou	27	3
2012	Nick Lombardy	25	2
2000	Andy Harsh	24	1
2019	Jack Porter	20	1
2013	Pedro Velasco	19	1
1995	Mark Lieberth	19	4
1981	Denny Bisesi	18	1
2014	Parker Gdula	15	1
2010	Percy Johnson	14	1
1986	Tony Rhea	14	4
2021	Cohen Clark	13	3

TOP 20 RUSHING TD PLAYOFFS			
YEAR	NAME	TD	GAMES
2018	Jack Porter	*12	5
2018	Jon Tomcufcik	6	5
1995	Andy Rule	4	4
2012	Darryl Richards	4	2
1986	Andy Gurd	4	4
2021	Sean Patrick	3	3
1986	Ken McClintock	3	4
2019	Jon Tomcufcik	2	1
2020	Stanley Sell	1	2
2019	Jack Porter	1	1
2018	Tyler Mintz	1	5
2018	Jayvion Middleton	1	5
2018	Stanley Sell	1	5
2014	James Thigpen	1	1
2014	Parker Gdula	1	1
2013	Pedro Velasco	1	1
2000	Andy Harsh	1	1
1997	Ryan Reardon	1	1
1995	Mark Lieberth	1	4

\*NEW RECORD

# YEAR-BY-YEAR RECEIVING STATS

Year	Name	Games	Season Receptions	Season Yards	Season TD
2021	Sean Patrick	13	35	334	5
2021	Tymir Cardova	13	30	383	6
2021	Carson Rivera-Gebeau	13	29	404	3
2021	JP Germano	13	20	263	2
2021	Ryan Miller	13	12	185	1
2021	Brandon Bell	13	5	46	0
2021	Aiden Vanderbilt	13	2	18	0
2021	Lucas Simmons	13	1	39	1
2021	James Richmond	13	1	11	0
2020	Ryan Miller	7	20	147	3
2020	Carson Rivera-Gebeau	7	14	190	3
2020	Stanley Sell	7	11	128	0
2019	Tyler Mintz	11	66	1158	12
2019	Javion Middleton	11	29	494	4
2019	Ryan Miller	11	23	204	5
2019	JP Germino	11	14	182	2
2019	Jack Porter	11	7	77	1
2019	Jonathan Abbarno	11	7	64	2
2019	Carson Rivera-Gebeau	11	5	120	0
2018	Bransen Stanley	15	62	1045	11
2018	Tyler Mintz	15	53	872	11
2018	Ryan Miller	15	24	251	0
2018	Javion Middleton	15	30	664	4
2018	Jack Porter	15	15	230	1
2017	Bransen Stanley	10	33	701	9
2017	Kee-Shaun Merrill	10	33	422	3
2017	Austin Safko	10	28	292	1
2017	Tyler Mintz	10	18	353	3
2017	Jack Porter	10	7	51	0
2016	James Thigpen	10	31	427	1
2016	Kee-Shaun Merrill	10	27	445	6
2016	Bransen Stanley	10	25	333	2
2016	Austin Safko	10	16	106	0
2016	Jack Porter	10	4	21	0
2015	Christian Cassaro	10	22	230	0
2015	Bransen Stanley	10	18	231	1
2015	James Thigpen	10	16	166	1
2014	Jeremy Wyers	11	57	825	5
2014	Jake Silbermann	11	39	614	6
2014	James Thigpen	11	25	368	0
2014	Jay Weemhoff	11	24	310	2
2013	Drew Weninger	11	35	430	5

Year	Name	Games	Season Receptions	Season Yards	Season TD
2013	Jake Silbermann	11	29	314	2
2013	Jeremy Wyers	11	25	480	4
2013	Pedro Valasco	11	13	175	2
2012	Jack Quigley	12	39	360	0
2012	Joe Tomcufoik	12	23	492	5
2011	Darryl Richards	10	22	464	4
2011	Joe Tomcufoik	10	8	110	0
2011	Lenny Stanley	10	5	120	2
2010	Pat Porter	11	15	175	0
2010	Justin Brownlow	11	10	102	1
2010	Darryl Richards	11	2	86	1
2009	Justin Brownlow	10	22	307	3
2009	Jim Tomcufoik	10	11	95	1
2009	Pat Porter	10	10	60	0
2009	Dreadnaught Stubbs	10	9	61	0
2008	Pat Porter	10	13	67	0
2008	Nick Gardner	10	7	19	0
2008	Jim Tomcufoik	10	4	36	0
2007	John Behm	10	40	521	4
2007	Dreadnaught Stubbs	10	25	433	3
2007	Luke Read	10	12	147	4
2006	John Behm	10	39	348	3
2006	Dreadless Stubbs	10	17	242	2
2006	Ryan Graham	10	12	146	1
2005	Mark Ventura	10	15	255	2
2005	John Behm	10	11	198	0
2005	Dreadless Stubbs	10	5	65	0
2004	Shawn Hyrb	10	31	404	4
2004	Josh Schinagle	10	14	211	1
2002	Bob Dubovec	10	35	578	3
2002	Chris Blouir	10	20	223	2
2002	Andy Harsch	10	17	352	3
2002	Anton Narinskiy	10	14	161	1
2001	Bob Dubovec	10	43	644	7
2001	Fred Lockinour	10	16	180	0
2001	Craig Moone	10	14	162	3
2001	Andy Harsh	10	13	212	1
2000	Dan Palace	11	26	319	1
2000	Mike Moran	11	19	186	0
2000	Aaron Martin	11	16	256	4
1999	Eric Conroy	10	19	215	1
1998	Mike Phillips	10	33	502	6

ALL IN

# YEAR-BY-YEAR RECEIVING STATS

Year	Name	Games	Season Receptions	Season Yards	Season TD
1998	Trenton Hillier	10	22	483	4
1997	Mickey Kostelnik	11	36	430	2
1997	Mike Phillips	11	35	468	1
1997	Trenton Hillier	11	20	234	1
1996	Chuck Arnold	10	31	448	8
1996	Mike Phillips	10	9	154	2
1996	Mike Murton	10	7	113	3
1996	Matt Gibbons	10	5	126	2
1995	Ryan Noble	14	31	491	3
1995	Andy Rule	14	20	251	1
1995	Steve Wright	14	6	96	3
1994	Ryan Noble	10	24	388	3
1994	Hank Hughes	10	16	265	5
1994	Andy Rule	10	9	107	0
1993	Gary Moran	10	11	174	1
1993	Wes Rule	10	3	18	0
1993	Todd Bush	10	2	35	0
1992	Andrew Hankee	10	16	199	1
1992	Pat Noble	10	14	306	2
1992	Todd Bush	10	7	92	2
1991	Tom Gabram	10	10	152	1
1991	Pat Noble	10	8	125	0

Year	Name	Games	Season Receptions	Season Yards	Season TD
1990	Tom Gabram	10	18	146	1
1989	Norm Hadad	10	17	163	1
1988	Matt Dawson	10	15	252	1
1987	Judah Herman	10	17	247	1
1987	Matt Dawson	10	10	183	1
1987	Judd Mintz	10	9	234	0
1986	Darryl Wodecki	14	32	509	3
1986	Tony Rhea	14	12	284	1
1985	Darryl Wodecki	10	24	345	1
1985	Darin Walker	14	23	253	1
1984	Rob Fogerty	10	9	225	4
1984	Greg Fritz	10	8	138	0
1984	Jeff Klie	10	7	102	2
1983	Steve Tuckerman	10	22	553	8
1982	Jay Goodman	10	13	186	1
1982	Jeff Weemhoff	10	13	223	2
1982	Dave Edwards	10	9	131	2
1982	Leonard Phillips	10	7	125	2
1981	Todd Hall	11	19	344	4
1981	Greg Jones	11	15	231	1
1980	Ricky Huckabee	10	16	233	3

ALL IN



★ 45 - Bomber's Bransen Stanley career games played ★

# TOP 20 RECEIVING

TOP 20 RECEPTIONS SEASON			
YEAR	NAME	RECEPTIONS	GAMES
2019	Tyler Mintz	*66	11
2018	Bransen Stanley	62	15
2014	Jeremy Wyers	57	11
2018	Tyler Mintz	53	15
2001	Bob Dubovec	43	10
2007	John Behm	40	10
2014	Jake Silbermann	39	11
2012	Jack Quigley	39	12
2006	John Behm	39	10
1997	Mickey Kostelnik	36	11
2021	Sean Patrick	35	13
2013	Drew Weninger	35	11
2002	Bob Dubovec	35	10
1997	Mike Phillips	35	11
2020	JP Germano	34	7
2017	Bransen Stanley	33	10
2017	Kee-Shaun Merrill	33	10
1998	Mike Phillips	33	10
1986	Darryl Wodecki	32	14
2004	Shawn Hyrb	31	10

TOP 20 RECIEVING YARDS SEASON			
YEAR	NAME	YARDS	GAMES
2019	Tyler Mintz	*1158	11
2018	Bransen Stanley	1045	15
2018	Tyler Mintz	872	15
2014	Jeremy Wyers	825	11
2017	Bransen Stanley	701	10
2018	Javion Middleton	664	15
2001	Bob Dubovec	644	10
2014	Jake Silbermann	614	11
2002	Bob Dubovec	578	10
1983	Steve Tuckerman	553	10
2007	John Behm	521	10
1986	Darryl Wodecki	509	14
1998	Mike Phillips	502	10
2019	Javion Middleton	494	11
2012	Joe Tomcufcik	492	12
1995	Ryan Noble	491	14
1998	Trenton Hillier	483	10
2013	Jeremy Wyers	480	11
1997	Mike Phillips	468	11
2011	Darryl Richards	464	10

TOP 20 TD RECEPTIONS SEASON			
YEAR	NAME	TD	GAMES
2019	Tyler Mintz	*12	11
2018	Bransen Stanley	11	15
2018	Tyler Mintz	11	15
2017	Bransen Stanley	9	10
1996	Chuck Arnold	8	10
1983	Steve Tuckerman	8	10
2001	Bob Dubovec	7	10
2014	Jake Silbermann	6	11
1998	Mike Phillips	6	10
2016	Kee-Shaun Merrill	6	10
2021	Sean Patrick	5	13
2019	Ryan Miller	5	11
2012	Joe Tomcufcik	5	12
2014	Jeremy Wyers	5	11
2013	Drew Weninger	5	10
1994	Hank Hughes	5	10
2019	Javion Middleton	4	11
2018	Javion Middleton	4	15
1981	Todd Hall	4	11
2007	John Behm	4	10

TOP 20 RECEPTIONS CAREER			
YEAR	NAME	RECEPTIONS	GAMES
2015-2018	Bransen Stanley	*138	45
2017-2019	Tyler Mintz	137	36
2005-2007	John Behm	90	30
2012-2014	Jeremy Wyers	82	34
2018-2020	Ryan Miller	79	46
2001-2002	Bob Dubovec	78	20
1996-1998	Mike Phillips	77	31
2013-2016	James Thigpen	70	42
2012-2014	Jake Silbermann	68	34
2018-2020	Ryan Miller	67	33
2016-2017	Kee-Shaun Merrill	60	20
2018-2019	Javion Middleton	59	26
1985-1986	Darryl Wodecki	56	24
1994-1995	Ryan Noble	55	24
2019-2020	JP Germano	48	18
1990-1992	Tom Gabram	46	30
2016-2017	Austin Safko	44	20
1997-1998	Trenton Hillier	42	21
2012	Jack Quigley	39	12
1997	Mickey Kostelnik	38	11

TOP 20 RECIEVING YARDS CAREER			
YEAR	NAME	YARDS	GAMES
2017-2019	Tyler Mintz	*2383	36
2015-2018	Bransen Stanley	2310	45
2012-2014	Jeremy Wyers	1307	34
2001-2002	Bob Dubovec	1222	20
2018-2019	Javion Middleton	1158	26
1996-1998	Mike Phillips	1124	31
2005-2007	John Behm	1067	30
2013-2016	James Thigpen	938	42
2012-2014	Jake Silbermann	928	34
1994-1995	Ryan Noble	889	24
2016-2017	Kee-Shaun Merrill	867	20
1985-1986	Darryl Wodecki	854	24
2019-2021	JP Germano	835	31
2018-2021	Ryan Miller	787	46
2009-2010	Justin Brownlow	729	21
1997-1998	Trenton Hillier	717	21
2011-2012	Joe Tomcufcik	602	22
2000-2002	Andy Harsch	564	32
1991-1992	Pat Noble	556	20
1983	Steve Tuckerman	553	10

TOP 20 TD RECEPTIONS CAREER			
YEAR	NAME	TD	GAMES
2017-2019	Tyler Mintz	*26	36
2015-2018	Bransen Stanley	23	45
2001-2002	Bob Dubovec	10	20
2016-2017	Kee-Shaun Merrill	9	20
2012-2014	Jeremy Wyers	9	34
1996-1998	Mike Phillips	9	31
2018-2020	Ryan Miller	8	33
2013-2015	Jake Silbermann	8	32
1996	Chuck Arnold	8	10
1983	Steve Tuckerman	8	10
2018-2019	Javion Middleton	8	25
2005-2007	John Behm	7	30
2009-2010	Justin Brownlow	6	21
1994-1995	Ryan Noble	6	24
2019-2020	JP Germano	5	18
2011-2012	Joe Tomcufcik	5	22
2010-2011	Darryl Richards	5	21
2013	Drew Weninger	5	10
1997-1998	Trenton Hillier	5	21
1994	Hank Hughes	5	10

\*NEW RECORD

# TOP 20 RECEIVING

ALL IN

TOP 20 RECEPTIONS REGULAR SEASON			
YEAR	NAME	REG RECEPTIONS	GAMES
2019	Tyler Mintz	57	10
2014	Jeremy Wyers	50	10
2018	Bransen Stanley	44	10
2001	Bob Dubovec	43	10
2007	John Behm	40	10
2006	John Behm	39	10
2012	Jack Quigley	35	10
2002	Bob Dubovec	35	10
2014	Jake Silbermann	34	10
2017	Bransen Stanley	33	10
1998	Mike Phillips	33	10
2017	Kee-Shaun Merrill	33	10
1997	Mickey Kostelnik	33	10
1997	Mike Phillips	32	10
2018	Tyler Mintz	31	10
1996	Chuck Arnold	31	10
2016	James Thigpen	31	10
2004	Shawn Hyrb	31	10
2013	Drew Weninger	30	10
2017	Austin Safko	28	10

TOP 20 RECIEVING YARDS REGULAR SEASON			
YEAR	NAME	REG YARDS	GAMES
2019	Tyler Mintz	*1010	10
2018	Bransen Stanley	772	10
2014	Jeremy Wyers	736	10
2017	Bransen Stanley	701	10
2001	Bob Dubovec	644	10
2018	Tyler Mintz	590	10
2002	Bob Dubovec	578	10
1983	Steve Tuckerman	553	10
2014	Jake Silbermann	549	10
2007	John Behm	521	10
1998	Mike Phillips	502	10
1998	Trenton Hillier	483	10
2013	Jeremy Wyers	480	10
2011	Darryl Richards	464	10
1996	Chuck Arnold	448	10
1997	Mike Phillips	446	10
2016	Kee-Shaun Merrill	445	10
2007	Dreadnaught Stubbs	433	10
2016	James Thigpen	427	10
2017	Kee-Shaun Merrill	422	10

TOP 20 TD RECEPTIONS REGULAR SEASON			
YEAR	NAME	REG TD	GAMES
2019	Tyler Mintz	*12	10
2017	Bransen Stanley	9	10
2018	Bransen Stanley	8	10
2018	Tyler Mintz	8	10
1996	Chuck Arnold	8	10
1983	Steve Tuckerman	8	10
2001	Bob Dubovec	7	10
1998	Mike Phillips	6	10
2016	Kee-Shaun Merrill	6	10
2021	Tymir Cardova	5	10
2019	Ryan Miller	5	10
2014	Jeremy Wyers	5	10
2014	Jake Silbermann	5	10
2013	Drew Weninger	5	10
1994	Hank Hughes	5	10
2019	Javion Middleton	4	10
2012	Joe Tomcufcik	4	10
1981	Todd Hall	4	10
2007	John Behm	4	10
2004	Shawn Hyrb	4	10

TOP 20 RECEPTIONS PLAYOFFS			
YEAR	NAME	PO RECEPTIONS	GAMES
2018	Tyler Mintz	*22	5
2021	Sean Patrick	21	3
2018	Bransen Stanley	18	5
2020	JP Germano	16	2
2018	Javion Middleton	13	5
2021	Carson Riveria-Geabu	12	3
2021	Tymir Cardova	9	3
2021	Ryan Miller	9	3
2019	Tyler Mintz	9	1
1986	Darryl Wodecki	8	4
2014	Jeremy Wyers	7	1
2019	Javion Middleton	6	1
1995	Andy Rule	6	4
2014	Jake Silbermann	5	1
2013	Drew Weninger	5	1
2018	Jack Porter	5	5
1986	Tony Rhea	5	4
2019	Ryan Miller	4	1
2012	Jack Quigley	4	2
1995	Ryan Noble	4	4

TOP 20 RECIEVING YARDS PLAYOFFS			
YEAR	NAME	PO YARDS	GAMES
2018	Javion Middleton	*361	5
2018	Tyler Mintz	282	5
2018	Bransen Stanley	273	5
2020	JP Germano	263	2
2021	Sean Patrick	183	3
1986	Tony Rhea	158	4
2021	Tymir Cardova	155	3
1986	Darryl Wodecki	149	4
2019	Tyler Mintz	148	1
2021	Carson Riveria-Geabu	138	3
2021	Ryan Miller	94	3
2014	Jeremy Wyers	91	1
2019	Javion Middleton	85	1
1995	Ryan Noble	81	4
1986	Ken McClintock	78	4
2018	Jack Porter	75	5
2012	Joe Tomcufcik	75	2
1995	Andy Rule	71	4
2014	Jake Silberman	65	1
2010	Pat Porter	52	1

TOP 20 TD RECEPTIONS PLAYOFFS			
YEAR	NAME	PO TD	GAMES
2021	Sean Patrick	*5	3
2020	JP Germano	3	2
2018	Bransen Stanley	3	5
2018	Tyler Mintz	3	5
2020	Ryan Miller	2	2
2018	Javion Middleton	2	5
2019	Ryan Miller	1	1
2018	Jack Porter	1	5
2014	Jake Silbermann	1	1
2012	Joe Tomcufcik	1	2
1995	Andy Rule	1	4
2021	Carson Riveria-Geabu	1	3
2021	Ryan Miller	1	3
2021	Tymir Cardova	1	3
2021	Lucas Simmons	1	3

\*NEW RECORD

# YEAR-BY-YEAR PASSING STATS

Year	Name	Games	Season ATT	Season COMP	Season YDS	Season TD	Season INT	Season COMP PCT.	Season Passer Rating
2021	Nikko Georgiou	13	157	104	1213	14	4	66.2	155.35
2021	Brandon Krupp	13	58	38	396	2	4	65.5	120.45
2021	JP Germano	13	29	10	96	2	3	34.4	64.35
2020	Nikko Georgiou	7	159	84	1028	11	6	52.8	122.42
2019	Jon Tomcufcik	11	180	122	1862	25	6	67.8	193.84
2019	Nikko Georgiou	11	13	10	168	0	0	76.9	185.48
2018	Jon Tomcufcik	15	296	184	3032	27	4	62.2	175.6
2017	Jim Burg	10	10	6	49	2	0	60	167.1
2017	Jon Tomcufcik	10	222	116	1794	15	5	52.2	137.93
2016	Jim Burg	10	195	110	1459	9	7	56.4	127.31
2016	Jon Tomcufcik	10	4	0	0	0	1	0	0
2015	Parker Gdula	10	249	117	1354	10	9	46.9	98.69
2014	Parker Gdula	11	262	149	2237	15	7	56.9	142.14
2013	Parker Gdula	11	256	139	1779	14	18	54.1	116.2
2012	Darryl Richards	11	191	98	1332	8	14	51.3	109.05
2011	Austin Zachem	10	112	44	872	7	6	25.4	114.6
2010	Austin Zachem	11	67	35	487	1	5	52.2	103.3
2010	James Sciortino	10	40	17	227	2	2	42.5	96.67
2009	Kyle Weninger	10	118	65	754	5	12	55.1	102.4
2008	Justin Brownlow	10	102	34	170	0	10	33.3	27.73
2007	Brett Tevepaugh	10	190	113	1601	11	1	59.5	148.3
2006	Mike Fisher	10	169	92	989	7	9	54.4	106.61
2005	Brett Tevepaugh	10	83	24	449	3	2	28.9	81.47
2005	Mike Fisher	10	67	24	426	3	1	35.8	101.02
2004	Terry Love	10	130	61	875	7	3	46.9	116.62

ALL IN

★ OHSAA Division 3 state final record for most passing TD 6 Joe Burrow, Athens HS 2014 ★

# YEAR-BY-YEAR PASSING STATS

Year	Name	Games	Season ATT	Season COMP	Season YDS	Season TD	Season INT	Season COMP PCT.	Season Passer Rating
2003	Ryan Tevepaugh	10	190	78	1380	8	7	41.1	108.59
2002	Craig Monne	10	174	78	1253	10	11	44.8	111.64
2001	Matt Phillips	10	191	95	1278	13	17	57	110.6
2000	Matt Phillips	11	199	85	1110	7	5	42.7	97.15
1999	Paul Noble	10	110	44	593	2	1	40	89.47
1998	Paul Noble	10	151	74	1278	10	9	49	130.03
1997	Brian Shellito	11	197	101	1202	4	6	51.3	103.13
1996	Brian Shellito	10	177	65	1010	10	12	36.7	89.74
1995	Mark Lieberth	14	141	68	951	6	12	48.2	101.9
1994	Mark Lieberth	10	120	52	804	11	12	43.3	109.86
1993	John Keefe	10	87	31	479	1	7	35.6	69.58
1992	Casey Kellerman	10	84	50	822	5	3	59.5	154.22
1991	Damon Mintz	10	70	35	467	2	5	50	101.18
1990	Damon Mintz	10	47	14	155	2	6	29.8	46
1990	Matt Schmittle	10	53	15	161	1	0	28.3	60.05
1989	Damon Mintz	10	125	36	323	1	13	28.8	32.35
1988	Jason Maxwell	10	130	56	532	3	10	43.3	69.68
1987	Mike Dinallo	10	95	42	729	3	15	44.2	87.51
1986	Mike Dinallo	14	121	60	1056	6	14	49.6	116.12
1985	Aaron Brandt	10	125	56	760	4	8	44.8	94.98
1984	Chris Lencewicz	10	79	32	622	11	4	40.5	142.47
1983	Chris Lencewicz	10	104	50	940	9	1	48	150.63
1982	Chris Lencewicz	10	106	50	766	8	4	47.1	125.23
1981	Greg Randall	10	79	45	795	6	5	57	153.9
1980	Greg Randall	10	82	42	706	6	5	51.2	135.49
1979	Tom Hissam	10	65	23	375	0	2	36.5	77.69
1978	Terry Dynowski	10	107	44	857	7	5	41.1	120.64

ALL IN

★ Most OHSAA championships – 11 Marion Stein HS, St. Ignatius ★





# TOP 20 PASSING

TOP 20 PASSING COMPLETIONS SEASON			
YEAR	NAME	COMPLETIONS	GAMES
*2018	Jon Tomcufoick	*184	15
2014	Parker Gdula	149	11
2019	Jon Tomcufoick	144	11
2013	Parker Gdula	139	11
2015	Parker Gdula	117	10
2017	Jon Tomcufoick	116	10
2007	Brett Tevepaugh	113	10
2016	Jim Burg	110	10
1997	Brian Shellito	101	11
2012	Darryl Richards	98	12
2001	Matt Phillips	95	10
2021	Nikko Georgiou	104	13
2006	Mike Fisher	92	10
2000	Matt Phillips	85	11
2020	Nikko Georgiou	84	7
2003	Ryan Tevepaugh	78	10
2002	Craig Monne	78	10
1998	Paul Noble	74	10
1995	Mark Lieberth	68	14
2009	Kyle Weninger	65	10

TOP 20 PASSING ATTEMPTS SEASON			
YEAR	NAME	ATTEMPTS	GAMES
2018	Jon Tomcufoick	*296	15
2014	Parker Gdula	262	11
2013	Parker Gdula	257	11
2015	Parker Gdula	249	10
2017	Jon Tomcufoick	222	10
2019	Jon Tomcufoick	212	11
2000	Matt Phillips	199	11
1997	Brian Shellito	197	11
2016	Jim Burg	195	10
2001	Matt Phillips	191	10
2012	Darryl Richards	191	12
2007	Brett Tevepaugh	190	10
2003	Ryan Tevepaugh	190	10
1996	Brian Shellito	177	10
2002	Craig Monne	174	10
2006	Mike Fisher	169	10
2020	Nikko Georgiou	159	7
2021	Nikko Georgiou	157	13
1998	Paul Noble	151	10
1995	Mark Lieberth	141	14

TOP 20 PASSING YARDS SEASON			
YEAR	NAME	YARDS	GAMES
2018	Jon Tomcufoick	*3032	15
2014	Parker Gdula	2237	11
2019	Jon Tomcufoick	2147	11
2017	Jon Tomcufoick	1794	10
2013	Parker Gdula	1779	11
2007	Brett Tevepaugh	1601	10
2016	Jim Burg	1459	10
2003	Ryan Tevepaugh	1380	10
2015	Parker Gdula	1354	10
2012	Darryl Richards	1332	12
2001	Matt Phillips	1278	10
1998	Paul Noble	1278	10
2002	Craig Monne	1253	10
2021	Nikko Georgiou	1213	13
1997	Brian Shellito	1202	11
2000	Matt Phillips	1110	11
1986	Mike Dinallo	1082	14
2020	Nikko Georgiou	1028	7
1996	Brian Shellito	1010	10
2006	Mike Fisher	989	10

TOP 20 PASSING TD SEASON			
YEAR	NAME	TD	GAMES
2018	Jon Tomcufoick	*27	15
2019	Jon Tomcufoick	26	11
2017	Jon Tomcufoick	15	10
2014	Parker Gdula	15	11
2021	Nikko Georgiou	14	13
2013	Parker Gdula	14	11
2001	Matt Phillips	13	10
2020	Nikko Georgiou	11	7
2007	Brett Tevepaugh	11	10
1994	Mark Lieberth	11	10
1984	Chris Lencewicz	11	10
2015	Parker Gdula	10	10
2002	Craig Monne	10	10
1998	Paul Noble	10	10
1996	Brian Shellito	10	10
2016	Jim Burg	9	10
1983	Chris Lencewicz	9	10
2012	Darryl Richards	8	12
2003	Ryan Tevepaugh	8	10
1982	Chris Lencewicz	8	10

TOP 20 INTERCEPTIONS SEASON			
YEAR	NAME	INTERCEPTIONS	GAMES
2013	Parker Gdula	18	11
2001	Matt Phillips	17	10
1987	Mike Dinallo	15	10
2012	Darryl Richards	14	12
1986	Mike Dinallo	14	14
1989	Damon Mintz	13	10
2009	Kyle Weninger	12	10
1996	Brian Shellito	12	10
1995	Mark Lieberth	12	14
1994	Mark Lieberth	12	10
2002	Craig Monne	11	10
2008	Justin Brownlow	10	10
1988	Jason Maxwell	10	10
2015	Parker Gdula	9	10
2006	Mike Fisher	9	10
1998	Paul Noble	9	10
1985	Aaron Brandt	8	10
2016	Jim Burg	7	10
2014	Parker Gdula	7	11
2003	Ryan Tevepaugh	7	10

TOP 20 COMPLETION PERCENTAGE SEASON			
YEAR	NAME	PERCENTAGE	GAMES
2019	Jon Tomcufoick	*67.8	10
2021	Nikko Georgiou	62.2	13
1981	Greg Randall	60.9	10
2018	Jon Tomcufoick	60.6	10
2007	Brett Tevepaugh	59.5	10
1992	Casey Kellerman	59.5	10
2014	Parker Gdula	58.4	10
2010	Austin Zachem	57.1	10
2001	Matt Phillips	57	10
2016	Jim Burg	56.4	10
2009	Kyle Weninger	55.1	10
2013	Parker Gdula	55	10
2006	Mike Fisher	54.4	10
2020	Nikko Georgiou	52.2	7
2012	Darryl Richards	52.7	10
2017	Jon Tomcufoick	52.2	10
1995	Mark Lieberth	51.9	10
1997	Brian Shellito	51.6	10
1980	Greg Randall	51.2	10
1986	Mike Dinallo	50.6	10

TOP 20 PASSER RATING SEASON			
YEAR	NAME	RATING	GAMES
2019	Jon Tomcufoick	*193.84	10
2018	Jon Tomcufoick	172.25	10
2021	Nikko Georgiou	159.48	10
1992	Casey Kellerman	154.22	10
1983	Chris Lencewicz	150.63	10
2007	Brett Tevepaugh	148.3	10
2014	Parker Gdula	146.35	10
1984	Chris Lencewicz	142.47	10
2017	Jon Tomcufoick	137.93	10
1980	Greg Randall	135.49	10
1998	Paul Noble	130.03	10
2016	Jim Burg	127.31	10
2013	Parker Gdula	125.55	10
1982	Chris Lencewicz	125.23	10
2010	Austin Zachem	124.71	10
1986	Mike Dinallo	124.22	10
1978	Terry Dynowski	120.64	10
2004	Terry Love	116.62	10
1995	Mark Lieberth	115.39	10
2011	Austin Zachem	114.6	10

\*NEW RECORD

ALL IN

# TOP 20 PASSING

ALL IN

TOP 20 PASSING COMPLETIONS CAREER			
YEAR	NAME	COMPLETIONS	GAMES
2017-2019	Jon Tomcufoik	*444	36
2013-2015	Parker Gdula	405	32
2019-2021	Nikko Georgiou	198	31
2000-2001	Matt Phillips	180	21
1996-1997	Brian Shellito	166	24
2005&2007	Brett Tevepaugh	137	20
1982-1984	Chris Lencewicz	132	30
1994-1995	Mark Lieberth	120	24
1998-1999	Paul Noble	118	20
2016-2017	Jim Burg	116	20
2005-2006	Mike Fisher	116	20
1986-1987	Mike Dinallo	102	24
2012	Darryl Richards	98	12
1980-1981	Greg Randall	87	21
1989-1991	Damon Mintz	85	30
2010-2011	Austin Zachem	79	21
2003	Ryan Tevepaugh	78	10
2002	Craig Monne	78	10
2009	Kyle Weninger	65	10
2004	Terry Love	61	10

TOP 20 PASSING ATTEMPTS CAREER			
YEAR	NAME	ATTEMPTS	GAMES
2013-2015	Parker Gdula	767	32
2017-2019	Jon Tomcufoik	730	36
2000-2001	Matt Phillips	390	21
1996-1997	Brian Shellito	374	24
2019-2021	Nikko Georgiou	329	31
1982-1984	Chris Lencewicz	289	30
2005&2007	Brett Tevepaugh	273	20
1998-1999	Paul Noble	261	20
1994-1995	Mark Lieberth	261	24
1989-1991	Damon Mintz	242	30
2005-2006	Mike Fisher	236	20
1986-1987	Mike Dinallo	216	24
2016-2017	Jim Burg	205	20
2012	Darryl Richards	191	12
2003	Ryan Tevepaugh	190	10
2010-2011	Austin Zachem	179	21
2002	Craig Monne	174	10
1980-1981	Greg Randall	161	21
2004	Terry Love	130	10
1988	Jason Maxwell	130	10

TOP 20 PASSING YARDS CAREER			
YEAR	NAME	YARDS	GAMES
2017-2019	Jon Tomcufoik	*6973	36
2013-2015	Parker Gdula	5370	32
2019-2021	Nikko Georgiou	2406	31
2000-2001	Matt Phillips	2388	21
1996-1997	Brian Shellito	2212	24
2005&2007	Brett Tevepaugh	2050	20
1998-1999	Paul Noble	1871	20
1986-1987	Mike Dinallo	1811	24
1982-1984	Chris Lencewicz	1768	30
1994-1995	Mark Lieberth	1754	24
2016-2017	Jim Burg	1508	20
1980-1981	Greg Randall	1501	21
2005-2006	Mike Fisher	1415	20
2003	Ryan Tevepaugh	1380	10
2010-2011	Austin Zachem	1359	21
2012	Darryl Richards	1332	12
2002	Craig Monne	1253	10
1989-1991	Damon Mintz	945	30
2004	Terry Love	875	10
1978	Terry Dynowski	857	10

TOP 20 PASSING TD CAREER			
YEAR	NAME	TD	GAMES
2016-2019	Jon Tomcufoik	68	38
2013-2015	Parker Gdula	39	32
1982-1984	Chris Lencewicz	28	30
2019-2021	Nikko Georgiou	25	31
2000-2001	Matt Phillips	20	21
1994-1995	Mark Lieberth	17	24
2005&2007	Brett Tevepaugh	14	20
1996-1997	Brian Shellito	14	24
1998-1999	Paul Noble	12	20
1980-1981	Greg Randall	12	21
2016-2017	Jim Burg	11	20
2005-2006	Mike Fisher	10	20
2002	Craig Monne	10	10
1986-1987	Mike Dinallo	9	24
2012	Darryl Richards	8	12
2010-2011	Austin Zachem	8	21
2003	Ryan Tevepaugh	8	10
2004	Terry Love	7	10
1978	Terry Dynowski	7	10
1992	Casey Kellerman	5	10

TOP 20 INTERCEPTIONS CAREER			
YEAR	NAME	PERCENTAGE	GAMES
2013-2015	Parker Gdula	34	32
1994-1995	Mark Lieberth	24	24
1989-1991	Damon Mintz	24	30
2000-2001	Matt Phillips	22	21
1996-1987	Mike Dinallo	19	24
1996-1997	Brian Shellito	18	21
2016-2019	Jon Tomcufoik	16	36
2012	Darryl Richards	14	12
2009	Kyle Weninger	12	10
2010-2011	Austin Zachem	11	21
2002	Craig Monne	11	10
2019-2021	Nikko Georgiou	10	31
2008	Justin Brownlow	10	10
2005-2006	Mike Fisher	10	20
1989-1999	Paul Noble	10	20
1988	Jason Maxwell	10	10
1980-1981	Greg Randall	10	21
1982-1984	Chris Lencewicz	9	30
1985	Aaron Brandt	8	10
2016-2017	Jim Burg	7	12

TOP 20 COMPLETION PERCENTAGE CAREER			
YEAR	NAME	PERCENTAGE	GAMES
2017-2019	Jon Tomcufoik	*60.8	36
1992	Casey Kellerman	59.5	10
2019-2021	Nikko Georgiou	59.4	31
2016-2017	Jim Burg	56.6	20
2009	Kyle Weninger	55.1	10
1980-1981	Greg Randall	54	21
2013-2015	Parker Gdula	52.8	32
2012	Darryl Richards	51.3	12
2005-2007	Brett Tevepaugh	50.18	20
1986-1987	Mike Dinallo	47.2	24
2004	Terry Love	46.9	10
2005-2006	Mike Fisher	46.61	20
2000-2001	Matt Phillips	46.2	21
1994-1995	Mark Lieberth	46	24
1984	Chris Lencewicz	45.6	30
1998-1999	Paul Noble	45.21	20
2002	Craig Monne	44.8	10
1985	Aaron Brandt	44.8	10
1996-1997	Brian Shellito	44.4	24
2010-2011	Austin Zachem	44.1	21

TOP 20 PASSER RATING CAREER			
YEAR	NAME	PERCENTAGE	GAMES
2017-2019	Jon Tomcufoik	*167.42	36
1992	Casey Kellerman	154.22	10
1980-1981	Greg Randall	144.52	21
2019-2021	Nikko Georgiou	143.09	31
1982-1984	Chris Lencewicz	141.85	30
2016-2017	Jim Burg	129.25	20
2005&2007	Brett Tevepaugh	127.99	20
1978	Terry Dynowski	120.64	10
2013-2015	Parker Gdula	119.53	32
2004	Terry Love	116.62	10
1998-1999	Paul Noble	112.94	20
2002	Craig Monne	111.64	10
2010-2011	Austin Zachem	110.37	21
2012	Darryl Richards	109.05	12
2003	Ryan Tevepaugh	108.59	10
1994-1995	Mark Lieberth	105.95	24
2005-2006	Mike Fisher	105.03	30
1986-1987	Mike Dinallo	103.54	24
2000-2001	Matt Phillips	103.23	21
2009	Kyle Weninger	102.4	10

\*NEW RECORD

# TOP 20 PASSING

TOP 20 PASSING COMPLETIONS REGULAR SEASON			
YEAR	NAME	COMPLETIONS	GAMES
2014	Parker Gdula	132	10
2013	Parker Gdula	126	10
2018	Jon Tomcufoick	123	10
2019	Jon Tomcufoick	122	10
2015	Parker Gdula	117	10
2017	Jon Tomcufoick	116	10
2007	Brett Tevepaugh	113	10
2016	Jim Burg	110	10
2001	Matt Phillips	95	10
1997	Brian Shellito	93	10
2006	Mike Fisher	92	10
2012	Darryl Richards	85	10
2000	Matt Phillips	80	10
2003	Ryan Tevepaugh	78	10
2002	Craig Monne	78	10
1998	Paul Noble	74	10
2009	Kyle Weninger	65	10
1996	Brian Shellito	65	10
2004	Terry Love	61	10
1988	Jason Maxwell	56	10

TOP 20 PASSING ATTEMPTS REGULAR SEASON			
YEAR	NAME	ATTEMPTS	GAMES
2015	Parker Gdula	249	10
2013	Parker Gdula	229	10
2014	Parker Gdula	226	10
2017	Jon Tomcufoick	222	10
2018	Jon Tomcufoick	203	10
2016	Jim Burg	195	10
2001	Matt Phillips	191	10
2007	Brett Tevepaugh	190	10
2003	Ryan Tevepaugh	190	10
2000	Matt Phillips	186	10
2019	Jon Tomcufoick	180	10
1997	Brian Shellito	180	10
1996	Brian Shellito	177	10
2002	Craig Monne	174	10
2006	Mike Fisher	169	10
2012	Darryl Richards	161	10
1998	Paul Noble	151	10
2004	Terry Love	130	10
1988	Jason Maxwell	130	10
1989	Damon Mintz	125	10

TOP 20 PASSING YARDS REGULAR SEASON			
YEAR	NAME	YARDS	GAMES
2018	Jon Tomcufoick	2039	10
2014	Parker Gdula	2022	10
2019	Jon Tomcufoick	1862	10
2017	Jon Tomcufoick	1794	10
2013	Parker Gdula	1706	10
2007	Brett Tevepaugh	1601	10
2016	Jim Burg	1459	10
2003	Ryan Tevepaugh	1380	10
2015	Parker Gdula	1354	10
2001	Matt Phillips	1278	10
1998	Paul Noble	1278	10
2002	Craig Monne	1253	10
1997	Brian Shellito	1142	10
2012	Darryl Richards	1095	10
2000	Matt Phillips	1059	10
1996	Brian Shellito	1010	10
2006	Mike Fisher	989	10
1983	Chris Lencewicz	940	10
2004	Terry Love	875	10
2011	Austin Zachem	872	10

TOP 20 PASSING TD REGULAR SEASON			
YEAR	NAME	TD	GAMES
2019	Jon Tomcufoick	*25	10
2018	Jon Tomcufoick	18	10
2017	Jon Tomcufoick	15	10
2014	Parker Gdula	14	10
2013	Parker Gdula	14	10
2001	Matt Phillips	13	10
2007	Brett Tevepaugh	11	10
1994	Mark Lieberth	11	10
1984	Chris Lencewicz	11	10
2015	Parker Gdula	10	10
2002	Craig Monne	10	10
1998	Paul Noble	10	10
1996	Brian Shellito	10	10
2016	Jim Burg	9	10
1983	Chris Lencewicz	9	10
2003	Ryan Tevepaugh	8	10
1982	Chris Lencewicz	8	10
2011	Austin Zachem	7	10
2006	Mike Fisher	7	10
2004	Terry Love	7	10

TOP 20 INTERCEPTIONS REGULAR SEASON			
YEAR	NAME	INTERCEPTIONS	GAMES
2013	Parker Gdula	18	11
2001	Matt Phillips	17	10
1987	Mike Dinallo	15	10
2012	Darryl Richards	14	12
1986	Mike Dinallo	14	14
1989	Damon Mintz	13	10
2009	Kyle Weninger	12	10
1996	Brian Shellito	12	10
1995	Mark Lieberth	12	14
1994	Mark Lieberth	12	10
2002	Craig Monne	11	10
2008	Justin Brownlow	10	10
1988	Jason Maxwell	10	10
2015	Parker Gdula	9	10
2006	Mike Fisher	9	10
1998	Paul Noble	9	10
1985	Aaron Brandt	8	10
2016	Jim Burg	7	10
2014	Parker Gdula	7	11
2003	Ryan Tevepaugh	7	10

TOP 20 COMPLETION PERCENTAGE REGULAR SEASON			
YEAR	NAME	PERCENTAGE	GAMES
2019	Jon Tomcufoick	*67.9	11
2021	Nikko Georgiou	66	13
2018	Jon Tomcufoick	62.2	15
2007	Brett Tevepaugh	59.5	10
1992	Casey Kellerman	59.5	10
2001	Matt Phillips	57	10
1981	Greg Randall	57	11
2014	Parker Gdula	56.9	11
2016	Jim Burg	56.4	10
2009	Kyle Weninger	55.1	10
2006	Mike Fisher	54.4	10
2013	Parker Gdula	54.1	10
2020	Nikko Georgiou	52.8	7
2017	Jon Tomcufoick	52.2	10
2010	Austin Zachem	52.2	11
1997	Brian Shellito	51.3	11
2012	Darryl Richards	51.3	12
1980	Greg Randall	51.2	10
1991	Damon Mintz	50	10
1986	Mike Dinallo	49.6	14

TOP 20 PASSER RATING REGULAR SEASON			
YEAR	NAME	RATING	GAMES
2019	Jon Tomcufoick	*186.86	11
2018	Jon Tomcufoick	175.6	15
2021	Nikko Georgiou	163.76	3
1992	Casey Kellerman	154.22	10
1981	Greg Randall	153.9	11
1983	Chris Lencewicz	150.63	10
2007	Brett Tevepaugh	148.3	10
1984	Chris Lencewicz	142.47	10
2014	Parker Gdula	142.14	11
2017	Jon Tomcufoick	137.93	10
1980	Greg Randall	135.49	10
1998	Paul Noble	130.03	10
2016	Jim Burg	127.31	10
1982	Chris Lencewicz	125.23	10
2020	Nikko Georgiou	122.42	7
1978	Terry Dynowski	120.64	10
1986	Mike Dinallo	117.92	14
2004	Terry Love	116.62	10
2013	Parker Gdula	116.2	11
2011	Austin Zachem	114.6	10

\*NEW RECORD

ALL IN

# TOP 20 PASSING

TOP 20 PASSING COMPLETIONS PLAYOFFS			
YEAR	NAME	COMPLETIONS	GAMES
2018	Jon Tomcufcik	61	5
2021	Nikko Georgiou	55	3
2020	Nikko Georgiou	33	2
2019	Jon Tomcufcik	22	1
1986	Mike Dinallo	21	4
2014	Parker Gdula	17	1
1995	Mark Lieberth	14	4
2013	Parker Gdula	13	1
2012	Darryl Richards	13	2
1997	Brian Shellito	8	1
2000	Matt Phillips	5	1
2010	Austin Zachem	3	1
1981	Greg Randall	3	1

TOP 20 PASSING ATTEMPTS PLAYOFFS			
YEAR	NAME	ATTEMPTS	GAMES
2018	Jon Tomcufcik	93	5
2021	Nikko Georgiou	80	3
2020	Nikko Georgiou	62	2
1986	Mike Dinallo	44	4
1995	Mark Lieberth	37	4
2014	Parker Gdula	36	1
2019	Jon Tomcufcik	32	1
2012	Darryl Richards	30	2
2013	Parker Gdula	28	1
1997	Brian Shellito	17	1
2000	Matt Phillips	13	1
2010	Austin Zachem	11	1
1981	Greg Randall	10	1

TOP 20 PASSING YARDS PLAYOFFS			
YEAR	NAME	YARDS	GAMES
2018	Jon Tomcufcik	993	5
2021	Nikko Georgiou	656	3
2020	Nikko Georgiou	430	2
1986	Mike Dinallo	429	4
2019	Jon Tomcufcik	285	1
2012	Darryl Richards	237	2
2014	Parker Gdula	215	1
1995	Mark Lieberth	195	4
2013	Parker Gdula	73	1
1997	Brian Shellito	60	1
2010	Austin Zachem	52	1
2000	Matt Phillips	51	1
1981	Greg Randall	37	1

TOP 20 PASSING TD PLAYOFFS			
YEAR	NAME	TD	GAMES
2021	Nikko Georgiou	9	3
2018	Jon Tomcufcik	9	5
2020	Nikko Georgiou	6	2
2012	Darryl Richards	2	2
2019	Jon Tomcufcik	1	1
2014	Parker Gdula	1	1
1995	Mark Lieberth	1	4

TOP 20 INTERCEPTIONS PLAYOFFS			
YEAR	NAME	INTERCEPTIONS	GAMES
1995	Mark Lieberth	5	4
1986	Mike Dinallo	5	4
2013	Parker Gdula	4	1
2010	Austin Zachem	4	1
2021	Nikko Georgiou	2	3
2018	Jon Tomcufcik	2	5
2012	Darryl Richards	2	2
2020	Nikko Georgiou	1	2

\*NEW RECORD

TOP 20 COMPLETION PERCENTAGE PLAYOFFS			
YEAR	NAME	PERCENTAGE	GAMES
2021	Nikko Georgiou	*68.8	3
2019	Jon Tomcufcik	*68.8	1
2018	Jon Tomcufcik	65.6	5
2020	Nikko Georgiou	53.2	2
1986	Mike Dinallo	47.7	4
2014	Parker Gdula	47.2	1
1997	Brian Shellito	47	1
2013	Parker Gdula	46.4	1
2012	Darryl Richards	43.3	2
2000	Matt Phillips	38.5	1
1995	Mark Lieberth	37.8	4
1981	Greg Randall	30	1
2010	Austin Zachem	27.3	1

TOP 20 PASSER RATING PLAYOFFS			
YEAR	NAME	RATING	GAMES
2018	Jon Tomcufcik	182.92	5
2021	Nikko Georgiou	167.02	3
2019	Jon Tomcufcik	147.63	1
2020	Nikko Georgiou	140.19	2
2012	Darryl Richards	118.36	2
1986	Mike Dinallo	106.9	4
2014	Parker Gdula	106.56	1
1997	Brian Shellito	76.72	1
2000	Matt Phillips	71.42	1
1981	Greg Randall	61.08	1
1995	Mark Lieberth	53.19	4
2013	Parker Gdula	39.76	1
2010	Austin Zachem	-5.75	1

ALL IN



# YEAR-BY-YEAR SCORING STATS

Year	Name	GAMES	SEASON TD	SEASON FG	SEASON 2 PT	SEASON PAT	SEASON PT TOTAL
2021	JP Germano	13	9	0	0	0	54
2021	Ryan Miller	13	1	0	0	0	6
2021	Nikko Georgiou	13	4	0	0	0	24
2021	Sean Patrick	13	17	0	0	0	102
2021	Carson Rivera-Gebeau	13	3	0	0	0	18
2021	Parker Munday	13	0	27	0	39	66
2021	Lucas Simmons	13	4	0	0	0	24
2021	Tymir Cardova	13	6	0	0	0	36
2020	JP Germano	7	3	0	0	0	18
2020	Ryan Miller	7	3	0	0	0	18
2020	Nikko Georgiou	7	0	0	1	0	2
2020	Stanley Sell	7	5	0	0	0	30
2020	Carson Rivera-Gebeau	7	3	0	0	0	18
2020	Colin McCleery	7	2	0	0	0	12
2020	Parker Munday	7	0	0	0	11	11
2020	Anthony Vallocchi	7	1	0	0	0	6
2020	Braden Krupp	7	1	0	0	0	6
2019	Jack Porter	11	13	0	0	0	78
2019	Tyler Mintz	11	14	0	0	0	84
2019	Ryan Miller	11	5	0	1	0	32
2019	Javion Middleton	11	4	0	0	0	24
2019	Jon Tomcufcik	11	5	0	3	0	36
2019	Blake Torres	11	0	1	0	36	39
2019	Stanley Sell	11	1	0	0	0	6
2019	Joe Martin	11	1	0	0	0	6
2019	Tyler Kasternak	11	2	0	0	0	12
2019	Jonathon Abbarno	11	2	0	0	0	12
2019	Anthony Valocchi	11	0	0	1	0	2
2019	Parker Munday	11	0	0	0	3	3
2019	JP Germino	11	2	0	0	0	12
2018	Jack Porter	15	33	0	0	0	198
2018	Jon Tomcufcik	15	15	0	1	0	86
2018	Bransen Stanley	15	13	0	1	0	80
2018	Tyler Mintz	15	13	0	0	0	78
2018	Javion Middleton	15	8	0	0	0	48
2018	Stanley Sell	15	2	0	0	0	12
2018	Kole Jarzembak	15	1	0	0	0	6
2018	Anna Sanders	15	0	6	0	65	83
2018	Blake Torres	15	0	1	0	1	4
2018	Anthony Valocchi	15	0	0	3	0	6

Year	Name	GAMES	SEASON TD	SEASON FG	SEASON 2 PT	SEASON PAT	SEASON PT TOTAL
2018	Ryan Miller	15	0	0	2	0	4
2017	Jack Porter	10	22	0	0	0	132
2017	Bransen Stanley	10	11	0	0	0	66
2017	Kee-Shaun Merrill	10	10	0	0	0	60
2017	Jon Tomcufcik	10	3	0	0	0	18
2017	Tyler Mintz	10	3	0	0	0	18
2017	Anna Sanders	10	0	0	0	29	29
2016	James Thigpen	10	11	0	0	0	66
2016	Kee-Shaun Merrill	10	6	0	0	0	36
2016	Brad Verbec	10	4	0	1	0	26
2016	Bransen Stanley	10	3	0	0	0	18
2016	Dominic Bartolone	10	0	3	0	18	27
2015	Parker Gdula	10	8	0	4	0	56
2015	Kee-Shaun Merrill	10	8	0	0	0	48
2015	James Thigpen	10	4	0	1	0	26
2015	Bransen Stanley	10	1	0	0	0	6
2015	Ryan Toft	10	0	3	0	12	21
2014	James Thigpen	11	13	0	2	0	84
2014	Jeremy Wyers	11	12	0	1	0	78
2014	Jake Silberman	11	8	0	0	0	48
2014	Parker Gdula	11	7	0	3	0	48
2014	Parker Deuley	11	0	3	0	37	52
2013	Pedro Valasco	11	16	0	0	0	96
2013	Parker Gdula	11	5	0	0	0	30
2013	Jeremy Wyers	11	4	0	0	0	24
2013	James Thigpen	11	3	0	0	0	18
2013	Parker Deuley	11	0	6	0	41	59
2013	Jake Silbermann	11	0	0	0	0	48
2013	Drew Winiger	11	0	0	0	0	48
2012	Nick Lombardy	12	19	0	2	0	118
2012	Darryl Richards	12	18	0	1	0	110
2012	Jeremy Wyers	12	5	0	0	0	30
2012	Joe Tomcufcik	12	5	0	0	0	30
2012	Jake Silberman	12	2	0	0	0	12
2012	TJ Kestranek	12	0	1	0	44	47
2011	Nick Lombardy	10	9	0	0	0	54
2011	Austin Zachem	10	9	0	0	0	54
2011	Michael Braun	10	6	0	0	0	36
2011	Darryl Richards	10	1	0	0	0	6
2011	Sky Zahner	10	0	2	0	32	38

ALL IN

★ OHSAA Division 3 state final record for most rushing TD 3 Jack Porter, Kenston HS 2018 ★

# YEAR-BY-YEAR SCORING STATS

ALL IN

Year	Name	GAMES	SEASON TD	SEASON FG	SEASON 2 PT	SEASON PAT	SEASON PT TOTAL
2010	Pat Porter	11	14	0	0	18	102
2010	Austin Zachem	11	8	0	1	0	50
2010	Percy Johnson	11	7	0	0	0	42
2009	Pat Porter	10	12	2	0	20	94
2009	Kyle Weninger	10	7	0	0	0	42
2009	Justin Brownlow	10	4	0	0	0	24
2009	Jim Tomcufcik	10	1	0	0	0	6
2008	Jim Tomcufcik	10	3	0	0	0	18
2008	Pat Porter	10	2	1	0	8	23
2008	Justin Brownlow	10	2	0	0	0	12
2007	Dan Olgetree	11	9	0	0	0	54
2007	Brett Tevepough	11	8	0	0	35	83
2007	John Behm	11	4	0	0	0	24
2006	Mike Fisher	10	14	0	1	0	84
2006	Justin Debaggis	10	3	0	0	3	12
2006	Dreadless Stubbs	10	3	0	0	0	9
2006	Brett Tevepough	10	1	3	0	17	32
2005	Ross Alberts	10	8	0	0	0	48
2005	Brett Tevepough	10	0	2	0	27	33
2004	Terry Love	10	8	0	0	0	48
2004	Josh Hyrb	10	4	0	0	0	24
2004	Matt Berkowitz	10	1	2	0	17	29
2003	Anton Narinskiy	10	8	0	0	0	48
2002	Andy Harsh	10	13	0	0	0	78
2002	Chris Blouir	10	4	0	2	0	26
2002	Bob Dubovec	10	3	3	0	24	51
2002	Craig Monne	10	3	0	1	0	20
2001	Andy Harsh	10	12	0	0	0	72
2001	Bob Dubovec	10	7	2	0	32	80
2001	Craig Moone	10	3	0	0	0	18
2000	Andy Harsh	11	10	0	0	0	60
2000	Mike Moran	11	4	0	0	0	24
2000	Bob Dubovec	11	0	2	0	16	22
2000	Aaron Martin	11	0	0	0	0	30
1999	Joe Motley	10	5	0	0	0	30
1999	Paul Noble	10	2	2	0	6	6
1998	Mike Phillips	10	6	0	0	0	36
1998	Adreil Fraizer	10	4	0	0	0	24
1998	Trenton Hillier	10	4	4	0	16	16
1997	Pete Hayes	11	8	0	0	0	48

Year	Name	GAMES	SEASON TD	SEASON FG	SEASON 2 PT	SEASON PAT	SEASON PT TOTAL
1997	Mike Murton	11	6	0	0	0	36
1997	Ryan Reardon	11	2	0	0	0	12
1997	Mike Phillips	11	1	0	0	0	6
1997	Trenton Hillier	11	0	5	0	19	19
1996	Chuck Arnold	10	8	0	0	0	48
1996	Mike Murton	10	3	0	0	0	18
1996	Matt Gibbons	10	2	0	0	0	12
1996	Mike Phillips	10	2	0	0	0	12
1996	Trenton Hillier	10	0	3	0	14	14
1995	Andy Rule	14	15	0	0	0	90
1995	John Wervey	14	7	0	0	0	42
1995	Ryan Noble	14	4	3	0	27	62
1995	Mark Leiberth	14	2	0	0	0	12
1994	John Wervey	14	6	0	1	0	38
1994	Andy Rule	14	6	0	0	0	36
1994	Hank Hughes	14	5	0	0	0	30
1994	Ryan Noble	14	3	0	2	4	26
1993	Todd Bush	10	12	0	0	0	72
1993	Andy Rule	10	3	0	0	0	18
1993	Wes Rule	10	2	0	0	0	12
1993	Bryan Krueger	10	0	0	0	11	11
1992	Tom Gabram	10	18	0	0	0	108
1992	Todd Bush	10	4	0	0	0	24
1991	Tom Gabram	10	8	0	0	0	54
1991	Damon Mintz	10	7	0	0	0	42
1991	Dan Mazullo	10	2	0	0	0	12
1991	Pat Noble	10	0	3	0	11	20
1990	Calvin Long	10	4	0	0	0	24
1990	Norm Hadad	10	4	0	0	0	24
1990	Tom Gabram	10	3	0	0	0	21
1990	Damon Mintz	10	2	0	0	0	12
1990	Pat Noble	10	0	4	0	10	22
1989	Damon Mintz	10	7	0	0	0	42
1989	Jason Schieriling	10	4	0	0	0	24
1989	Pat Noble	10	0	1	0	6	9
1988	Judd Mintz	10	11	0	0	0	66
1988	Jason Maxwell	10	3	0	0	11	29
1988	Matt Dawson	10	3	1	0	0	20
1987	Ken McClintock	10	16	0	0	0	96
1987	Mike Dinallo	10	7	0	1	0	44

★ OHSAA Division 3 state final record for most receiving TD 2 Bransen Stanley, Kenston HS 2018 ★



# YEAR-BY-YEAR SCORING STATS

Year	Name	GAMES	SEASON TD	SEASON FG	SEASON 2 PT	SEASON PAT	SEASON PT TOTAL
1987	Paul Schell	10	2	2	0	7	25
1987	Lane Torres	10	1	0	0	5	11
1986	Mike Dinallo	14	13	0	0	0	78
1986	Ken McClintock	14	12	0	1	0	74
1986	Andy Gurd	14	5	0	0	0	30
1986	Tony Rhea	14	4	0	1	0	25
1986	Darryl Wodecki	14	3	3	0	20	49
1986	Drew Breeden	14	0	0	1	0	8
1985	Ken McClintock	14	7	0	0	0	42
1985	Darryl Wodecki	14	3	1	0	15	36
1985	Dave DuRoss	14	3	0	0	0	18
1984	Jeff Klie	10	12	0	1	0	74
1984	Chris Lencewicz	10	6	0	0	0	36
1984	Rick Brown	10	0	0	0	27	27
1983	Hank Newman	10	9	0	1	0	57
1983	Steve Tuckerman	10	8	0	0	0	48
1983	Jeff Klie	10	5	0	1	0	32
1983	Chris Lencewicz	10	1	1	0	12	21
1982	Jeff Weemhoff	10	7	0	0	0	42
1982	Hank Newman	10	4	0	0	0	24

Year	Name	GAMES	SEASON TD	SEASON FG	SEASON 2 PT	SEASON PAT	SEASON PT TOTAL
1982	Ron Partilla	10	0	0	0	7	7
1981	Shaun Walker	11	7	0	0	0	42
1981	Greg Randall	11	6	0	0	0	36
1981	Denny Bisesi	11	3	0	0	0	18
1981	Nick Zsebedics	11	0	2	0	25	31
1980	Ricky Huckabee	10	8	0	0	0	48
1980	Greg Randall	10	4	0	1	0	26
1980	Shaun Walker	10	3	0	0	0	18
1980	Denny Bisesi	10	2	0	0	0	12
1980	Nick Zsebedics	10	0	3	0	10	19
1979	Denny Bisesi	10	5	0	0	0	30
1979	Tom Hissam	10	4	0	0	0	24
1979	Bill Mitchell	10	3	0	0	0	18
1979	Ricky Huckabee	10	3	0	0	0	18
1979	Nick Zsebedics	10	0	2	0	10	16
1978	John Mitchell	10	5	0	0	0	30
1978	Terry Dynowski	10	3	0	0	0	18
1978	Bob Simpson	10	1	0	0	0	6
1977	Curlin Beck	10	9	0	0	0	54
1976	Curlin Beck	10	7	0	0	0	42

ALL IN



# TOP 20 SCORING

ALL IN

TOP 20 TD SEASON			
YEAR	NAME	SEASON TD	GAMES
2018	Jack Porter	33	15
2017	Jack Porter	22	10
2012	Nick Lombardy	19	12
2012	Darryl Richards	18	12
1992	Tom Gabram	18	10
2021	Sean Patrick	17	13
2013	Pedro Valasco	16	10
1987	Ken McClintock	16	10
2018	Jon Tomcufcik	15	15
1995	Andy Rule	15	14
2019	Tyler Mintz	14	11
2010	Pat Porter	14	11
2006	Mike Fisher	14	10
2019	Jack Porter	13	11
2018	Bransen Stanley	13	15
2018	Tyler Mintz	13	15
2014	James Thigpen	13	11
2002	Andy Harsh	13	10
1986	Mike Dinallo	13	10
2014	Jeremy Wyers	12	11

TOP 20 POINT TOTAL SEASON			
YEAR	NAME	SEASON TD	GAMES
2018	Jack Porter	198	15
2017	Jack Porter	132	10
2012	Nick Lombardy	118	12
2012	Darryl Richards	110	12
1992	Tom Gabram	108	10
2021	Sean Patrick	102	13
2010	Pat Porter	102	11
2013	Pedro Valasco	96	11
1987	Ken McClintock	96	10
2009	Pat Porter	94	10
2018	Jon Tomcufcik	92	15
1995	Andy Rule	90	14
2019	Tyler Mintz	84	11
2014	James Thigpen	84	11
2006	Mike Fisher	84	10
2018	Anna Sanders	83	15
2007	Brett Tevepough	83	10
2018	Bransen Stanley	80	15
2001	Bob Dubovec	80	10
2019	Jack Porter	78	11



TOP 20 TD CAREER			
YEAR	NAME	TD	GAMES
2017-2019	Jack Porter	*68	36
2000-2002	Andy Harsch	35	31
1985-1987	Ken McClintock	35	34
2013-2016	James Thigpen	31	42
2017-2019	Tyler Mintz	30	36
1990-1992	Tom Gabram	29	30
2015-2018	Bransen Stanley	28	45
2011-2012	Nick Lombardy	28	22
2008-2010	Pat Porter	28	31
1993-1995	Andy Rule	24	34
2017-2019	Jon Tomcufcik	24	36
2015-2017	Kee-Shaun Merrill	24	20
2012-2014	Jeremy Wyers	21	34
2013-2015	Parker Gdula	20	32
1986-1987	Mike Dinallo	20	24
2011-2012	Darryl Richards	19	22
2012-2014	Jake Silberman	18	34
2010-2011	Austin Zachem	17	21
1983-1984	Jeff Klie	17	20
2021	Sean Patrick	17	13

TOP 20 POINT TOTAL CAREER			
YEAR	NAME	CAREER PT TOTAL	GAMES
2017-2019	Jack Porter	*408	36
2008-2010	Pat Porter	219	31
1985-1987	Ken McClintock	212	34
2000-2002	Andy Harsh	210	31
2013-2016	James Thigpen	194	42
1990-1992	Tom Gabram	183	30
2016-2019	Tyler Mintz	182	37
2011-2012	Nick Lombardy	172	22
2015-2018	Bransen Stanley	170	45
2000-2002	Bob Dubovec	153	31
2017-2019	Jon Tomcufcik	152	36
2005-2007	Brett Tevepough	148	30
1993-1995	Andy Rule	144	34
2015-2017	Kee-Shaun Merrill	144	30
2013-2015	Parker Gdula	134	32
2012-2014	Jeremy Wyers	132	33
1986-1987	Mike Dinallo	122	24
2011-2012	Darryl Richards	116	22
2017-2018	Anna Sanders	112	25
2013-2014	Parker Deuley	111	22

\*NEW RECORD






# TOP 20 SCORING

TOP 20 TD REGULAR SEASON			
YEAR	NAME	REG TD	GAMES
2017	Jack Porter	22	10
2018	Jack Porter	20	10
2012	Nick Lombardy	19	10
1992	Tom Gabram	18	10
1987	Ken McClintock	16	10
2013	Pedro Valasco	15	10
2012	Darryl Richards	14	10
2010	Pat Porter	14	10
2006	Mike Fisher	14	10
2002	Andy Harsh	13	10
2014	James Thigpen	12	10
2014	Jeremy Wyers	12	10
2009	Pat Porter	12	10
2001	Andy Harsh	12	10
1993	Todd Bush	12	10
1984	Jeff Klie	12	10
2017	Bransen Stanley	11	10
2016	James Thigpen	11	10
1988	Judd Mintz	11	10
2018	Bransen Stanley	10	10

TOP 20 POINT TOTAL REGULAR SEASON			
YEAR	NAME	REG PT TOTAL	GAMES
2017	Jack Porter	132	10
2018	Jack Porter	120	10
2012	Nick Lombardy	116	10
1992	Tom Gabram	108	10
2010	Pat Porter	102	10
1987	Ken McClintock	96	10
2009	Pat Porter	94	10
2013	Pedro Valasco	90	10
2012	Darryl Richards	86	10
2019	Tyler Mintz	84	10
2006	Mike Fisher	84	10
2007	Brett Tevepaugh	83	10
2001	Bob Dubovec	80	10
2014	James Thigpen	78	10
2002	Andy Harsh	78	10
2014	Jeremy Wyers	76	10
1984	Jeff Klie	74	10
2019	Jack Porter	72	10
2001	Andy Harsh	72	10
1993	Todd Bush	72	10



ALL IN

TOP 20 TD PLAYOFF			
YEAR	NAME	PO TD	GAMES
2018-2019	Jack Porter	*14	6
2021	Sean Patrick	8	3
2018-2019	Jon Tomcufcik	8	6
1995	Andy Rule	6	4
2018-2019	Tyler Mintz	4	5
2012	Darryl Richards	4	2
1986	Andy Gurd	4	4
2019-2020	JP Germano	3	2
2018-2020	Ryan Miller	3	8
2018	Bransen Stanley	3	5
1986	Ken McClintock	3	4
1986	Mike Dinallo	3	4
2018-2020	Stanley Sell	2	8
2018-2019	Javion Middleton	2	5
2020	Colin McCleery	1	2
2014	Jake Silberman	1	1
2014	James Thigpen	1	1
2014	Parker Gdula	1	1
2013	Pedro Valasco	1	1
2012	Joe Tomcufcik	1	2

\*NEW RECORD

ALL PLAYOFF SCORING			
YEAR	NAME	PO PT TOTAL	GAMES
2018-2019	Jack Porter	*84	6
2021	Sean Patrick	54	3
2018-2019	Jon Tomcufcik	50	6
1995	Andy Rule	36	4
2018	Anna Sanders	28	5
2018	Tyler Mintz	24	5
2012	Darryl Richards	24	2
1986	Andy Gurd	24	4
2018-2020	Ryan Miller	18	8
2019-2020	JP Germano	18	3
2018	Bransen Stanley	18	5
1986	Ken McClintock	18	4
1986	Mike Dinallo	18	4
1986	Darryl Wodecki	13	4
2018-2020	Stanley Sell	12	7
2018	Javion Middleton	12	5
1995	Ryan Noble	10	4
2014	Jake Silberman	6	1
2014	James Thigpen	6	1
2014	Parker Gdula	6	1


ALL PLAYOFF SCORING			
YEAR	NAME	PO PT TOTAL	GAMES
2000	Andy Harsh	6	1
1997	Ryan Reardon	6	1
1995	Mark Leiberth	6	4
2012	TJ Kestranek	3	1
2012	Nick Lombardy	2	2
2018	Blake Torres	1	5
2000	Bob Dubovec	1	1

# YEAR-BY-YEAR KICKING STATS

Year	Name	Games	Season FG	Season PAT	Season Total
2021	Parker Munday	13	9	39	66
2020	Parker Munday	7	0	12	12
2019	Parker Munday	11	0	3	3
2019	Blake Torres	11	1	36	39
2018	Anna Sanders	15	6	65	83
2018	Blake Torres	15	1	1	4
2017	Anna Sanders	10	0	29	29
2017	Blake Torres	10	0	2	2
2017	Ryan Toft	10	0	6	6
2016	DJ DeJarnette	10	0	2	2
2016	Dominic Bartolone	10	3	18	27
2015	Ryan Toft	10	3	12	21
2014	Parker Deuley	11	3	37	46
2013	Parker Deuley	11	6	41	59
2012	TJ Kestranek	12	1	44	47
2011	Sky Zahner	10	2	32	38
2010	Pat Porter	11	0	18	18
2009	Pat Porter	10	2	20	26
2008	Pat Porter	10	1	8	11
2007	Brett Tevepaugh	10	0	35	35
2006	Brett Tevepaugh	10	3	17	26
2006	Justin Debaggis	10	0	3	3
2005	Brett Tevepaugh	10	2	27	33
2004	Matt Berkowitz	10	2	17	23
2002	Bob Dubovec	10	3	24	33

Year	Name	Games	Season FG	Season PAT	Season Total
2001	Bob Dubovec	10	2	32	38
2000	Bob Dubovec	11	2	16	22
1999	Paul Noble	10	2	6	12
1998	Trenton Hillier	10	4	16	28
1997	Trenton Hillier	11	5	19	34
1996	Trenton Hillier	10	3	14	23
1995	Ryan Noble	14	3	27	36
1994	Ryan Noble	10	0	4	4
1993	Bryan Krueger	10	0	11	11
1991	Pat Noble	10	3	11	20
1990	Pat Noble	10	4	10	22
1989	Pat Noble	10	1	6	9
1988	Jason Maxwell	10	0	11	11
1988	Matt Dawson	10	1	0	3
1987	Lane Torres	10	0	5	5
1987	Paul Schell	10	2	7	13
1986	Darryl Wodecki	14	3	20	29
1985	Darryl Wodecki	10	1	15	18
1984	Rick Brown	10	0	27	27
1983	Chris Lencewicz	10	1	12	15
1982	Ron Partilla	10	0	7	7
1981	Nick Zsebedics	11	2	25	31
1980	Nick Zsebedics	10	3	10	19
1980	Oliver Sauter	10	3	10	19
1979	Nick Zsebedics	10	2	10	16

ALL IN



# TOP 20 KICKING

TOP 20 PAT SEASON			
YEAR	NAME	SEASON PAT	GAMES
2018	Anna Sanders	65	15
2012	TJ Kestranek	44	12
2013	Parker Deuley	41	10
2021	Parker Munday	39	13
2014	Parker Deuley	37	11
2019	Blake Torres	36	11
2007	Brett Tevepough	35	10
2011	Sky Zahner	32	10
2001	Bob Dubovec	32	10
2017	Anna Sanders	29	10
2005	Brett Tevepough	27	10
1995	Ryan Noble	27	14
1984	Rick Brown	27	10
1981	Nick Zsebedics	25	11
2002	Bob Dubovec	24	10
2009	Pat Porter	20	10
1986	Darryl Wodecki	20	10
1997	Trenton Hillier	19	11
2016	Dominic Bartolone	18	10
2010	Pat Porter	18	11

TOP 20 FG SEASON			
YEAR	NAME	SEASON FG	GAMES
2021	Parker Munday	9	13
2018	Anna Sanders	6	15
2013	Parker Deuley	6	10
1997	Trenton Hillier	5	11
1998	Trenton Hillier	4	10
1990	Pat Noble	4	10
2014	Parker Deuley	3	11
1995	Ryan Noble	3	10
2002	Bob Dubovec	3	10
1986	Darryl Wodecki	3	10
2016	Dominic Bartolone	3	10
2006	Brett Tevepough	3	10
1996	Trenton Hillier	3	10
2015	Ryan Toft	3	10
1991	Pat Noble	3	10
1980	Nick Zsebedics	3	10
1980	Oliver Sauter	3	10
2011	Sky Zahner	2	10
1981	Nick Zsebedics	2	11
2009	Pat Porter	2	10

TOP 20 POINT TOTAL SEASON			
YEAR	NAME	SEASON TOTAL	GAMES
2018	Anna Sanders	83	15
2021	Parker Munday	66	13
2013	Parker Deuley	59	11
2012	TJ Kestranek	47	11
2014	Parker Deuley	46	11
2019	Blake Torres	39	11
2011	Sky Zahner	38	10
2001	Bob Dubovec	38	10
1995	Ryan Noble	36	14
2007	Brett Tevepough	35	10
1997	Trenton Hillier	34	11
2005	Brett Tevepough	33	10
2002	Bob Dubovec	33	10
1981	Nick Zsebedics	31	11
2017	Anna Sanders	29	10
1986	Darryl Wodecki	29	10
1998	Trenton Hillier	28	10
2016	Dominic Bartolone	27	10
1984	Rick Brown	27	10
2009	Pat Porter	26	10

TOP 20 PAT CAREER			
YEAR	NAME	CAREER PAT	GAMES
2017-2018	Anna Sanders	94	25
2013-2014	Parker Deuley	78	22
2000-2002	Bob Dubovec	72	31
2019-2021	Parker Munday	54	31
2005-2007	Brett Tevepough	52	30
1996-1998	Trenton Hillier	49	31
2008-2010	Pat Porter	46	31
1979-1981	Nick Zsebedics	45	31
2012	TJ Kestranek	44	12
2017-2019	Blake Torres	39	36
1985-1986	Darryl Wodecki	35	24
2011	Sky Zahner	32	10
1994-1995	Ryan Noble	31	20
1989-1991	Pat Noble	27	30
1984	Rick Brown	27	10
2015-2017	Ryan Toft	18	20
2016	Dominic Bartolone	18	10
2004	Matt Berkowitz	17	10
1983	Chris Lencewicz	12	10
1988	Jason Maxwell	11	10

TOP 20 FG CAREER			
YEAR	NAME	CAREER FG	GAMES
1996-1998	Trenton Hillier	12	31
2013-2014	Parker Deuley	9	22
2019-2021	Parker Munday	9	31
1989-1991	Pat Noble	8	30
2000-2002	Bob Dubovec	7	31
1979-1981	Nick Zsebedics	7	31
2017-2018	Anna Sanders	6	25
2005-2007	Brett Tevepough	5	30
1985-1986	Darryl Wodecki	4	31
2016	Dominic Bartolone	3	10
1980	Oliver Sauter	3	10
2008-2010	Pat Porter	3	31
1994-1995	Ryan Noble	3	24
2015-2017	Ryan Toft	3	30
2011	Sky Zahner	2	10
1999	Paul Noble	2	10
1987	Paul Schell	2	10
2017-2019	Blake Torres	2	36
2012	TJ Kestranek	1	12
1983	Chris Lencewicz	1	10

TOP 20 POINT TOTAL CAREER			
YEAR	NAME	CAREER TOTAL	GAMES
2017-2018	Anna Sanders	112	25
2013-2014	Parker Deuley	105	22
2005-2007	Brett Tevepough	94	30
2000-2002	Bob Dubovec	93	31
1996-1998	Trenton Hillier	85	31
2019-2021	Parker Munday	81	31
1979-1981	Nick Zsebedics	66	31
2008-2010	Pat Porter	55	31
1989-1991	Pat Noble	51	30
2012	TJ Kestranek	47	12
1985-1986	Darryl Wodecki	47	24
2017-2019	Blake Torres	45	36
1994-1995	Ryan Noble	40	24
2011	Sky Zahner	38	10
2016	Dominic Bartolone	27	10
1984	Rick Brown	27	10
2004	Matt Berkowitz	23	10
2015	Ryan Toft	21	10
1983	Chris Lencewicz	15	10
1987	Paul Schell	13	10

ALL IN

# TOP 20 KICKING

ALL IN

TOP 20 PAT REGULAR SEASON			
YEAR	NAME	REG PAT	GAMES
2018	Anna Sanders	43	10
2012	TJ Kestranek	41	10
2013	Parker Deuley	40	10
2007	Brett Tevepaugh	35	10
2019	Blake Torres	34	10
2014	Parker Deuley	34	10
2011	Sky Zahner	32	10
2001	Bob Dubovec	32	10
2017	Anna Sanders	29	10
2005	Brett Tevepaugh	27	10
1984	Rick Brown	27	10
2021	Parker Munday	26	10
1981	Nick Zsebedics	25	10
2002	Bob Dubovec	24	10
1995	Ryan Noble	24	10
2009	Pat Porter	20	10
1997	Trenton Hillier	19	10
2016	Dominic Bartolone	18	10
2010	Pat Porter	18	10
2006	Brett Tevepaugh	17	10

TOP 20 FG REGULAR SEASON			
YEAR	NAME	REG FG	GAMES
2021	Parker Munday	8	10
2013	Parker Deuley	6	10
1997	Trenton Hillier	5	10
2018	Anna Sanders	4	10
1998	Trenton Hillier	4	10
1990	Pat Noble	4	10
1995	Ryan Noble	3	10
2002	Bob Dubovec	3	10
2016	Dominic Bartolone	3	10
2006	Brett Tevepaugh	3	10
1996	Trenton Hillier	3	10
2015	Ryan Toft	3	10
1991	Pat Noble	3	10
1980	Nick Zsebedics	3	10
1980	Oliver Sauter	3	10
2014	Parker Deuley	2	10
2011	Sky Zahner	2	10
2001	Bob Dubovec	2	10
2009	Pat Porter	2	10
1987	Paul Schell	2	10

TOP 20 POINT TOTAL REGULAR SEASON			
YEAR	NAME	REG TOTAL	GAMES
2013	Parker Deuley	58	10
2018	Anna Sanders	55	10
2021	Parker Munday	50	10
2012	TJ Kestranek	44	10
2014	Parker Deuley	40	10
2011	Sky Zahner	38	10
2001	Bob Dubovec	38	10
2019	Blake Torres	37	10
2007	Brett Tevepaugh	35	10
1997	Trenton Hillier	34	10
2005	Brett Tevepaugh	33	10
2002	Bob Dubovec	33	10
1995	Ryan Noble	33	10
1981	Nick Zsebedics	31	10
2017	Anna Sanders	29	10
1986	Darryl Wodecki	29	10
1998	Trenton Hillier	28	10
2016	Dominic Bartolone	27	10
1984	Rick Brown	27	10
2009	Pat Porter	26	10

TOP 20 KICKING PLAYOFFS				
YEAR	NAME	PO FG	PO PAT	PO TOTAL
2018	Anna Sanders	2	22	28
1986	Darryl Wodecki	2	7	13
2014	Parker Deuley	1	3	6
2012	TJ Kestranek	0	3	3
1995	Ryan Noble	0	3	3
2018	Blake Torres	0	1	1
2013	Parker Deuley	0	1	1
2000	Bob Dubovec	0	1	1

★ Kenston vs CAPE 1986 – Attendance 12,293 (5th largest Division III crowd ever) ★



**BOMBER**



**2022**  
**FOOTBALL**  
*Closing*

ALL IN

# THANK YOU



ALL IN

## SOURCES

- News Herald
- Cleveland Plain Dealer
- Cleveland Press
- Geauga Times Leader
- Geauga County Maple Leaf
- Chagrin Valley Today
- Record Courier
- Akron Beacon Journal
- JoeEitel.com
- OHSAA.org
- Google.com
- Hudl.com
- Maxpreps.com
- Facebook.com
- Twitter.com
- Kenstonlocal.org webpage
- Kenston Board Office - Historical Closet
- Geauga County Touchdown Club (defunct)
- Bainbridge Library
- Chagrin Falls Library
- Chardon Library
- Cuyahoga County Library
- Dayton Public Library
- Multiple college and high school websites
- HighShoolBall.com
- Bainbridge HistoricalSociety
- Newspapers.com
- Arbitrivelive.com
- NCAA Passer Rating Calculator <http://www.primecomputing.com/>

## SPECIAL THANKS TO:























- Ronnie Continenza (Mr. C.), Kenston - Webmaster and Photographer
- John Kampf, News Herald - Reporter
- Chris Berger, Kenston - Statistician
- Bomber Elite Club
- Tony Lange, Chagrin Valley Today - Reporter
- Joe Podolski, News Herald - Reporter
- Katie McGrath, Kenston - Yearbook support
- Al Hrabak, Former Kenston Head Coach and Athletic Director
- Jack Bair, Former Kenston Head Coach and Teacher
- James Rienart, Ganley Chevy
- Zinn Gorby, Former Kenston Head Coach, Teacher and Principal
- Paul Koballa, Former Kenston Head Coach and Teacher
- Frank Kitko, Former Kenston Assistant Coach and Teacher
- John Pai, Former Head Football Coach Chagrin Falls High School
- Mike Knepp, Former Kenston Head Coach and Teacher
- Rick Adams, Former Kenston Head Coach and Teacher
- Roger Vasey, Former Kenston Head Coach and Teacher
- Pete Thompson, Former Kenston Head Coach and Teacher
- Jeff Grubich, Current Kenston Head Coach and Teacher
- Tom Gabram, former player, and Kenston High School Principal.
- Judah Herman, former player 1985-1988
- Mark Kautzman, former player 1992-1996
- Stuart Harris, former player 1973-1976
- Bob Hunt, former player, and current Superintendent at Chagrin Falls, 1988-1991
- Darrin Sotera, former player 1985-1988
- Darryl Wodecki, former player 1984-1987
- Mike Dinallo, former player 1985-1988
- All the former players who donated pictures, old stories, or statistics
- Barry Jacobson KMK Promotions
- Mitchell Trubiski, former player 2010-2011
- Sam Coverdale, former player 2012
- Steve Trivisonno Mentor Head Football Coach
- Louise Teringo, Proofreader
- Danny Jenks of Augie's, Pizza, Ribs, & Catering.
- Greg Bumbu, Nick Mayer Lincoln/Ford



RARE PHOTO OF MR. C IN ACTION










# REFEREE SIGNALS

<p>1</p>  <p>Ball ready for play *Untimed down</p>	<p>2</p>  <p>Start clock</p>	<p>3</p>  <p>Time-out Discretionary or injury time-out (follow by tapping hands on chest)</p>	<p>4</p>  <p>TV/Radio time-out</p>	
<p>5</p>  <p>Touchdown Field goal Point(s) after touchdown</p>	<p>6</p>  <p>Safety</p>	<p>7</p>  <p>Dead ball foul Touchback (move side to side)</p>	<p>8</p>  <p>First down</p>	
<p>9</p>  <p>Loss of down</p>	<p>10</p>  <p>Incomplete forward pass Penalty declined No play, no score Toss option deferred</p>	<p>11</p>  <p>Legal touching of forward pass or scrimmage kick</p>	<p>12</p>  <p>Inadvertent whistle (Face Press Box)</p>	<p>13</p>  <p>Disregard flag</p>
<p>14</p>  <p>End of period</p>	<p>15</p>  <p>Sideline warning (NFHS)</p>	<p>16</p>  <p>First touching (NFHS) Illegal touching</p>	<p>17</p>  <p>Uncatchable forward pass (NCAA)</p>	
<p>18</p>  <p>Encroachment (NFHS) Offside defense or free-kick defense (NCAA)</p>	<p>19</p>  <p>False start Illegal formation Encroachment offense (NCAA)</p>	<p>20</p>  <p>Illegal shift - 2 hands Illegal motion - 1 hand</p>	<p>21</p>  <p>Delay of game</p>	<p>22</p>  <p>Substitution infraction</p>

ALL IN

# REFEREE SIGNALS

<p>23</p>  <p>Failure to wear required equipment</p>	<p>24</p>  <p>Illegal helmet contact</p>	<p>25</p>  <p>Illegal Horse-Collar Tackle</p>	<p>27</p>  <p>Unsportsmanlike conduct Noncontact foul</p>	<p>28</p>  <p>Illegal participation</p>
<p>29</p>  <p>Sideline interference (Face Press Box)</p>	<p>30</p>  <p>Running into or Roughing kicker or holder</p>	<p>31</p>  <p>Illegal batting/kicking (Followed by pointing toward toe for kicking)</p>	<p>32</p>  <p>Invalid fair catch signal (NFHS) Illegal fair catch signal</p>	<p>33</p>  <p>Forward pass interference Kick catching interference</p>
<p>34</p>  <p>Roughing passer</p>	<p>35</p>  <p>Illegal pass/forward handing (Face Press Box)</p>	<p>36</p>  <p>Intentional grounding</p>	<p>37</p>  <p>Ineligible downfield on pass</p>	<p>38</p>  <p>Personal foul</p>
<p>39</p>  <p>Clipping</p>	<p>40</p>  <p>Blocking below waist Illegal block</p>	<p>41</p>  <p>Chop block</p>	<p>42</p>  <p>Holding/obstructing Illegal use of hands/arms</p>	<p>43</p>  <p>Illegal block in the back</p>
<p>44</p>  <p>Helping runner Interlocked blocking</p>	<p>45</p>  <p>Grasping face mask or helmet opening</p>	<p>46</p>  <p>Tripping</p>	<p>47</p>  <p>Disqualification</p>	





OPPONENT	WEEK	8/20/21	8/27/21	9/3/21	9/10/21	9/17/21	9/24/21	10/1/21	10/8/21	10/15/21	10/22/21
Chagrin Falls Tigers	<b>1</b>		@ Trinity Trojans	Brookside Cardinals	@ Perry Pirates	@ Orange Lions	Kirtland Hornets	Ashtabula Lakeside Dragons	@ Ashtabula Edgewood Warriors	West Geauga Wolverines	@ Geneva Eagles
Perry Pirates	<b>2</b>	@ Riverside Beavers		@ Madison Blue Streaks	Chagrin Falls Tigers	@ Ashtabula Lakeside Dragons	Ashtabula Edgewood Warriors	@ Kirtland Hornets	Orange Lions	@ Geneva Eagles	West Geauga Wolverines
Notre Dame Cathedral Latin Lions	<b>3</b>	@ Willoughby South Rebels	@ Olentangy Braves		Gilmour Lancers	Cincinnati Taft Senators	East Liverpool Potters	Walsh Jesuit Warriors	@ Padua Bruins	@ Louisville Leopards	Lake Catholic Cougars
Eastlake North Rangers	<b>4</b>	@ Garfield Heights Bulldogs	Revere Minutemen	Ashtabula Lakeside Dragons	@	Willoughby South Rebels	@ Madison Blue Streaks	@ Riverside Beavers	Mayfield Wildcats	@ Brush Arcs	Chardon Hilltoppers
Lake Catholic Cougars	<b>5</b>	Dover Tornado's	@ Youngstown Cardinal Mooney	Akron Buchtel	Erie Royals		Padua Bruins	Canton Central Catholic Crusaders	Walsh Jesuit Warriors	VASJ Vikings	@ NDCL Lions
Chardon Hilltoppers	<b>6</b>	Olmsted Falls Bulldogs	Freedom Bowl VS Camden NJ. Canton HOF 8/27/22	Naples Fla. First Baptist Academy	@ Riverside Beavers	Mayfield Wildcats		Open Bi-Week	@ Madison Blue Streaks	Willoughby South Rebels	@ Eastlake North Rangers
Madison Blue Streaks	<b>7</b>	@ Geneva Eagles	Ashtabula Lakeside Dragons	Perry Pirates	@ Willoughby South Rebels	@ Riverside Beavers	Eastlake North Rangers		Chardon Hilltoppers	@ Mayfield Wildcats	Garfield Heights Bulldogs
Willoughby South Rebels	<b>8</b>	NDCL Lions	@ Twinsburg Tigers	@ Maple Heights Mustangs	Madison Blue Streaks	@ Eastlake North Rangers	Brush Arcs	@ Mayfield Wildcats		@ Chardon Hilltoppers	Riverside Beavers
Riverside Beavers	<b>9</b>	Perry Pirates	@ Aurora	@ Mentor	Chardon Hilltoppers	Madison Blue Streaks	@ Mayfield Wildcats	Eastlake North Rangers	@ Matinsburg (WV) Bulldogs		@ Willoughby South Rebels
Mayfield Wildcats	<b>10</b>	@ East Cleveland Shaw	Massillon Jackson Polar Bears	@ Nordonia Knights	Kenmore - Garfield Rams	@ Chardon Hilltoppers	Riverside Beavers	Willoughby South Rebels	@ Eastlake North Rangers	Madison Blue Streaks	@

ALL IN

